

KEY FIGURES

* Indicators use yearly target which should be reached or exceeded toward end of the year, therefore current achievement value reflect cumulation of activities from January 2017 to current reporting date

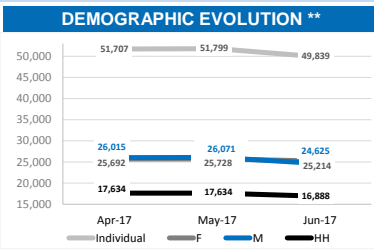
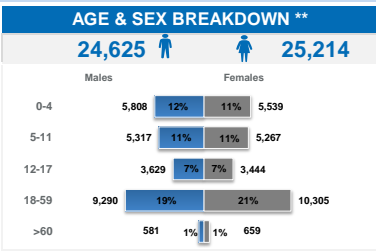
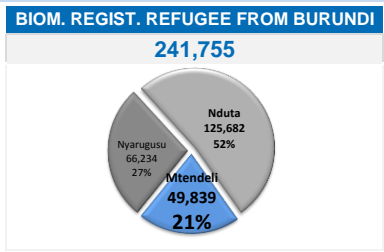
SITE DETAILS

Opening day : 14 January 2016

Region/District : Kigoma / Kakonko

Coordinates : Lat 3°25'17.399"S
Lon 30°53'24.212"E

Camp Extent : 1,500 Hectares



PROTECTION

% of PoCs registered and documentation issued according to UNHCR standards

Baseline	Achievement	Target
99%	100%	100%

Progress vs Baseline: 0.7% (0%)

Progress vs Target: 100%

UNHCR

of border monitoring and sensitization/capacity building activities conducted and non-refoulement prevented *

Baseline	Achievement	Target
0	14	15

Progress vs Baseline: 93%

Progress vs Target: 7%

UNHCR

of law enforcement officers supported and sensitized on internal protection *

Baseline	Achievement	Target
30	no data	125

Progress vs Baseline: no data

Progress vs Target: no data

UNHCR

of GoT's staff capacity enhanced *

Baseline	Achievement	Target
2	no data	30

Progress vs Baseline: no data

Progress vs Target: no data

PROTECTION (SGBV) *

of individuals who received MSR support (PSS, legal, medical and safety)

Baseline	Achievement	Target
551	394	650

Progress vs Baseline: -28%

Progress vs Target: 61%

39%

IRC, OXFAM

of community leaders trained and referring SGBV incidents

Baseline	Achievement	Target
114	100	476

Progress vs Baseline: -12%

Progress vs Target: 21%

79%

IRC, OXFAM

of men and boys participating in SGBV prevention activities

Baseline	Achievement	Target
6,828	5,724	13,000

Progress vs Baseline: -16%

Progress vs Target: 44%

56%

IRC, OXFAM

of actors trained who demonstrate an increased knowledge (pre and post-test) on SGBV (organisations and agencies)

Baseline	Achievement	Target
284	130	300

Progress vs Baseline: -54%

Progress vs Target: 43%

57%

PROTECTION (CP)

% of at risk children identified screened and registered

Baseline	Achievement	Target
100%	100%	100%

Progress vs Baseline: 0%

Progress vs Target: 100%

0%

Plan International

% of Unaccompanied and separated children with appropriate alternative care arrangements

Baseline	Achievement	Target
100%	100%	100%

Progress vs Baseline: 0%

Progress vs Target: 100%

0%

Plan International

of children accessing psychosocial, recreational and child friendly spaces

Baseline	Achievement	Target
2,179	5,051	3,150

Progress vs Baseline: >100%

Progress vs Target: >100%

0%

Plan International

% of UASCs reunified with their families

Baseline	Achievement	Target
60%	7%	80%

Progress vs Baseline: -88%

Progress vs Target: 9%

PROTECTION (PSN/CBP)

of PSN identified, reached with harmonized and standardized quality service *

Baseline	Achievement	Target
3,931	247	3,150

Progress vs Baseline: -94%

Progress vs Target: 8%

92%

HelpAge, DRC

of PSN with psychosocial needs receiving psychosocial support *

Baseline	Achievement	Target
0	1,653	1,890

Progress vs Baseline: 87%

Progress vs Target: 13%

HelpAge, DRC

of PSN receiving specific items and cash *

Baseline	Achievement	Target
4,975	117	4,000

Progress vs Baseline: -98%

Progress vs Target: 3%

97%

HelpAge, DRC

% of refugees who have accurate information on services provided in camps (1)

Baseline	Achievement	Target
23%	70%	70%

Progress vs Baseline: >100%

Progress vs Target: 100%

0%

EDUCATION

% of children aged 3-5 yrs enrolled in early childhood education

Baseline	Achievement	Target
24%	6%	50%

Progress vs Baseline: -75%

Progress vs Target: 12%

88%

IRC

% of children aged 6-14 yrs enrolled in primary education

Baseline	Achievement	Target
68%	67%	75%

Progress vs Baseline: -1%

Progress vs Target: 89%

11%

IRC

% of children aged 15-18 enrolled in secondary education

Baseline	Achievement	Target
3%	3%	50%

Progress vs Baseline: 0%

Progress vs Target: 6%

94%

IRC

% of teachers who are qualified

Baseline	Achievement	Target
73%	73%	85%

Progress vs Baseline: 0%

Progress vs Target: 86%

14%

HEALTH & NUTRITION

Crude Mortality Rate (CMR) - per 1,000 population/month (1)

Baseline	Achievement	Target
0.1	0.1	0.7

Progress vs Baseline: 0%

Progress vs Target: >100%

0%

TRCS, IRC, World Vision

Consultation per clinician per day (2)

Baseline	Achievement	Target
63	56	50

Progress vs Baseline: 13%

Progress vs Target: 89%

11%

TRCS, IRC, World Vision

Under 5 Mortality Rate (U5MR) - per 1,000 population/month (3)

Baseline	Achievement	Target
0.3	0.2	1.5

Progress vs Baseline: 50%

Progress vs Target: >100%

0%

TRCS, IRC, World Vision

Institutional delivery rate (4)

Baseline	Achievement	Target
97	97	95

Progress vs Baseline: 0%

Progress vs Target: >100%

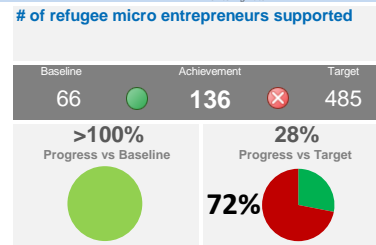
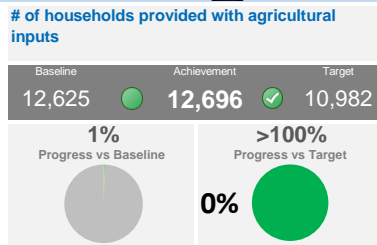
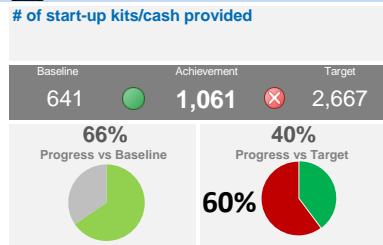
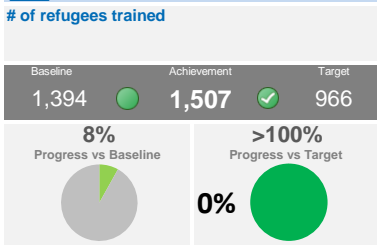
0%

LIVELIHOODS *

DRC, GNTZ, HelpAge, IRC, Plan International, REDESO



Monitoring Frequency:
 Monitoring Date:



WASH

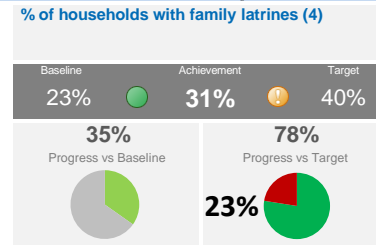
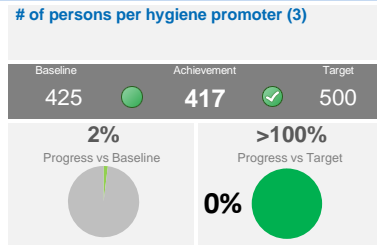
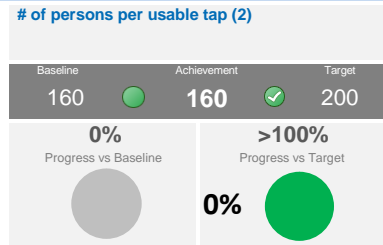
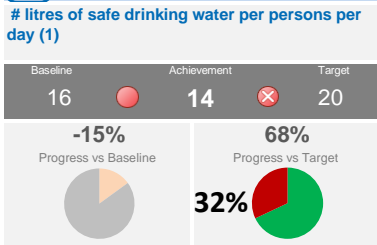
TCRS

1) borehole yield decrease ; 2) within standards , some villages miss tapstand; 3) HP conducted in daily bases; 4) No fund; 5) It covers both family and shared latrines.



1) Finding more water sources; 2) To install tapstand in all villages; 3) Provision of inkind for the staff; 4) Fund is required to meet the target; 5) Fund to increase access to family latrines.

Monitoring Frequency: weekly
Monitoring Date: 01/05/2017-31/05/2017



FOOD

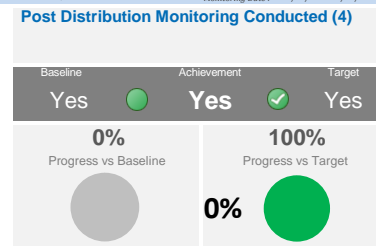
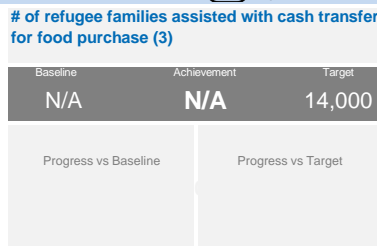
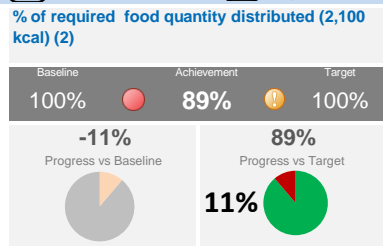
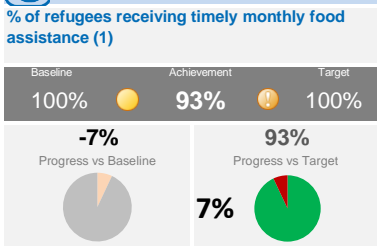
TCRS

1) borehole yield decrease ; 2) within standards , some villages miss tapstand; 3) HP conducted in daily bases; 4) No fund; 5) It covers both family and shared latrines.



1) Finding more water sources; 2) To install tapstand in all villages; 3) Provision of inkind for the staff; 4) Fund is required to meet the target; 5) Fund to increase access to family latrines.

Monitoring Frequency: weekly
Monitoring Date: 01/05/2017-31/05/2017

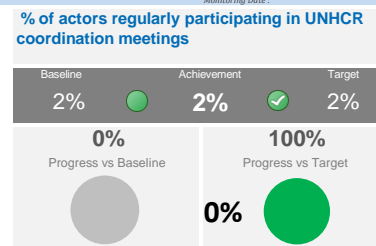
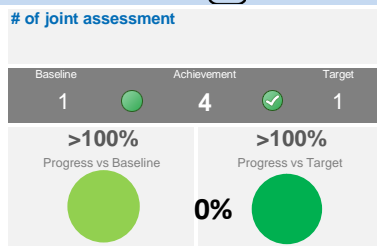
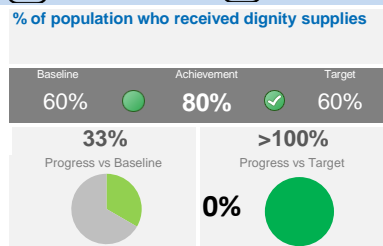
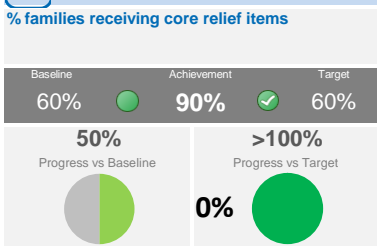


CCCM

TTC



Monitoring Frequency:
 Monitoring Date:

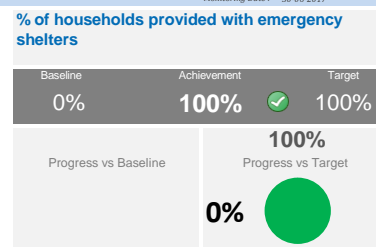
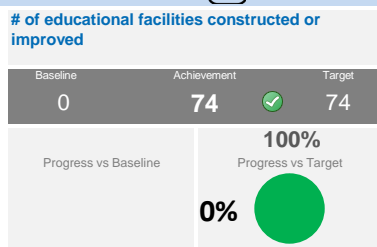
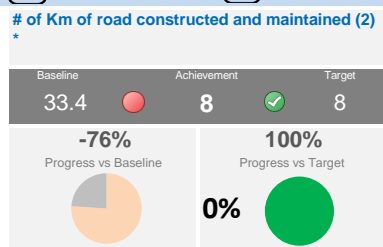
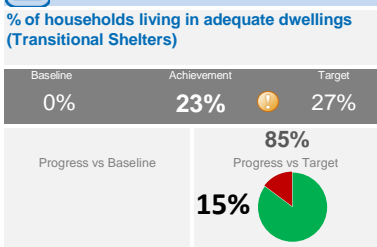


SHELTER & SITE PLAN.

NRC, AIRD, DRC



Monitoring Frequency: Weekly
Monitoring Date: 30-06-2017

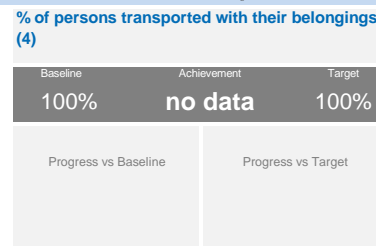
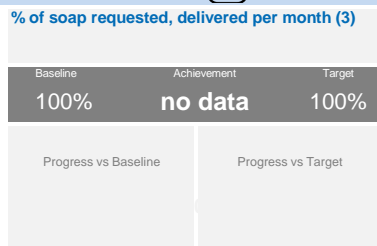
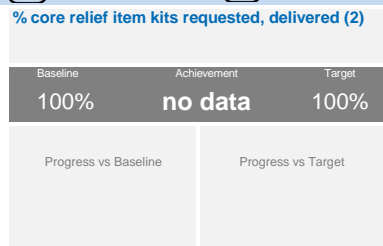
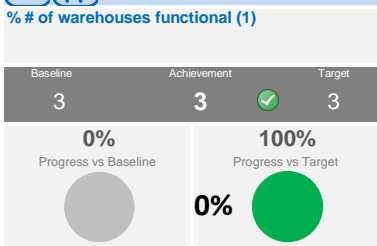


NFI & TRANSPORT

TTC



Monitoring Frequency:
 Monitoring Date:



ENVIRONMENT&ENERGY

TTC



Monitoring Frequency:
 Monitoring Date:

