

Child-friendly space operated by NRC for displaced children and host community in Mpati, North Kivu, DRC. Photo: NRC/Christian Jepsen, March 2017

## PROVISIONAL MID-YEAR FIGURES

# INTERNAL DISPLACEMENT IN 2017

Highlights document

16 AUGUST 2017

### SUMMARY– NEW DISPLACEMENT IN 2017

Provisional estimates based on data available show there were **over 9 million** new cases of internal displacement brought on by conflict, violence and disasters between January and June 2017.

#### New displacements - conflict and violence

There were **4.6 million** new internal displacements by conflict and violence in 29 countries in the first half of 2017.

#### New displacements - disasters

There were **4.5 million** new displacements associated with disasters in 76 countries and territories in the first half of 2017.

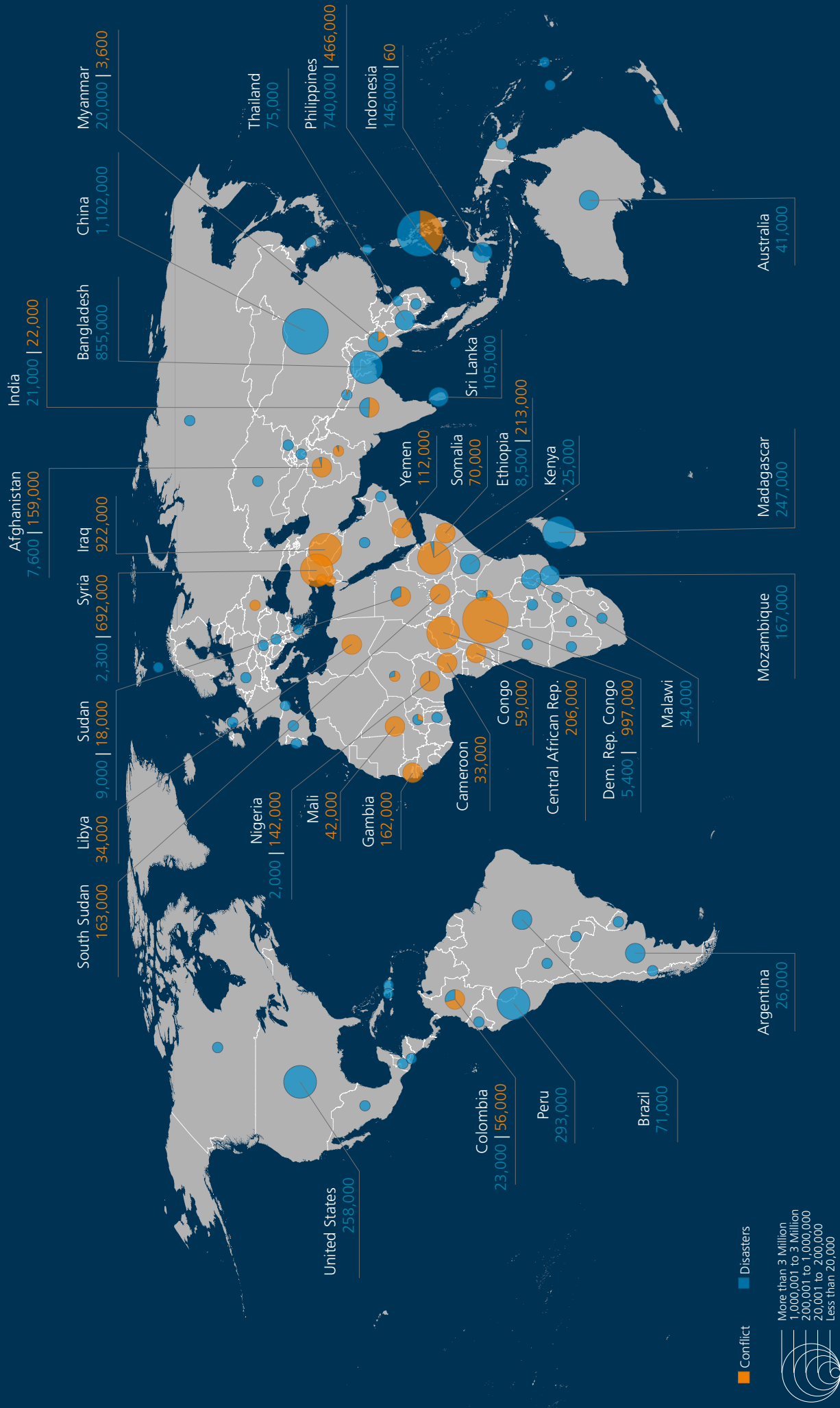
#### Countries with most new displacements by conflict and violence in 2017 (Jan-June)

1. Democratic Republic of Congo: **997,000**
2. Iraq: **922,000**
3. Syria: **692,000**
4. Philippines: **466,000**
5. Ethiopia: **213,000**
6. CAR: **206,000**
7. South Sudan: **163,000**
8. Gambia: **162,000**
9. Afghanistan: **159,000**
10. Nigeria: **142,000**

#### Most significant disaster displacement events in 2017 (Jan-June)

1. Flooding in southern provinces, China, June: **858,000**
2. Tropical cyclone Mora, Bangladesh, Myanmar and India, May and June: **851,000**
3. Visayas and Mindanao floods, Philippines, January to March: **381,000**
4. Rainy season, Peru, January to June: **293,000**
5. Tropical cyclone Enawo, Madagascar, March: **247,000**
6. Oroville Dam flood, US, February: **188,000**
7. Maguindanao floods, Philippines, May: **182,000**
8. Tropical cyclone Dineo, Mozambique and Botswana, February: **147,000**
9. Typhoon Merbok (known locally as Bai Miao), China, June: **117,000**
10. Monsoon floods, Sri Lanka, May to June: **104,000**

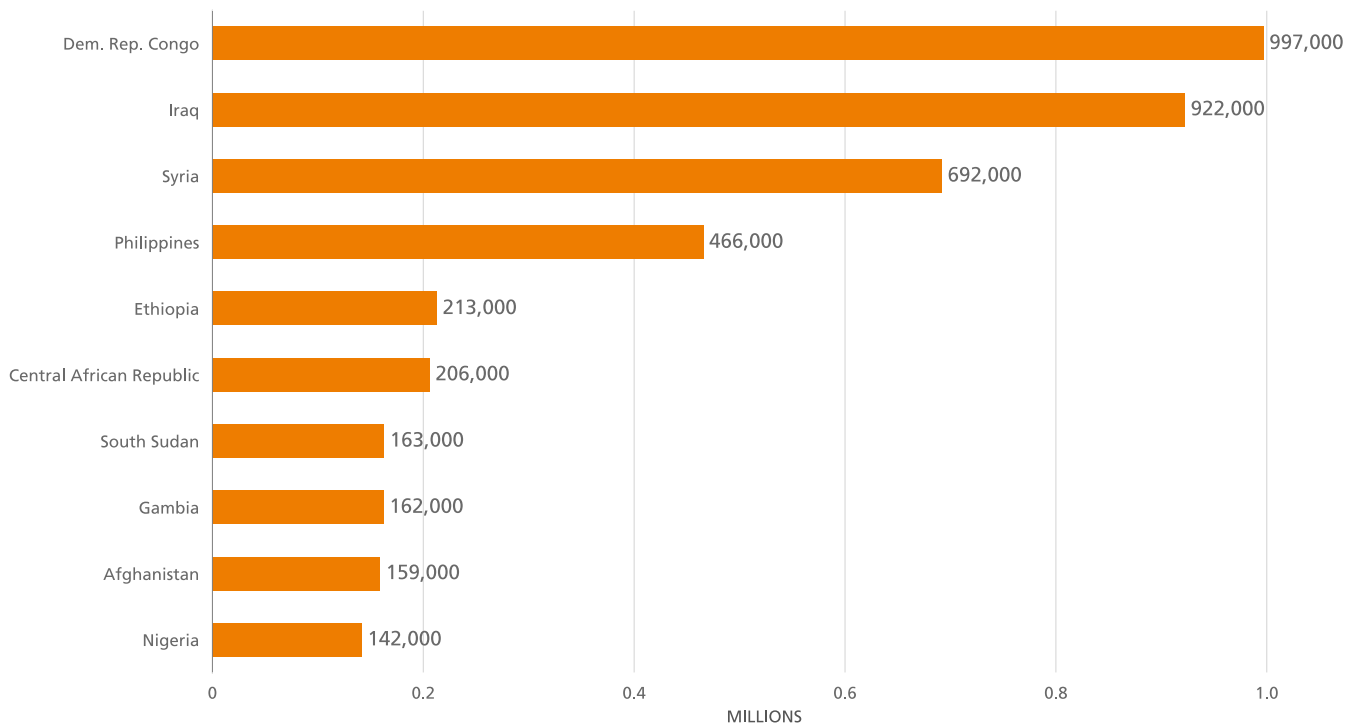
# New displacements associated with conflict and disasters in the first half of 2017



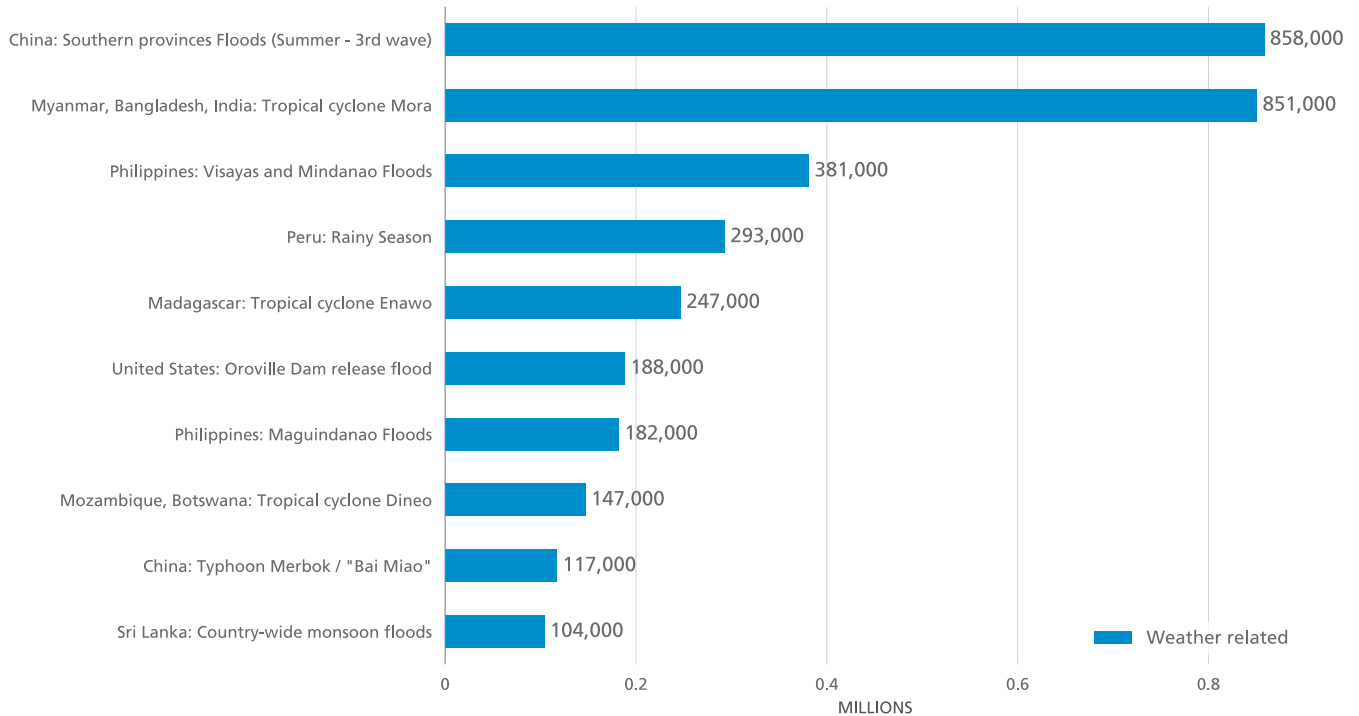
The country name and the figure are shown only when the value exceeds 20,000 people displaced.

The boundaries and names shown and the designations used on this map do not imply official endorsement or acceptance by IDMC.

## COUNTRIES WITH MOST NEW DISPLACEMENTS BY CONFLICT AND VIOLENCE IN 2017 (JAN-JUNE)



## MOST SIGNIFICANT DISASTER DISPLACEMENT EVENTS IN 2017 (JAN-JUNE)



## CONFLICT AND VIOLENCE

### NEW DISPLACEMENT

- There were **4.6 million** new internal displacements associated with conflict and violence in the first half of 2017 based on figures available.

### KEY COUNTRY UPDATES

#### Democratic Republic of the Congo (DRC)

New displacement in the first half of 2017 totaled over 997,000. There were 3.7 million IDPs in DRC as of June 2017, more than in any other African country and an increase of about two million on June 2016.

Clashes between the country's military and armed groups loyal to Kamuina Nsapu, a local leader reportedly assassinated by government forces, have been taking place in Kasai, Kasai Central, Kasai Oriental, Lomami and Sankuru provinces since August 2016. The conflict, which now affects eight of the country's 26 provinces and has caused thousands of casualties, has intensified in 2017. Kasai is the worst-affected province, hosting 1.44 million IDPs as of July, while Kasai Central hosts more than 670,000.

The number of IDPs in Tanganyika has also increased significantly as a result of inter-communal conflict that has intensified since July 2016. Fighting between the Twa and Luba communities involves tensions over land ownership. The clashes and interventions by the country's armed forces triggered 179,000 new displacements in the first half of the 2017, of which 149,000 took place in the first trimester. Tanganyika now hosts more than 500,000 IDPs, making it the third worst-affected province ahead of South Kivu with just below half a million IDPs. North Kivu province currently hosts about 925,000 IDPs, many of them in remote areas that are all but inaccessible to humanitarians.

#### Iraq

New displacement in the first half of 2017 totalled over 922,000, of which more than 885,000 are due to the operations in Mosul, while approximately 37,000 are due to clashes in Hawija district, in Kirkuk governorate. This area is still under the control of the Islamic State of Iraq and the Levant (ISIL). Clashes with the army intensified in the summer of 2016, but stalled with the beginning of the Mosul operations in October of the same year.

On 9 July 2017, nearly nine months after the launch of military operations to retake Mosul city, the Iraqi Prime Minister announced the liberation of Mosul. The operation has destroyed nearly 500 buildings and damaged thousands more in the historic Old City, 17 July district, and areas around the airport. The damage is far greater than expected and likely to require billions of dollars to rehabilitate. For Iraqis displaced from the city, the extensive damage is likely to keep them from returning for many months to come. Some will no longer have homes to return to, and basic services - water, electricity, schools, hospitals - will need to be rebuilt or repaired. In addition, before the area can be declared safe for return it will need to be cleared of mines and explosive remnants, a process that will require time.

#### Syria

Conflict triggered 692,000 new displacements in the country in the first half of 2017.

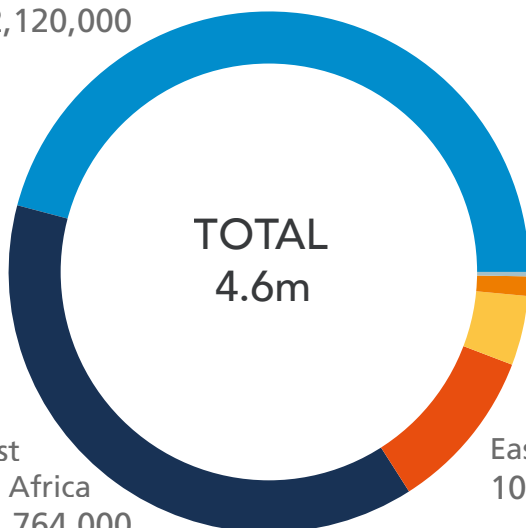
The beginning of the 2017 was marked by returns to eastern Aleppo (around 150,000 returnees between January and April). Sustainability of these returns, however, is questionable as shelter damage in eastern Aleppo is very high. January was a rather calm month with evacuations reported from besieged areas in Rural Damascus and Damascus.

Fighting along frontlines continued in Aleppo and Idleb governorates between February and June, with significant displacement reported in Menjib, where 55,000 people were displaced in March and April due to fighting between the Syrian Democratic Forces (SDF) and ISIL. Furthermore, heavy fighting was also reported in Hama, where as many as 40,000 people, were displaced in March by increased clashes between non-state armed groups and the Syrian army in northern

### REGIONAL BREAKDOWN:

Sub-Saharan Africa  
45.9% - 2,120,000

Middle East  
and North Africa  
38.2% - 1,764,000



Europe and Central Asia 0.3% - 13,000  
Latin America and the Caribbean 1.2% - 56,000  
South Asia 4.3% - 198,000

East Asia and Pacific  
10.2% - 469,000

and western parts of the governorate. Fighting between the government and non-government forces intensified in and around besieged Eastern Ghouta, Rural Damascus, in February and March, displacing at least 27,000 people.

SDF forces and their allies have been advancing across the Raqqa governorate since November 2016. By the beginning of June 2017, they reached the outskirts of Raqqa City and launched the last phase of the offensive. The offensive triggered large waves of displacement and by mid-July, between 30,000 - 50,000 residents are estimated to be remaining in the City. The overall protection situation for civilians is of high concern. There are increasing fears that civilians may remain trapped in fighting in urban areas, with ISIL reportedly placing heavy restrictions on civilians attempting to flee the area. Freedom of movement for IDPs also remains a key protection concern.

### **The Philippines**

Conflict triggered 466,000 new displacements in the Philippines in the first half of 2017. Most were the result of ongoing tensions and armed conflict on Mindanao Island in the south of the country, which has a history of political unrest and a long-standing Muslim separatist movement. The current unrest is linked to the Bangsamoro Islamic Freedom Fighters (BIFF) and the Abu Sayyaf group.

Fighting took place in Marawi city on 23 May between the Philippines armed forces and fighters from the Maute group, also known as the Islamic State of Lanao, allegedly supported by elements of Abu Sayyaf and BIFF. More than 350,000 people are estimated to be displaced in the city and surrounding region.

### **Ethiopia**

With about 213,000 new displacements in the first half of 2017, the total number of conflict-related IDPs in Ethiopia has now risen to more than 588,000.

Ethiopia has experienced significant unrest since November 2015, as anti-government protests by the country's Oromo and Amhara minorities have escalated. Grievances regarding land issues are at the heart of these protests, which have arisen in a context where minority communities feel marginalized by the central government. The government's response to the protests has been heavy-handed, resulting in thousands of casualties and arrests. The government ultimately declared a state of emergency on 8 October 2016 which has only been lifted on 4 August 2017.

After the state emergency was declared in October 2016, a significant reduction in riots and protests was accompanied by an increase in political and ethnic militia activity, resulting in battles involving security forces and foreign-based armed groups, especially in Oromia, Amhara and Tigray.

### **Central African Republic**

More than 206,000 new displacement caused by conflict were registered in the first half of 2017. The country is experiencing a resurgence of violence since September 2016: frequent clashes between armed groups affect zones that had remained spared so far (Basse-Kotto and Mbomou in particular). Resources-based tensions are re-emerging, with 60 per cent of the territory reportedly remaining under control of armed groups and more than 200,000 new IDPs counted over the last six months (including more than 40,000 new displacements in Ouham Pende as well as in Haut-Kotto, and

more than 20,000 in Ouaka). In a large part of the territory, casualties are a daily concern and humanitarian needs are increasing among the civilian population. A peace deal signed by 13 of the country's 14 armed groups in June brought hope of peace to the war-raged country. But hopes faded when over 50 people were killed in fighting that broke out the same day.

### **South Sudan**

Three years after the outbreak of civil war in December 2013, South Sudan has been experiencing some of the world's biggest population movements. Many people have crossed into neighbouring countries, particularly Uganda, which is home to one of the largest refugee camps in the world.

There was a significant increase in displacement in 2016, particularly following clashes in the capital, Juba, and the number of IDPs in the country topped two million in the first half of 2017. The figure decreased slightly toward the end of June 2017 to about 1.94 million, 85 per cent of which were living outside of civilian protection (PoC) sites and other protected areas. The number of South Sudanese refugees has also increased at an alarming rate since the breakdown of a peace agreement in 2016, and the scale of cross-border movements has also complicated the measurement of internal displacement.

The war and the displacement it has triggered have increased humanitarian needs dramatically in a country that already had some of the world's lowest human development indicators. Conditions in displacement sites are poor, with many lacking adequate space and infrastructure.

About 163,000 new displacements caused by conflict were registered in the first half of 2017. The number of displaced people is expected to increase during the rest of the year with influxes to existing PoC sites and collective centres, and new displacement sites are expected to be established.

### **The Gambia**

Conflict and violence triggered 162,000 new displacements in the first half of 2017.

The Gambia held presidential elections in December 2016, in which long-term incumbent Yahya Jammeh, who has held power for 20 years, lost to political newcomer Adama Barrow. Jammeh initially conceded his defeat. On 9 December, however, he contested the results and declared a state of emergency, trying to get the country's Supreme Court to overrule the outcome of the election.

The Economic Community of West African States gave Jammeh a deadline of 19 January to step down, otherwise they would militarily intervene. The African Union added that it would stop recognizing Jammeh from the same day. As the deadline passed, troops from Senegal entered the country.

On 21 January, the political crisis in Gambia was resolved peacefully, with former president Jammeh leaving the country.

Over 200,000 people fled the capital, of which around 40,000 crossed abroad out of fear of armed conflict in the country. People who fled reportedly returned home upon the resolution of the crisis.

### **Afghanistan**

In the first half of 2017, 159,000 individuals fled their homes due to conflict. The government of Afghanistan continues to be challenged by insurgent groups, including the Taliban, the Taliban-related Haqqani network and ISIL-Khorasan province.

A total of 29 out of 34 provinces have recorded some level

of forced displacement, with the northern and north-eastern regions of the country the most affected, accounting for 45 per cent of the total displacements.

Following the launch of spring offensives at the end of April, conflict between the Taliban and the Afghanistan National Security Forces (ANSF) intensified, with an uptick in violence in May and June. Many of the displaced were in Kunduz province. There was also a significant spike in clashes between non-state armed groups and the ANSF in southern Nangarhar, from 11-18 June, displacing over 10,000 people.

In the southern provinces, clashes between the Taliban and the ANSF were a regular occurrence. Most of the displacement in this region occurred in March, when the Taliban captured Sangin district in Hilmand province, while strategically and politically important provincial capitals such as Lashkar Gah and Tirinkot remain under virtual siege at time of publication.

Kabul was a significant battleground in the first half of 2017, with a high impact on civilians. A bomb blast killed more than 150 people and wounded more than 300 on 31 May. Additionally, in the first week of June, three attacks in four days caused civilian casualties and also destabilized support for the National Unified Government.

## Nigeria

Now in its eighth year, the conflict in Nigeria has affected millions of people, causing mass displacement within and beyond the country's borders. An estimated 8.5 million people are in need of life-saving assistance, particularly in the north-eastern states of Borno, Adamawa and Yobe, which host around 93 per cent of the country's 1.75 million IDPs.

The escalation of Boko Haram's insurgency since the end of 2014 and efforts to counter it pushed the number of IDPs in the north-east to more than two million during 2015 and most of 2016. The figure does not include the Middle Belt region, which was part of IDMC's end of year estimate for 2016, as data is currently unavailable.

Despite continued violence, the number of IDPs reportedly decreased in most states in the first half of 2017. There were also fewer Boko Haram attacks, allowing humanitarian and aid agencies to reach previously inaccessible areas of the country, facilitating trade flows and encouraging returns, including from abroad. In Taraba, however, there were more than 2,000 new displacements as communal tensions heightened. In the country as a whole there were an estimated 142,000 new displacements.

Forced repatriations from Cameroon also took place, with the reported involvement of the Nigerian armed forces and Cameroonian police. This has caused a spike in return figures, but without solid evidence that returnees have been able to go back to their home areas or achieve a durable solution. About 13,300 people have returned from Cameroon in May alone, putting additional pressure on already limited services and assistance.

## DISASTERS

### NEW DISPLACEMENT

- There were **4.5 million new displacements associated with disasters** in 76 countries and territories in the first half of 2017 based on figures available.

### KEY DISASTER EVENTS

#### **Flooding in southern provinces, China, June: 858,000 new displacements**

More than 858,000 people were evacuated in the provinces of Anhui, Chongqing, Guizhou, Hubei, Hunnan, Jiangxi, Sichuan, Yunnan and Zhejiang between 22 and 27 June because of heavy rainfall, floods and landslides.

#### **Tropical cyclone Mora, Bangladesh, Myanmar and India, May and June: 851,000 new displacements**

About 851,000 people were displaced by tropical cyclone Mora, with subsequent floods and landslides in Bangladesh, Myanmar and India. More than 477,000 people were evacuated to shelters in 15 coastal districts of Bangladesh, because of high winds, storm surges and heavy rainfall associated with Mora, which made landfall in Cox's Bazar district on 30 May. The storm then tracked north-east over land, crossing Chittagong division, where it caused floods and landslides, displacing more than 353,000 people, of whom 350,000 were evacuated to shelters. In Myanmar more than 19,000 were displaced, and in India 235 people were displaced.

#### **Visayas and Mindanao floods, Philippines, January to March: 381,000 new displacements**

About 381,000 people were displaced by heavy rains and floods in the regions of Caraga, Central Visayas, Davao, Eastern Visayas, Negros Island, Northern Mindanao, Soccsksargen, Zamboanga and the Autonomous Region in Muslim Mindanao. The event was brought on by the tail-end of a cold front which converged with warm air in the atmosphere, causing thunderstorms.

#### **Rainy season, Peru, January to April: 293,000 new displacements**

The rainy season, also known as "landslide season", brought heavy rain, hail, snow, landslides, floods, and electrical storms over a period of six months, displacing more than 293,000 people. Peru's weather service reported record rainfall in the north of the country in March, which turned usually dry rivers into raging torrents that coursed through populated areas.

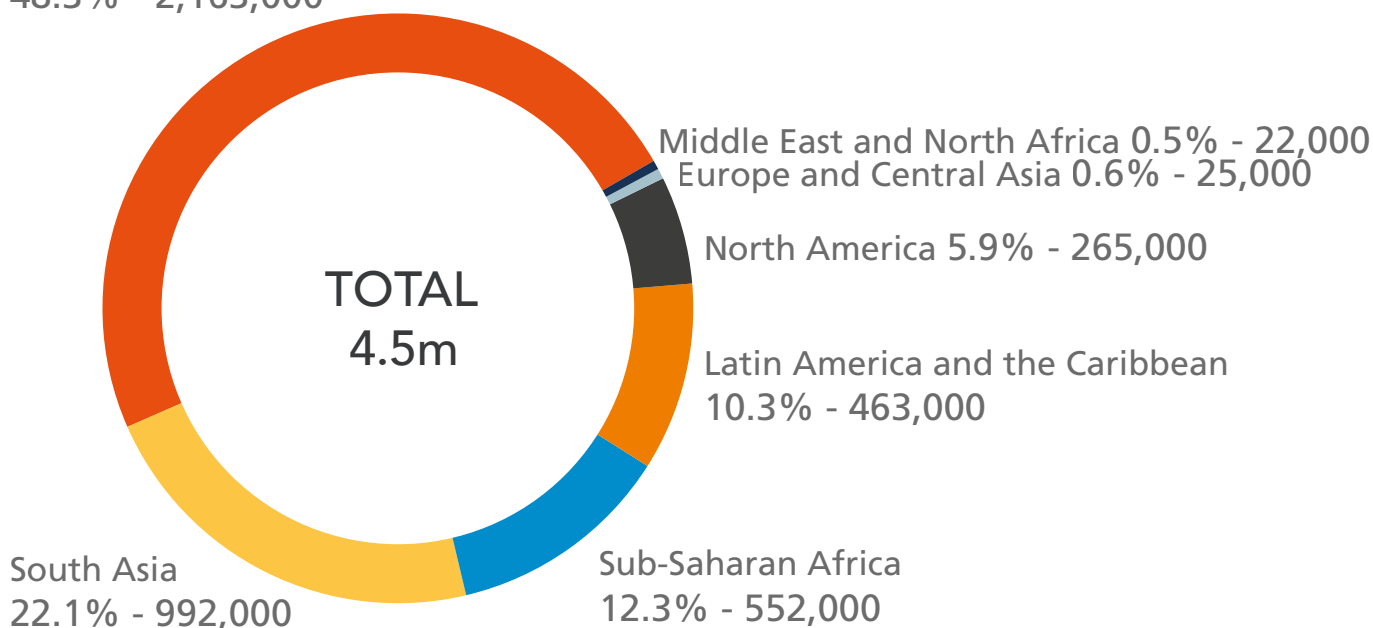
#### **Tropical cyclone Enawo, Madagascar, March: 247,000 new displacements**

More than 247,000 people were displaced between 7 and 15 March as a result of tropical cyclone Enawo, which made landfall in the north-east of the island and tracked across central and south-eastern areas before leaving on 10 March. Enawo was the most powerful storm to strike Madagascar since Gafilo in 2004.

## REGIONAL BREAKDOWN:

East Asia and Pacific

48.3% - 2,163,000



### **Oroville Dam flood, US, February: 182,000 new displacements**

About 182,000 people were ordered to evacuate on 12 February, because authorities in California feared a spillway at the Oroville dam could give way, unleashing a wall of water on communities downstream. The incident at the country's tallest dam came after record drought was followed by torrential rains. The evacuated persons were able to return to their residences shortly after.

### **Maguindanao floods, Philippines, May: 182,000 new displacements**

About 182,000 people were displaced by flooding in 22 Maguindanao municipalities between 5 and 26 May. Rivers burst their banks after heavy rains associated with an inter-tropical convergence zone.

### **Tropical cyclone Dineo, Mozambique and Botswana, February: 147,000 new displacements**

Tropical cyclone Dineo displaced about 147,000 people in Mozambique and Botswana. The storm hit Mozambique's Inhambane province on 15 February, bringing high winds, torrential rain and dangerous storm surges. The storm weakened to a tropical depression as it tracked into Botswana, where it displaced more than 1,900 people.

### **Typhoon Merbok (known locally as Bai Miao), China, June: 117,000 new displacements**

Typhoon Merbok made landfall over the Mirs peninsula on 13 June and then weakened to a tropical storm as it crossed coastal Guangdong province. Its remnants continued to bring downpours across the region for several days. At least 117,000 people were evacuated in Fujian, Guangdong, Guizhou, Jiangxi and Shenzhen.

### **Monsoon floods, Sri Lanka, May to June: 104,000 new displacements**

Heavy rains, floods and landslides wreaked nationwide havoc, forcing as many as 104,000 people to relocate to safer places. Galle was the worst-affected district. About 575,600 people were affected across the country as a whole and 213 deaths were confirmed as of 12 June.

Sri Lanka was also affected by tropical cyclone Mora in late May and early June, but it was impossible to differentiate between those displaced by the storm itself and the monsoon more generally.

Internal Displacement Monitoring Centre (IDMC)  
NRC, 3 rue de Varembe, 1202 Geneva, Switzerland  
+41 22 552 3600  
info@idmc.ch

[www.internal-displacement.org](http://www.internal-displacement.org)  
[www.facebook.com/InternalDisplacement](https://www.facebook.com/InternalDisplacement)  
[www.twitter.com/IDMC\\_Geneva](https://www.twitter.com/IDMC_Geneva)