

---

# LCRP 2017-2020

JOINT TASK FORCE MEETING

11 NOV 2016

## Food security : Outcome, Target and Budget

Page 2

Type of Assistance	Target	Budget for 2017
<b><u>Outcome 1</u></b> – FOOD AVAILABILITY: Promote food availability through in kind food assistance and sustainable food value chain	86,700*	75 M
<b><u>Outcome 2</u></b> – FOOD ACCESS: Promote food accessibility through food assistance and agricultural livelihoods	86,700*	416.8 M
<b><u>Outcome 3</u></b> – FOOD UTILIZATION: Promote food utilization through diversified and quality food to improve food safety and nutrition practices	35,000	7.9 M
<b><u>Outcome 4</u></b> – STABILIZATION: Promote stabilization through enhanced information on food security, coordination of agriculture activities and supporting national institutions		7.5 M

**Total: 507,167,007**

## Livelihoods: Outcome, Target and Budget

Page 3

Type of Assistance	Target	Budget for 2017
<b><u>Outcome</u></b> – Stimulate local economic development and market systems to create income-generating opportunities, reduce unemployment rates and protect vulnerable people, particularly youth and women, against risks and shocks.	Targeting poor households in most vulnerable locations – 65,557 people targeted, 2750 businesses, 25 value chains	195.7 M

Total: 195,725,000

## Social Stability : Outcome, Target and Budget

Page 4

Type of Assistance	Target	Budget for 2017
<b>Outcome</b> – Social stability is promoted by strengthening municipalities, communities, systems and institutions ability to mitigate tensions and prevent conflict, and ensuring early warning within the response.	2.2 M 244 municipalities, 46 Unions 220 SDCs 6 Ministries 7 Governors Offices 26 Districts	123.8 M

Total: 123,822,000

## Shelter : Outcome, Target and Budget

Page 5

Type of Assistance	Target	Budget for 2017
<b>Outcome 1:</b> Vulnerable population groups have access to affordable and adequate shelters to minimum standards	639,593	127.4 M
<b>Outcome 2 :</b> The shelter sector response is strengthened through an enhanced level of coordination, collaboration and contribution to national institutions, local authorities and Lebanese NGOs.	Pilot project:10	1.4 M

**Total: 128,732,985**

## Protection (1/3) : Outcome, Target and Budget

Page 6

Type of Assistance	Target	Budget for 2017
<b>Outcome 1:</b> Persons displaced from Syria have their basic rights respected and fulfilled, and enjoy access to justice and have a valid legal residency	450,601 200 institutions	43 M
<b>Outcome 2</b> – Community-based interventions are enhanced	419,067	26 M
<b>Outcome 3</b> – Access to Protection and Services is Ensured to the Most Vulnerable Women, Girls, Boys and Men Identified and Resettlement/Other Form of Humanitarian Pathways Realized	328,569	31M

**Total: 99,500,000**

## Protection (2/3): SGBV Outcome, Target and Budget

Page 7

Type of Assistance	Target	Budget for 2017
<b>Outcome 4-</b> The risks of SGBV are reduced and access to quality services is improved.	390,000	32.15M

Total : 32,150,000

## Protection (3/3): Child Protection Outcome, Target and Budget

Type of Assistance	Target	Budget for 2017
<b>Outcome 5-</b> Boys and girls at risk and survivors of violence, exploitation and abuse have access to an improved and equitable prevention and response	613,289	32,132,000

Total: 32,132,000

## Basic Assistance: Outcome, Target and Budget

Page 8

Type of Assistance	Target	Budget for 2017
<b><u>Outcome 1</u></b> – The ability of the socio-economically vulnerable population, including female headed households, to meet their basic survival needs is increased	240,276	380.3 M
<b><u>Outcome 2</u></b> – Populations affected by seasonal hazards and emergencies are able to secure additional basic survival needs	394,756	191 M
<b><u>Outcome 3</u></b> – Strengthened existing social safety net structures of NPTP	NPTP*	200,000

**Total: 571,500,000**

## Water : Outcome, Target and Budget

Page 9

Type of Assistance	Target	Budget for 2017
<b>Outcome 1</b> – By 2020, more vulnerable people in Lebanon are accessing sufficient, safe water for drinking and domestic use with reduced health and environmental impacts from unsafe wastewater management	3 M	330 M

Total: 330,000,000

## Energy : Outcome, Target and Budget

Page 10

Type of Assistance	Target	Budget for 2017
<b>Outcome 1</b> – By the year 2020, all vulnerable populations in Lebanon will have an improved, equitable and gender appropriate access to Electricity in terms of quality, quantity and sustainability.	3 M	99M

Total: 99,238,750

## Health: Outcome, Target and Budget

Page 11

Type of Assistance	Target	Budget for 2017
<b><u>Outcome 1</u></b> – Improved access to comprehensive primary healthcare (PHC)	2.2 M	82 M
<b><u>Outcome 2</u></b> – Improved access to advanced referral care	130,202	153.5M
<b><u>Outcome 3</u></b> – Improved Outbreak Control	542 institutions	8 M
<b><u>Outcome 3</u></b> – Improved Child & Youth Health	1200 public schools	6 M

**Total: 308,068,614**

## Education: Outcome, Target and Budget

Page 12

Type of Assistance	Target	Budget for 2017
<b>Outcome 1</b> – Enhanced <u>access</u> to, and demand from, children, youth, and their caregivers, for equitable formal or regulated non-formal education	211,411	327 M
<b>Outcome 2</b> – Enhanced <u>quality</u> of education services and learning environments to ensure grade-appropriate learning outcomes for children and youth		27 M
<b>Outcome 3</b> – Enhanced <u>governance and managerial capacities</u> of RACE II implementing institutions to plan, budget, deliver, monitor, and evaluate education services		17 M

372,604,248

## Estimated 2017 Appeal

Page 13


Sector	Sectors' Appeal
Basic Assistance	546,000,000
Education	371,470,538
Energy	100,000,000
Water	330,000,000
Food Security	507,500,000
Health	255,500,000
Livelihoods	195,700,000
Shelter	129,000,000
Social Stability	123,800,000
Protection (incl. CP & SGBV)	181,500,000
<b>GRAND TOTAL</b>	<b>2,800,640,604</b>

**# of appealing  
partners  
104**

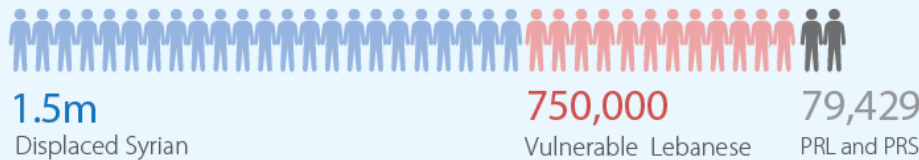
# Population in Need and Targeted

Population in need  
of Safe Water

3.32 million People are in Need



2.3 m People targeted for protection and direct assistance




3.3m People targeted for service delivery, economic recovery and social stability



# Population in Need and Targeted

Lebanese Living  
below poverty  
line

3.32 million People are in Need



2.3 m People targeted for protection and direct assistance



1.5m  
Displaced Syrian

750,000  
Vulnerable Lebanese

79,429  
PRL and PRS

3.3m People targeted for service delivery, economic recovery and social stability



1.5m  
Displaced Syrian

1.5 m  
Vulnerable Lebanese

288,962  
PRL and PRS

## Achieving the LCRP Strategic Objectives (1 of 4)

Strategic Objective 1: Ensure protection of vulnerable populations		
Key Indicators	Target 2017	Target 2020
Number of MSMEs incorporating child labor safeguards	not indicated	
Number of individuals who benefitted from counseling, legal assistance, and legal representation regarding civil registration including birth registration, marriage and divorce	70,000 individuals	
Number of individuals who benefitted from counseling, legal assistance, and legal representation regarding legal stay	40,000 individuals	
Number of individuals with special needs identified and assessed	32,560 individuals	
Number of women, girls, men and boys at risk and survivors accessing SGBV prevention and response services in safe spaces	140,000 individuals	
% of child protection cases closed	TBD	
Number of girls, boys and caregivers sensitized on key CP issues	61,3289 individuals	

## Achieving the LCRP Strategic Objectives (2 of 4)

Page 17

Strategic Objective 2: Provide immediate assistance to vulnerable populations		
Key Indicators	Target 2017	Target 2020
Number of targeted vulnerable persons employed through public infrastructure and environmental assets improvement (30% women)	37,651 individuals	
Number of affected people assisted with temporary access to adequate quantity of safe water for drinking and domestic use	1,764,966 individuals	
% of assisted severely economically vulnerable households report being able to meet their basic survival needs	90%	
Number of socio-economically vulnerable households assisted	240,276 individuals	
% of severely economically vulnerable households receiving food and cash assistance	100% (Syr and PRS)	
% of assisted households affected by seasonal shocks who are able to meet their additional basic survival needs	100%	
% of vulnerable household provided seasonal assistance (disaggregated by age/gender)	100%	
Number of vulnerable households receiving seasonal cash assistance	302,756 HHs	
Number of affected households receiving in-kind winter assistance	62,000 HHs	
% of vulnerable population groups having access to adequate shelters	84% Syrians, 100% PRS, 100% PRL, 16,7% Lebanese	
% of targeted HHs with borderline or acceptable Food Consumption Score		

## Achieving the LCRP Strategic Objectives (3 of 4)

Strategic Objective 3: Support service provision through national systems		
Key Indicators	Target 2017	Target 2020
Number of subsidized primary healthcare consultations	2,214,286 consultations	
Number of persons who received subsidized hospital services	130,202 individuals	
Number of targeted villages benefiting from improved infrastructure and environmental assets	251 villages	
Number of individuals trained (public officials, civil society, service providers and frontliners etc.)	4,200 individuals	
Number of institutional actors trained who demonstrate increased knowledge of SGBV	1,500 institutional actors	
Number local organizations and MoSA SDCs supported to provide quality services	70 institutions	
Number of municipalities benefiting from municipal services projects		
Number sorting facilities having environmentally sound solid waste management systems	n/a	
Number of municipalities piloting community policing	10	
% increase of households to access sustainable and safe water	5% until 2018	
% increase of households with access to safely managed wastewater	~5%	
Number of students (aged 3 - 18) enrolled in formal education		
Number of public school buildings that meet MEHE's Effective School Profile (ESP) standards		
Number of teachers, education personnel, and educators trained		
National Social Safety Net Strategy in place (Y/N)	Yes	Yes
Number of strengthened municipalities, local institutions and local NGOs assisting the shelter response	40 institutions	

To be compiled across sectors

## Achieving the LCRP Strategic Objectives (4 of 4)

Strategic Objective 4: Reinforce Lebanon's economic, social and environmental stability		
Key Indicators	Target 2017	Target 2020
Number of targeted Lebanese MSMEs that report increased profitability, improved production as a result of programme activities	2,750 MSMEs	11,000 MSMEs
Number total number of job created/maintained	7,908 jobs	31,632 jobs
Number of new Lebanese MSMEs established (functional after 6 months)	1,215 MSMEs	
Number of VCs valorized and/or being upgraded	25 value chains	
Number of policies, strategies and plans amended, formulated and/or proposed to the Government	12 policies, strategies, plans	
Number policy document drafted by national government institution to support local crisis response	13 policy documents	
Number of government led regional water and wastewater plans updated with action plans	developed plans (implemented in 2018)	
Number municipalities maintaining social stability through improved service provision and conflict prevention efforts	150 municipalities	251 municipalities
Number local mechanisms promoting social stability established and linked to central level	193 mechanisms	
Number self-functioning dialogue and conflict prevention initiatives	61 initiatives	
Number youth volunteers involved in initiatives at programme closure (target 50% young women)	14,307 individuals	
Number of farmers supported for enhanced farming production	not indicated	
Number of individuals employed in agriculture sector (male/female)	not indicated	
Number local agricultural associations supported/created (eg: cooperatives, farmers groups...) for improved agricultural livelihoods	not indicated	

## Sector strategy status

Sector	status
Basic Assistance	Finalizing SSC comments
Shelter	Revising comments
Protection (incl SGBV and CP)	Finalizing SSC comments
Food Security	Finalizing SSC comments
Livelihoods	Finalizing SSC comments
Social Stability	Finalizing SSC comments
Water	With SSC for clearance
Energy	With MoEW for clearance
Education	With MEHE for clearance, no result framework
Health	Steering Committee approved