




DEMOCRATIC REPUBLIC OF THE CONGO

STATISTICS - SOUTH SUDANESE REFUGEES

	83,266	Total
	55,625	Registered
	27,641	Pre-Registered



Situation as of August 15, 2017

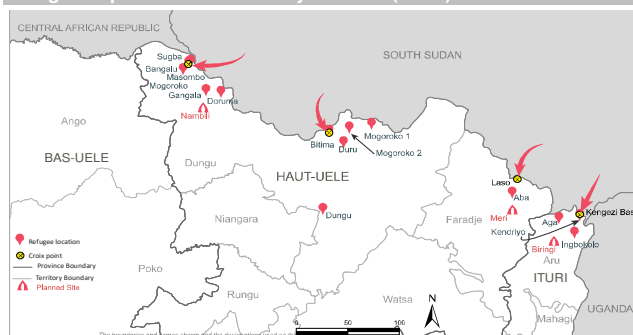
TOTAL	83,266
Since DEC 2013	81,478
Before DEC 2013	1,788

Province	Territory	Location/City	F 0-4	F 5-11	F12-17	F 18-59	F 60^	S/ Total	M 0-4	M 5-11	M 12-17	M 18-59	M 60^	S/ Total	Total
REGISTERED SINCE DECEMBER 2013 (RURAL & OUT OF CAMP)															
Haut Uele	Faradje	Aba	17	8	8	37	7	77	12	9	11	37	3	72	149
Haut Uele	Faradje	Meri (BIMS)	2,353	3,378	1,811	4,884	559	12,985	2,405	3,462	1,982	4,183	354	12,386	25,371
Haut Uele	Dungu	Bangalu	82	90	53	213	16	454	80	83	49	162	13	387	841
Haut Uele	Dungu	Bitima	93	77	35	144	4	353	110	79	30	86	3	308	661
Haut Uele	Dungu	Dungu	114	126	50	173	13	476	128	106	57	87	4	382	858
Haut Uele	Dungu	Doruma	831	690	399	1,249	96	3,265	771	743	360	652	62	2,588	5,853
Haut Uele	Dungu	Duru	32	13	4	43	2	94	21	15	4	28	1	69	163
Haut Uele	Dungu	Gangala	126	117	59	206	19	527	119	116	62	120	17	434	961
Haut Uele	Dungu	Mogoroko	20	9	5	27	1	62	15	10	8	14	1	48	110
Haut Uele	Dungu	Mosombo	110	95	31	227	30	493	98	75	43	169	45	430	923
Haut Uele	Dungu	Mogoroko 1	1	2	3	10		16	1	2	1	5	4	13	29
Haut Uele	Dungu	Sugba	228	219	119	468	35	1,069	235	207	103	283	14	842	1,911
Ituri	Aru	Aga	785	875	466	1,246	59	3,431	735	805	381	690	42	2,653	6,084
Ituri	Aru	Ingbokolo	79	100	46	120	3	348	81	80	38	39	1	239	587
Ituri	Aru	Kendriyo	711	958	480	1,527	86	3,762	672	922	364	638	39	2,635	6,397
Ituri	Aru	Biringi (BIMS)	311	320	169	527	33	1,360	318	319	163	738	41	1,579	2,939
TOTAL REGISTERED SINCE DECEMBER 2013			5,893	7,077	3,738	11,101	963	28,772	5,801	7,033	3,656	7,931	644	25,065	53,837
PRE-REGISTERED SINCE DECEMBER 2013 (RURAL & OUT OF CAMP)															
Haut Uele	Dungu	Dungu	36	32	31	65	0	164	37	45	27	61	1	171	335
Haut Uele	Dungu	Duru	37	43	22	68	6	176	36	43	21	47	4	151	327
Haut Uele	Dungu	Mogoroko	2	4	4	12	1	23	2	3	3	13	1	22	45
Haut Uele	Dungu	Bitima	127	118	60	210	20	535	120	117	63	123	18	441	976
Ituri	Aru	Ingbokolo	218	193	114	309	7	841	197	182	79	162	4	624	1,465
Ituri	Aru	Aga	1,090	1,287	648	1,449	79	4,553	1,018	1,362	736	1,068	53	4,237	8,790
Ituri	Aru	Kendrio	1,709	2,296	1,217	2,713	133	8,068	1,728	2,476	1,333	1,998	100	7,635	15,703
TOTAL PRE-REGISTERED SINCE DECEMBER 2013 (*)			3,219	3,973	2,096	4,826	246	14,360	3,138	4,228	2,262	3,472	181	13,281	27,641
REGISTERED BEFORE DECEMBER 2013 (OUT OF CAMP)															
Kinshasa	Kinshasa (Urban)		2	5	4	14		25	2	3	3	14	2	24	49
Haut-Katanga	Lubumbashi (Urban)		0	0	0	1	0	1	0	1	1	2	1	5	6
Haut Uele	Dungu, Doruma, Isi, Niangara		51	36	23	97	9	216	30	46	24	96	14	210	426
Bas Uele	Bondo, Buta		4	6	6	10	0	26	6	5	4	7	1	23	49
Ituri	Aru-Centre, Ingbokolo, Ariwara		118	188	85	319	30	740	103	146	61	180	28	518	1,258
TOTAL REGISTERED BEFORE DECEMBER 2013			175	235	118	441	39	1,008	141	201	93	299	46	780	1,788
TOTAL			9,287	11,285	5,952	16,368	1,248	44,140	9,080	11,462	6,011	11,702	871	39,126	83,266

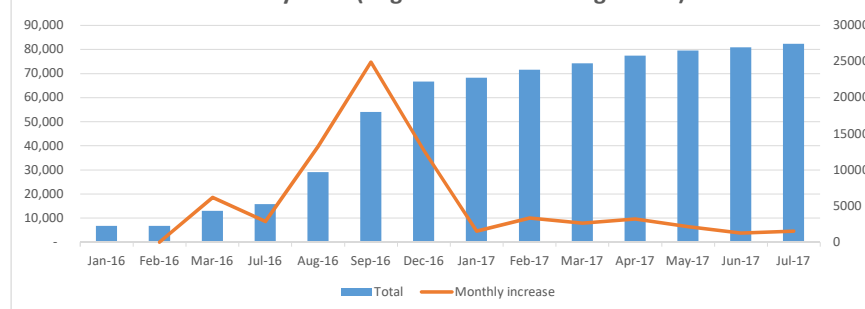
Refugee Population Biometrically Enrolled (BIMS): 28310

Summary by province

HAUT-UELE	39,939
ITURI	43,223
OTHERS	104



Monthly trend(Registered and Pre-Registered)



UNHCR Offices in DRC: 1 Regional Representation in Kinshasa, 4 Sub-offices (Aru, Gbadolite, Goma and Lubumbashi), 3 Field offices (Baraka, Kalemie and Libenge), and 7 Field Units (Aba, Bili, Bukavu, Bunia, Dungu, Uvira and Zongo)

Source: UNHCR. For more information on refugee statistics in DRC, please contact: DRCIM@UNHCR.ORG