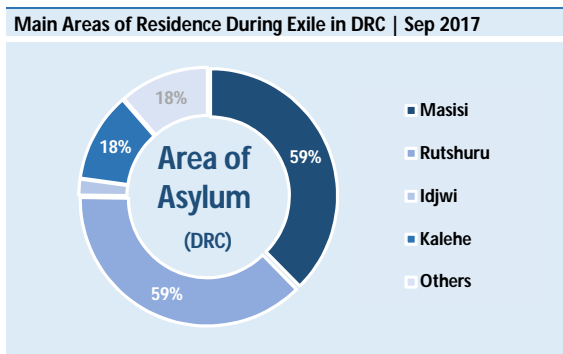
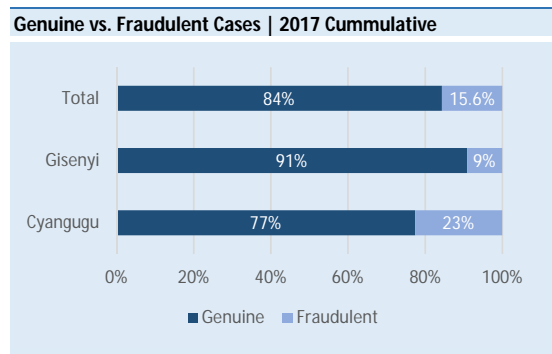
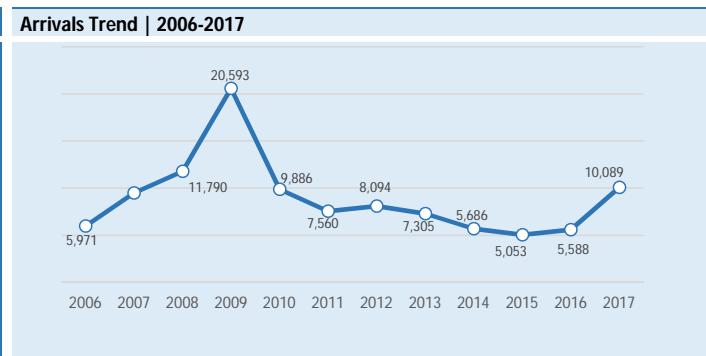
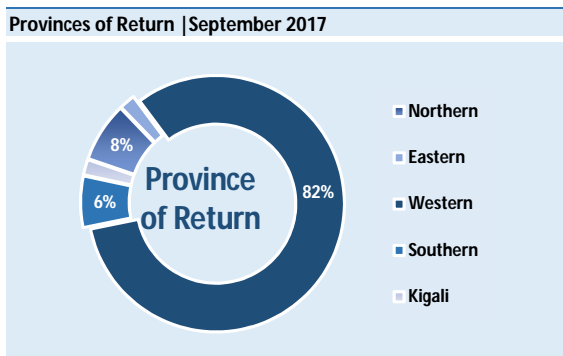


Main Districts of Return

District	Sep-17	2009-2017
Karongi	238 11%	4,863 6%
Musanze	121 6%	3,936 5%
Nyabihu	325 15%	10,027 13%
Rutsiro	198 9%	6,121 8%
Nyamasheke	49 2%	5,017 6%
Rubavu	694 33%	7,699 10%
Ngororero	184 9%	2,866 4%
Rusizi	55 3%	8,094 10%
Others	268 13%	31,231 39%



Returns Trend | Main Countries of Asylum From Which Returnees Originate

Country of Asylum	2017	2009-17
D.R Congo	10,067	72,493 90.8%
Congo Brazzaville	16	271 0.3%
Angola		16 0.0%
Uganda		6,540 8.2%
Malawi		141 0.2%
Burundi		137 0.2%
Zambia		86 0.1%
Cameroon		45 0.1%
Others	6	125 0.2%

*2009 - Launch of the Comprehensive Solutions Strategy for Rwandan Refugees