

Total Active Registered Syrians

654,650


Urban

514,623
78.6%


Camps

140,027
21.4%

Standard Age and Gender

Age	0-4	5-11	12-17	18-35	36-59	60+	Total	%
Female	49,364	70,154	43,271	96,478	56,772	14,239	330,278	50.5%
Male	52,493	73,994	45,427	93,000	49,395	10,063	324,372	49.5%
Total	101,857	144,148	88,698	189,478	106,167	24,302	654,650	100%
	15.6%	22.0%	13.5%	28.9%	16.2%	3.7%		

Place of Origin

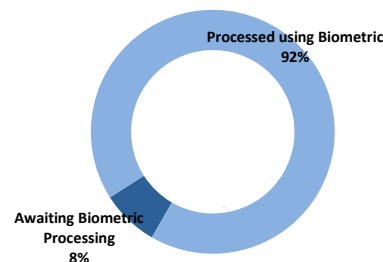
Dar'a	271,435	41.5%
Homs	103,969	15.9%
Rural Damascus	77,567	11.8%
Aleppo	68,221	10.4%
Damascus	48,758	7.4%
Hama	34,308	5.2%
Ar-raqqa	16,836	2.6%
Idlib	10,942	1.7%
Deir-ez-zor	6,663	1.0%
Al-hasakeh	5,241	0.8%
Quneitra	2,812	0.4%
As-sweida	1,528	0.2%
Lattakia	1,338	0.2%
Tartous	361	0.1%
Other	4,671	0.7%

Specific Needs

Serious medical condition	48,424	7.4%
Child at risk	40,566	6.2%
Specific legal and physical protection needs	37,342	5.7%
Single parent	20,637	3.2%
Disability	19,705	3.0%
Woman at risk	17,901	2.7%
Older person at risk	5,888	0.9%
Unaccompanied or separated child	3,247	0.5%
Total	193,710	29.6%

* An individual can have more than one specific need

Biometric Statistics (IRIS)



Registration Trend

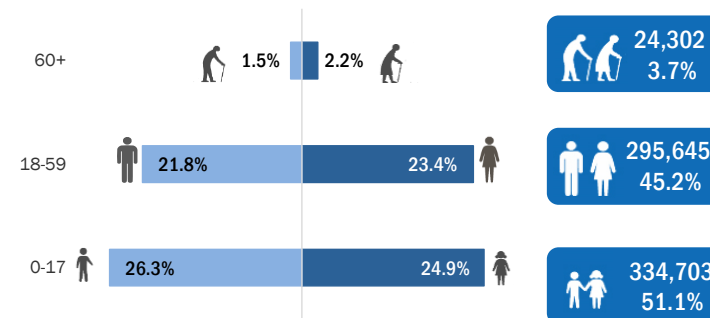
2011	2,360	0.2%
2012	129,329	12.5%
2013	665,095	64.2%
2014	121,366	11.7%
2015	41,029	4.0%
2016	53,617	5.2%
2017	23,064	2.2%

Arrivals

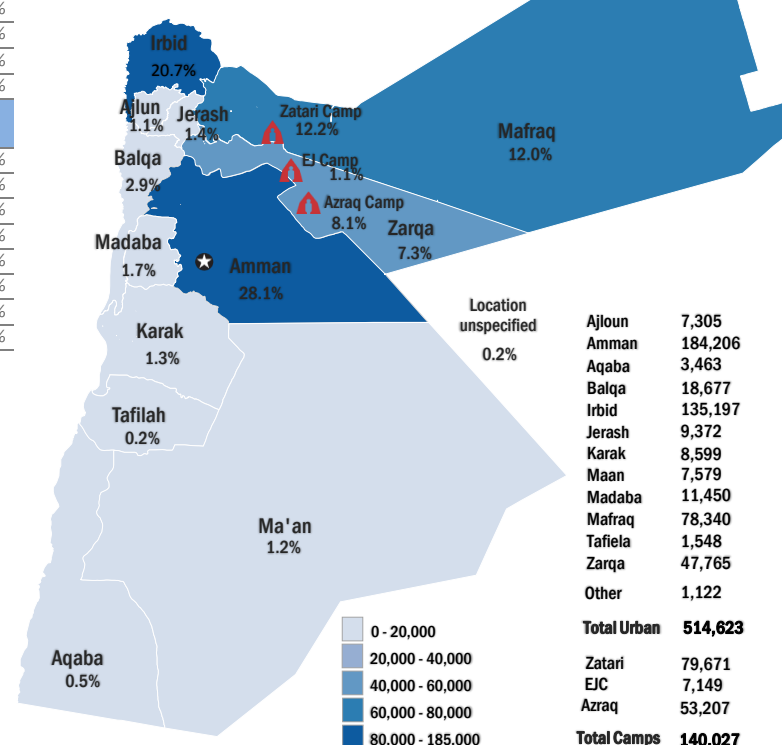
Pre-2011	8,561	1.3%
2011	21,813	3.3%
2012	163,201	24.9%
2013	274,764	42.0%
2014	61,504	9.4%
2015	13,687	2.1%
2016	25,338	3.9%
2017	1,335	0.2%

** The new arrivals excludes newborn babies who will be represented under the registration trend.

Age-Gender Breakdown



UNHCR Registered Syrians



Syrian Registration Trend since 01 March 2011

