

Total Active Registered Syrians **654,373**



Urban

515,038

78.7%



Camps

139,335

21.3%

Standard Age and Gender

Age	0-4	5-11	12-17	18-35	36-59	60+	Total	%
Female	49,376	70,226	43,220	96,322	56,788	14,223	330,155	50.5%
Male	52,447	74,043	45,376	92,899	49,399	10,054	324,218	49.5%
Total	101,823	144,269	88,596	189,221	106,187	24,277	654,373	100%
	15.6%	22.0%	13.5%	28.9%	16.2%	3.7%		

Place of Origin

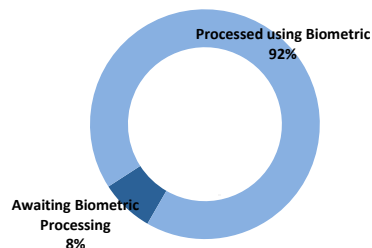
Dar'a	270,968	41.4%
Homs	104,048	15.9%
Rural Damascus	77,512	11.8%
Aleppo	68,339	10.4%
Damascus	48,737	7.4%
Hama	34,370	5.3%
Ar-raqqa	16,836	2.6%
Idlib	10,971	1.7%
Deir-ez-zor	6,672	1.0%
Al-hasakeh	5,239	0.8%
Quneitra	2,798	0.4%
As-sweida	1,531	0.2%
Lattakia	1,345	0.2%
Tartous	361	0.1%
Other	4,646	0.7%

Specific Needs

Serious medical condition	48,683	7.4%
Child at risk	40,682	6.2%
Specific legal and physical protection needs	37,101	5.7%
Single parent	20,592	3.1%
Disability	19,807	3.0%
Woman at risk	17,768	2.7%
Older person at risk	5,900	0.9%
Unaccompanied or separated child	3,251	0.5%
Total	193,784	29.6%

* An individual can have more than one specific need

Biometric Statistics (IRIS)



Registration Trend

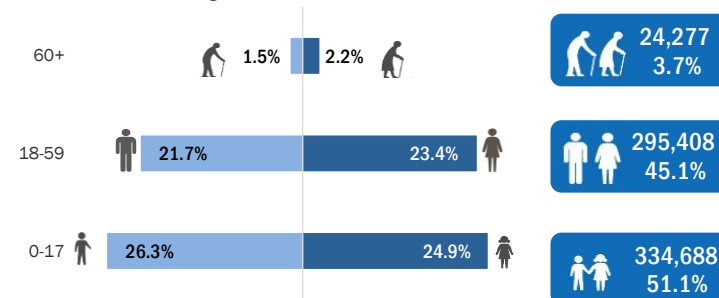
2011	2,361	0.2%
2012	129,329	12.5%
2013	665,091	64.1%
2014	121,366	11.7%
2015	41,029	4.0%
2016	53,617	5.2%
2017	24,007	2.3%

Arrivals

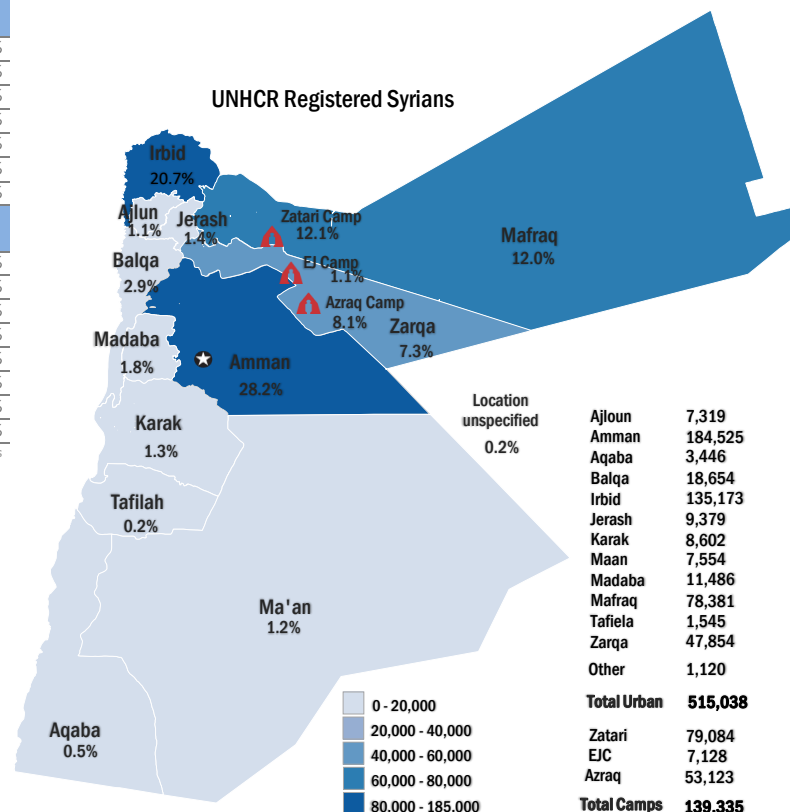
Pre-2011	10,596	1.6%
2011	22,246	3.4%
2012	164,600	25.2%
2013	276,214	42.2%
2014	61,950	9.5%
2015	14,316	2.2%
2016	25,858	4.0%
2017	1,560	0.2%

** The new arrivals excludes newborn babies who will be represented under the registration trend.

Age-Gender Breakdown



UNHCR Registered Syrians



* Coloured map only reflects refugees living outside camps.

Syrian Registration Trend since 01 March 2011

