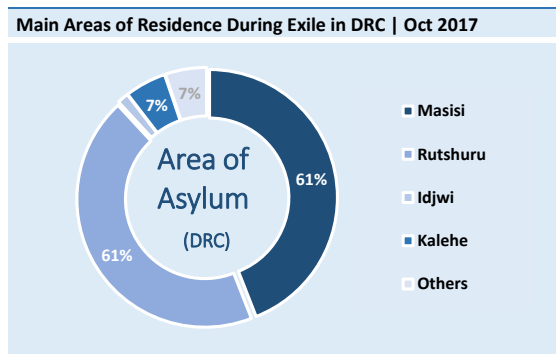
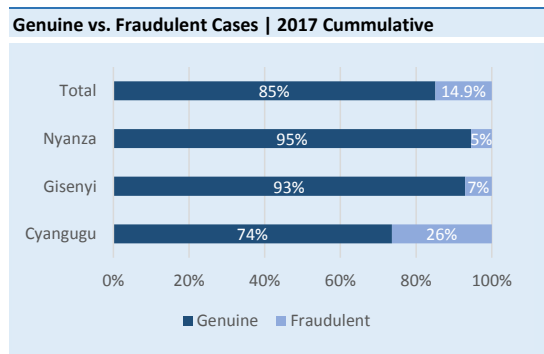
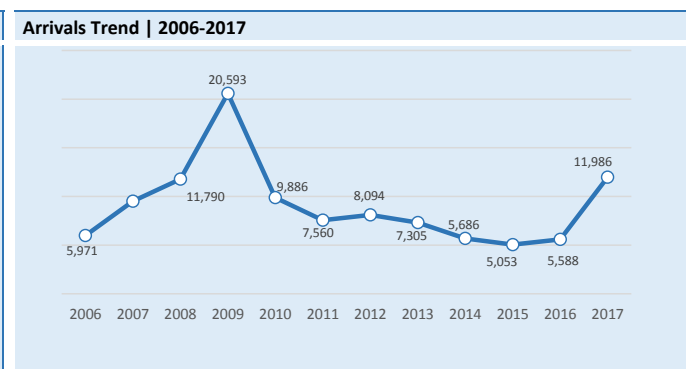
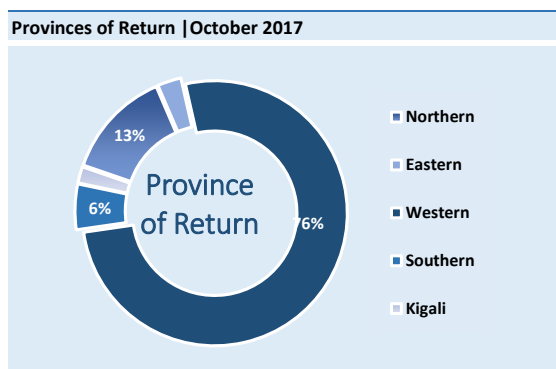


Main Districts of Return

	Oct-17		2009 -2017	
Karongi	147	7%	4,772	6%
Musanze	174	8%	3,989	5%
Nyabihu	376	18%	10,078	13%
Rutsiro	181	8%	6,104	8%
Nyamasheke	45	2%	5,013	6%
Rubavu	671	31%	7,676	10%
Ngororero	200	9%	2,882	4%
Rusizi	44	2%	8,083	10%
Others	303	14%	31,266	39%



Returns Trend | Main Countries of Asylum From Which Returnees Originate

Country of Asylum	2017		2009-17	
D.R Congo	12,207	99.8%	74,633	91.0%
Congo Brazzaville	17		271	0.3%
Angola			16	0.0%
Uganda			6,540	8.0%
Malawi			141	0.2%
Burundi			137	0.2%
Zambia			86	0.1%
Cameroon			45	0.1%
Others	6	0.0%	125	0.2%