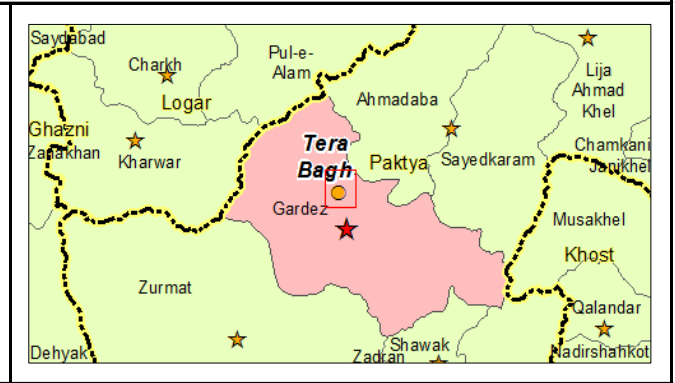

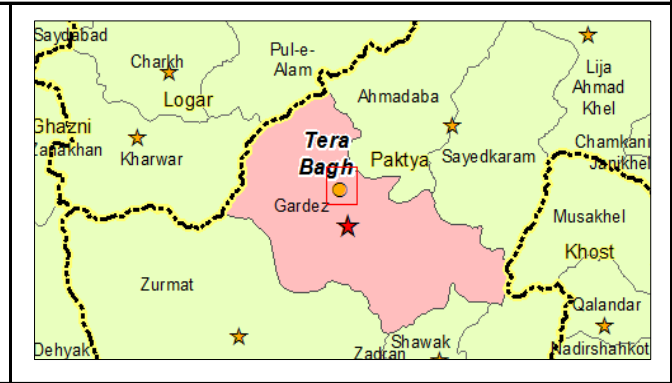
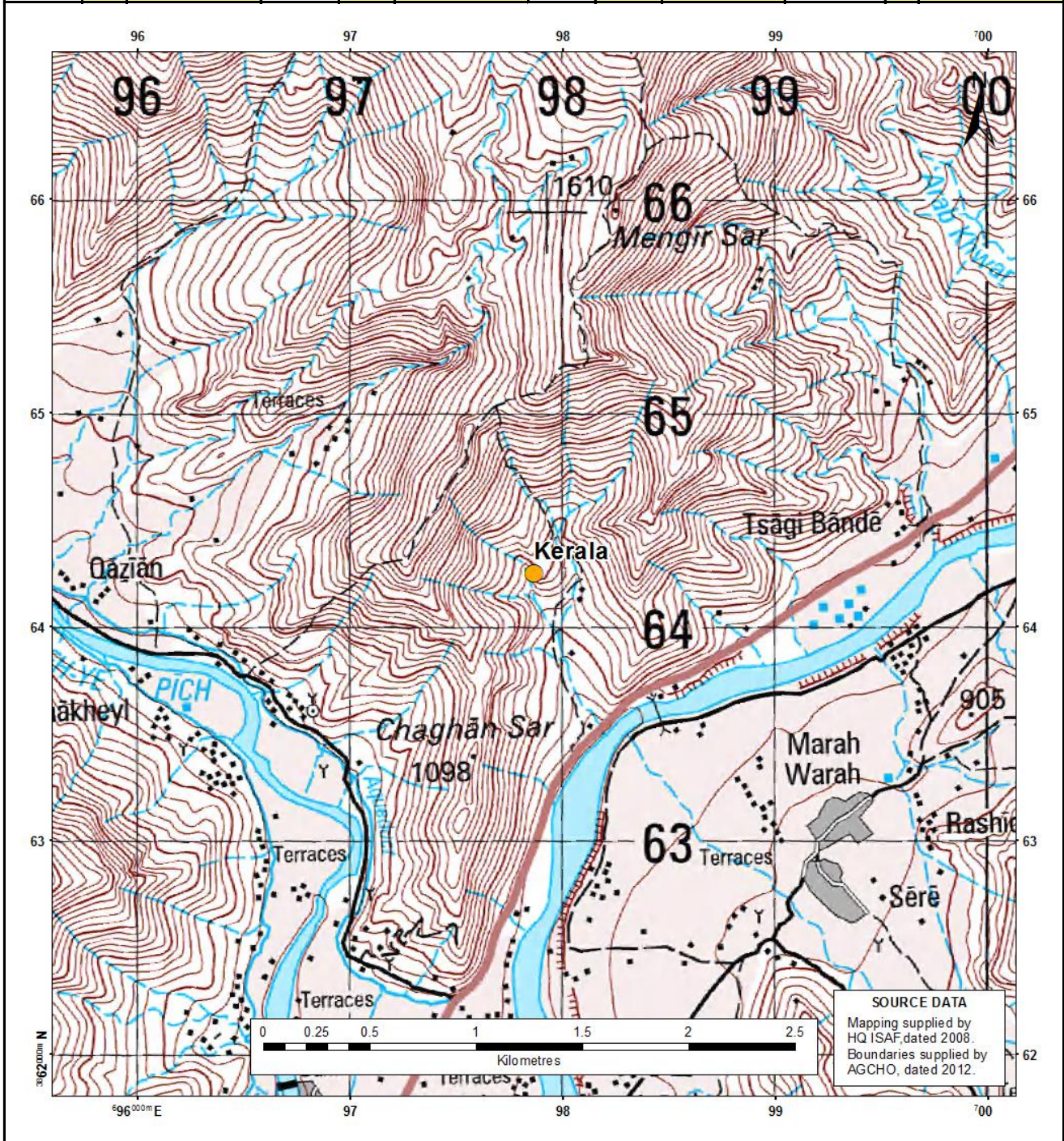


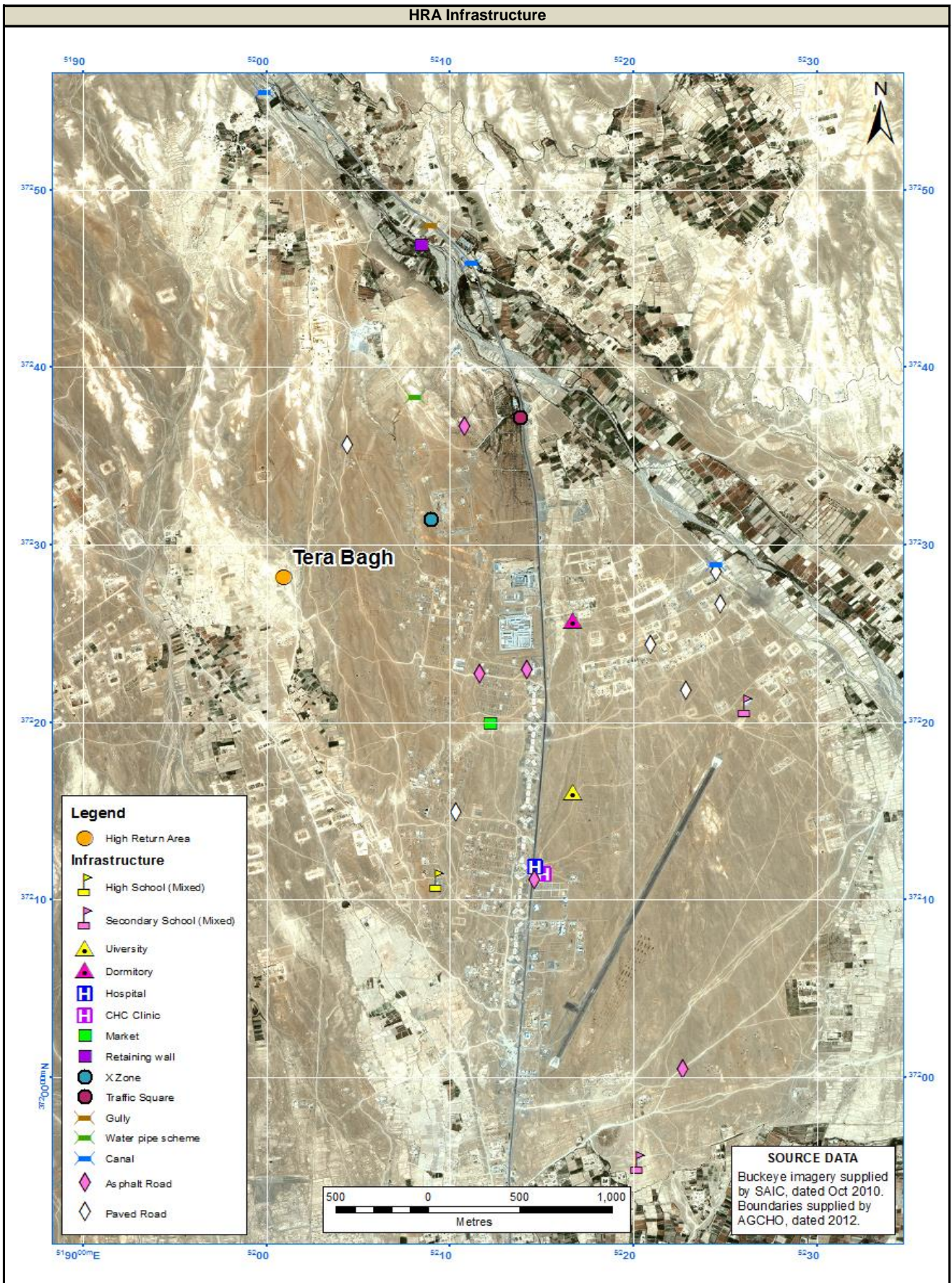
High Return Area Community Profile	<b>Tera Bagh, Gardez, Paktya</b>								Date generated dd / mm / yyyy		
									<b>30/09/2012</b>		
HRA Code	<b>48</b>			Completion Percentage				<b>100%</b>			
Country	<b>93</b>	<b>Afghanistan</b>	Province	<b>9312</b>	<b>Paktya</b>	District	<b>931201</b>	<b>Gardez</b>	UN Region	<b>SE</b>	<b>Southeast</b>



High Return Area Community Profile	<b>Tera Bagh, Gardez, Paktya</b>								Date generated dd / mm / yyyy		
									<b>30/09/2012</b>		
HRA Code	<b>48</b>			Completion Percentage				<b>100%</b>			
Country	<b>93</b>	<b>Afghanistan</b>	Province	<b>9312</b>	<b>Paktya</b>	District	<b>931201</b>	<b>Gardez</b>	UN Region	<b>SE</b>	<b>Southeast</b>



High Return Area Community Profile	<b>Tera Bagh, Gardez, Paktya</b>								Date generated dd / mm / yyyy		
									<b>30/09/2012</b>		
HRA Code	<b>48</b>			Completion Percentage				<b>100%</b>			
Country	<b>93</b>	<b>Afghanistan</b>	Province	<b>9312</b>	<b>Paktya</b>	District	<b>931201</b>	<b>Gardez</b>	UN Region	<b>SE</b>	<b>Southeast</b>



High Return Area Community Profile		<b>Tera Bagh, Gardez, Paktya</b>						Date generated dd / mm / yyyy			
								<b>30/09/2012</b>			
HRA Code		<b>48</b>			Completion Percentage			<b>100%</b>			
Country	<b>93</b>	<b>Afghanistan</b>	Province	<b>9312</b>	<b>Paktya</b>	District	<b>931201</b>	<b>Gardez</b>	UN Region	<b>SE</b>	<b>Southeast</b>

## 1. DEMOGRAPHIC AND SOCIAL PROFILE

*NB: Figures and values in the profile only represent the population surveyed in household survey, not the total Afghanistan population, unless stated otherwise.*

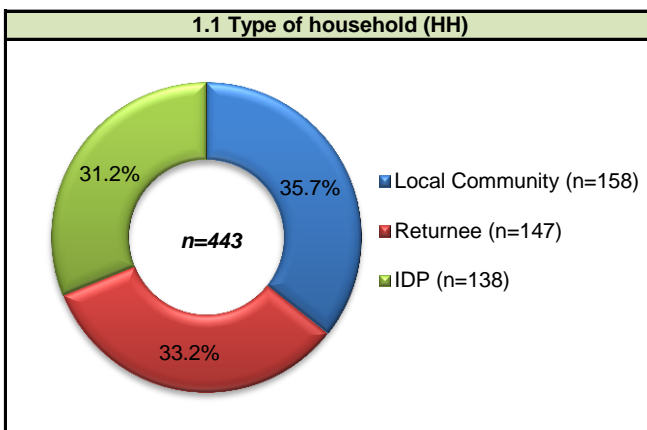
### Summary

Tera Bagh is a high return area located 7 km from Gardez City off the main Kabul-Gardez highway. Around 950 families (5,700 people) currently reside in Tera Bagh, of whom the majority (65%) are Pashtun refugees that returned from Pakistan.

Of the 443 households surveyed in Tera Bagh, 158 (36%) were local community households, 147 (33%) were returnee households and 138 (31%) were IDP households. The households encompass a combined total of 5,346 individuals with a gender ratio of 1.1 males for every female.

The average household size was revealed by the survey to be 12.8 persons among the local community, 12.0 persons among IDPs and 11.4 persons among returnees. Children (0-17 years) account for over half the average household size across all three groups with equal numbers of both boys and girls.

The elderly (aged 60+) were found to constitute 3%-4% of the population in all three household types. Approximately 1.5% of the population reported to be widowed, with four times as many widows as widowers.



### 1.2 Household size and composition

Size of Household	Number of Households			Number of Individuals		
	LC	Ret	IDP	LC	Ret	IDP
1 - 3 persons	2	-	4	6	-	12
4 - 6 persons	15	12	17	82	67	96
7 - 9 persons	39	47	31	310	374	247
10 - 12 pers	27	40	31	293	435	333
13 - 15 pers	41	31	32	593	437	460
16+ persons	34	17	23	731	361	509
<b>Total</b>	<b>158</b>	<b>147</b>	<b>138</b>	<b>2,015</b>	<b>1,674</b>	<b>1,657</b>
Average household size				<b>12.8</b>	<b>11.4</b>	<b>12.0</b>
Average number of children (0-17)/HH				<b>7.0</b>	<b>6.2</b>	<b>6.8</b>
Average number of elderly (60+) / HH				<b>0.5</b>	<b>0.4</b>	<b>0.4</b>
% children (0-17)				<b>55.2%</b>	<b>54.8%</b>	<b>56.8%</b>
% elderly (60+)				<b>3.7%</b>	<b>3.5%</b>	<b>3.3%</b>

### 1.3 Age distribution by HH type: Male

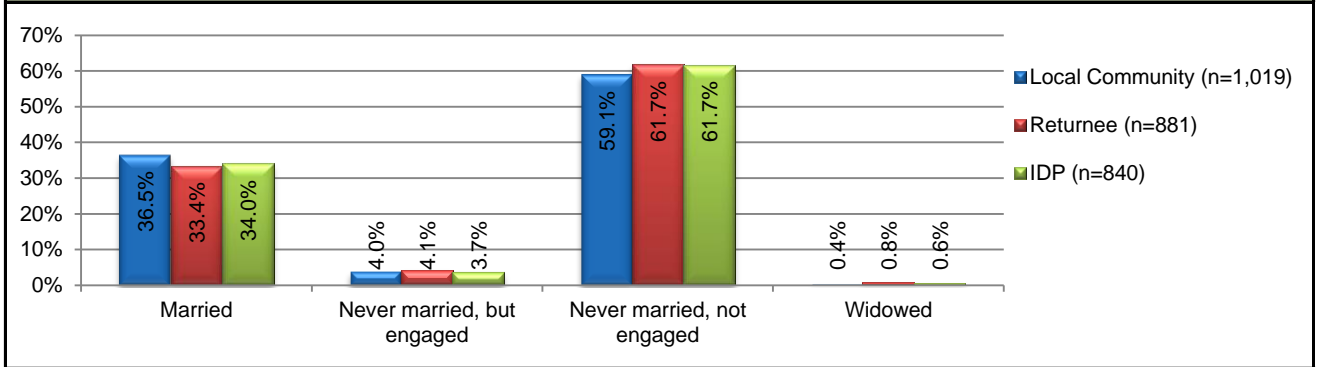
Male	Age Group					Total
	0-4	5-11	12-17	18-59	60+	
LC	153	253	148	420	45	<b>1,019</b>
	15.0%	24.8%	14.5%	41.2%	4.4%	<b>100%</b>
Ret	124	214	142	367	34	<b>881</b>
	14.1%	24.3%	16.1%	41.7%	3.9%	<b>100%</b>
IDP	119	208	127	353	33	<b>840</b>
	14.2%	24.8%	15.1%	42.0%	3.9%	<b>100%</b>
<b>Total</b>	<b>396</b>	<b>675</b>	<b>417</b>	<b>1,140</b>	<b>112</b>	<b>2,740</b>
	14.5%	24.6%	15.2%	41.6%	4.1%	<b>100%</b>

### 1.4 Age distribution by HH type: Female

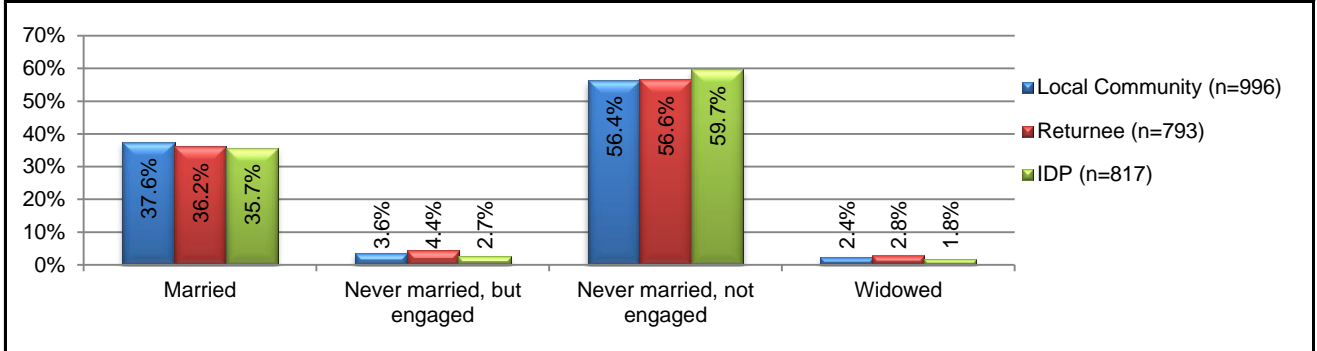
Female	Age Group					Total
	0-4	5-11	12-17	18-59	60+	
LC	226	189	143	408	30	<b>996</b>
	22.7%	19.0%	14.4%	41.0%	3.0%	<b>100%</b>
Ret	139	178	121	331	24	<b>793</b>
	17.5%	22.4%	15.3%	41.7%	3.0%	<b>100%</b>
IDP	181	207	100	308	21	<b>817</b>
	22.2%	25.3%	12.2%	37.7%	2.6%	<b>100%</b>
<b>Total</b>	<b>546</b>	<b>574</b>	<b>364</b>	<b>1,047</b>	<b>75</b>	<b>2,606</b>
	21.0%	22.0%	14.0%	40.2%	2.9%	<b>100%</b>

High Return Area Community Profile	<b>Tera Bagh, Gardez, Paktya</b>								Date generated dd / mm / yyyy		
									<b>30/09/2012</b>		
HRA Code	<b>48</b>				Completion Percentage				<b>100%</b>		
Country	<b>93</b>	<b>Afghanistan</b>	Province	<b>9312</b>	<b>Paktya</b>	District	<b>931201</b>	<b>Gardez</b>	UN Region	<b>SE</b>	<b>Southeast</b>

**1.5 Marital status of males by HH type (percentage)**



**1.6 Marital status of females by HH type (percentage)**



High Return Area Community Profile	<b>Tera Bagh, Gardez, Paktya</b>								Date generated dd / mm / yyyy		
									30/09/2012		
HRA Code	48				Completion Percentage				100%		
Country	93	Afghanistan	Province	9312	Paktya	District	931201	Gardez	UN Region	SE	Southeast

**2. MIGRATION PROFILE**

**Summary**

Among the households surveyed, the year 1387 (2008/09) witnessed the largest number of returnee arrivals in HRA with 29 returnee households choosing to settle in Tera bagh. Also, the year 1391 (2012/13) witnessed the largest number of IDP arrivals with 28 IDP households choosing to settle in HRA. Prior to and since 1387 (2008/09), on average, approximately 13 returnee households per year have chosen to settle in the area. Prior to 1391 (2012/13), an average 12 IDP households per year have chosen to settle in Tera Bagh.

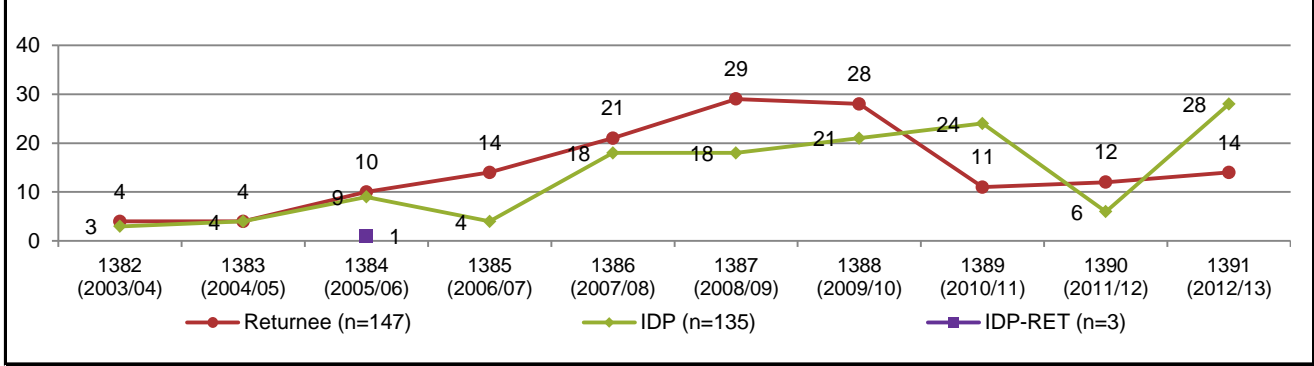
Of returnee and IDP households that have settled in Afghanistan in the last two years, 96.2% of returnee and all of IDP households stated that they did so voluntarily. Of these, 76.9% of returnee and 94.3% of IDP households stated that they intend to remain in the area.

All returnee households had sought asylum in Pakistan (97.3%) with 88.4% stating that they did so for safety reasons due to conflict. Over three-quarters also cited economic reasons and nearly three-quarters stated harassment/discrimination reasons. A further, 30.6% of returnee households stated that they sought asylum due to family reasons.

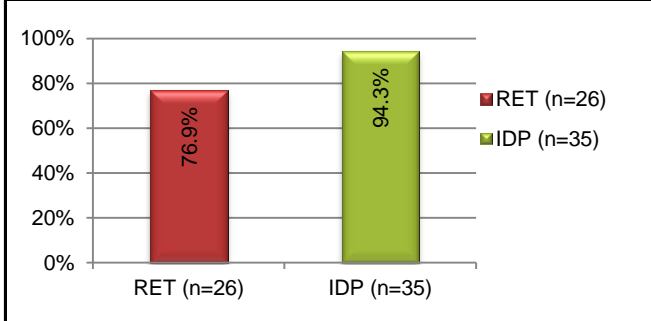
Among IDP households, 82.6% cited economic reasons and two-thirds cited access to services as the main reasons for having fled their districts of origin. Approximately two-thirds also cited safety reasons due to conflict and one-third stated family reasons as having influenced their decision to move.

Approximately three-quarters of households stated that legal difficulties and two-thirds cited economic reasons were the main reasons of returning back to Afghanistan. Further, over two-quarters stated safety reasons as having influenced their decision to return. A further 18.7% of households returned to Afghanistan because of harassment/discrimination.

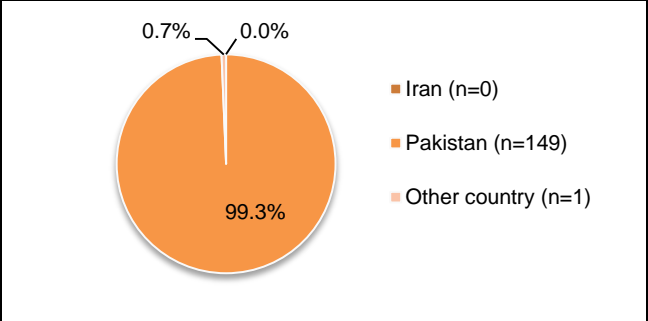
**2.1 Year households settled in current location**



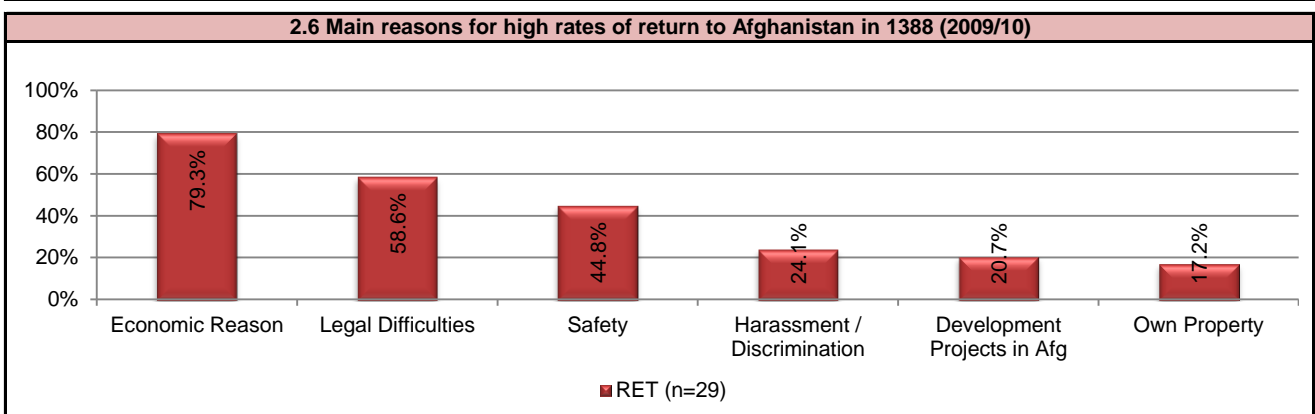
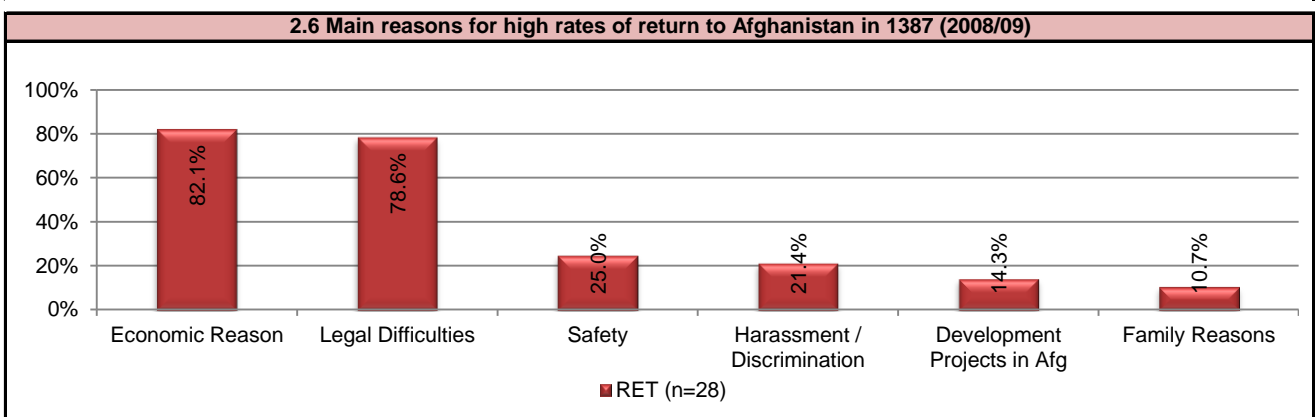
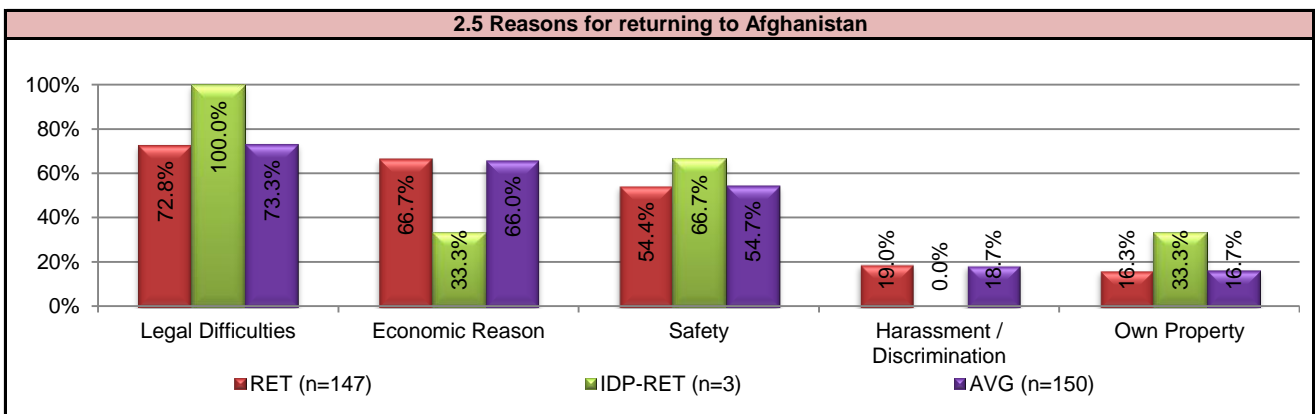
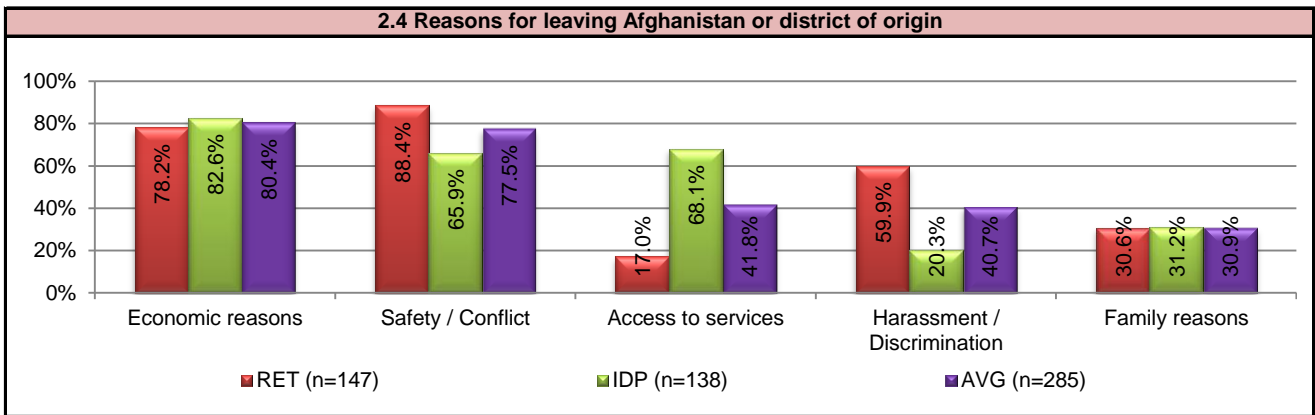
**2.2 Percentage of HHs that settled in last 2 years and intend to remain**



**2.3 Countries of asylum from which HHs have returned**



High Return Area Community Profile		<b>Tera Bagh, Gardez, Paktya</b>						Date generated dd / mm / yyyy			
								<b>30/09/2012</b>			
HRA Code		<b>48</b>			Completion Percentage			<b>100%</b>			
Country	<b>93</b>	<b>Afghanistan</b>	Province	<b>9312</b>	<b>Paktya</b>	District	<b>931201</b>	<b>Gardez</b>	UN Region	<b>SE</b>	<b>Southeast</b>



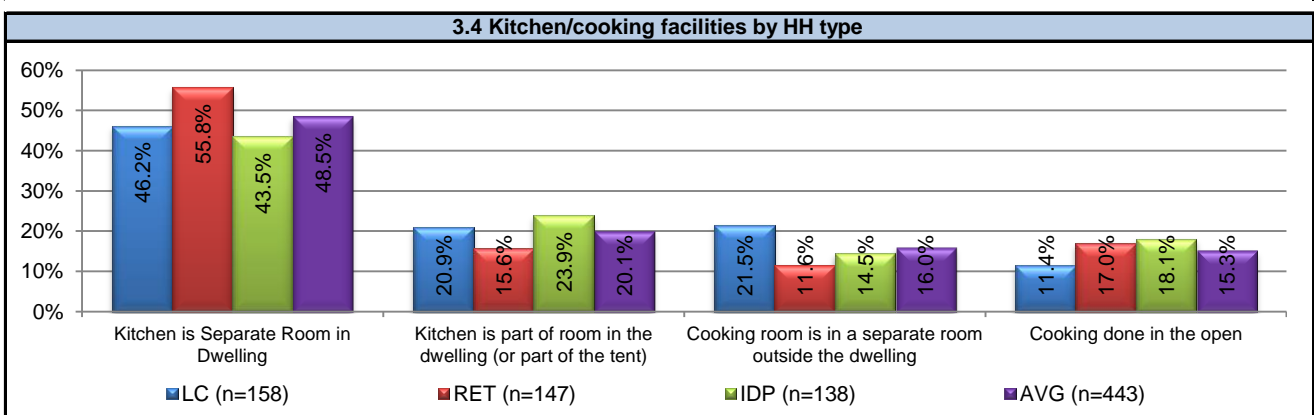
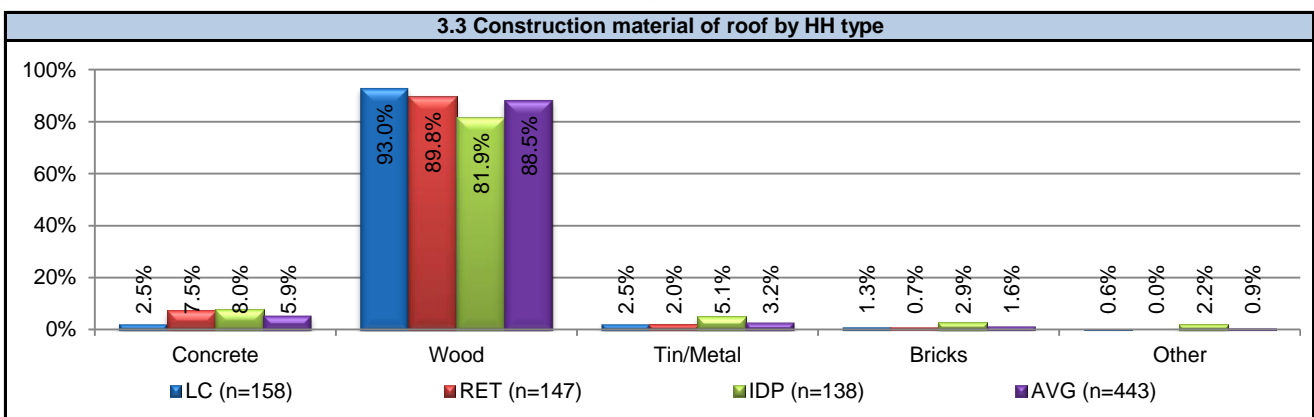
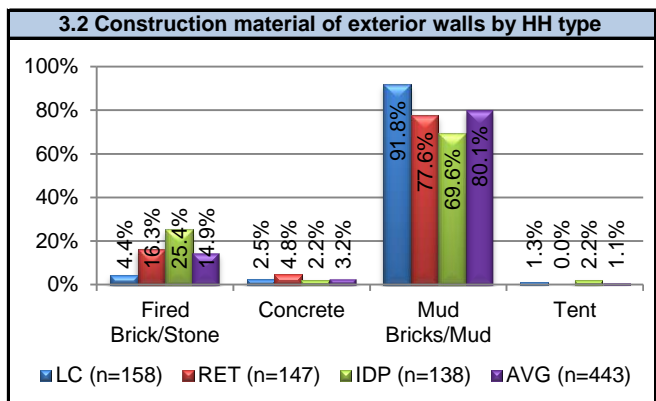
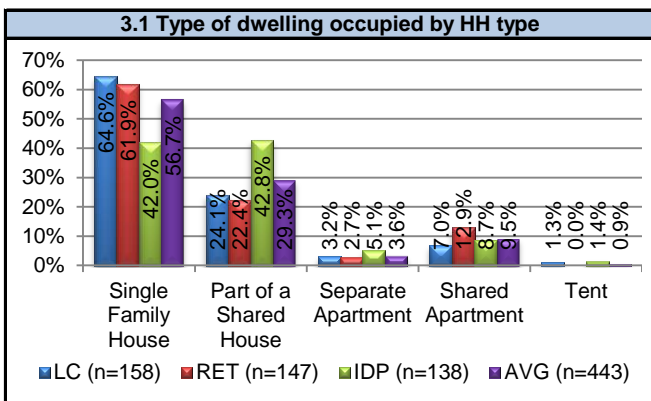
High Return Area Community Profile	<b>Tera Bagh, Gardez, Paktya</b>							Date generated dd / mm / yyyy			
								<b>30/09/2012</b>			
HRA Code	<b>48</b>				Completion Percentage			<b>100%</b>			
Country	<b>93</b>	<b>Afghanistan</b>	Province	<b>9312</b>	<b>Paktya</b>	District	<b>931201</b>	<b>Gardez</b>	UN Region	<b>SE</b>	<b>Southeast</b>

### 3. HOUSING STATUS PROFILE

**Summary**

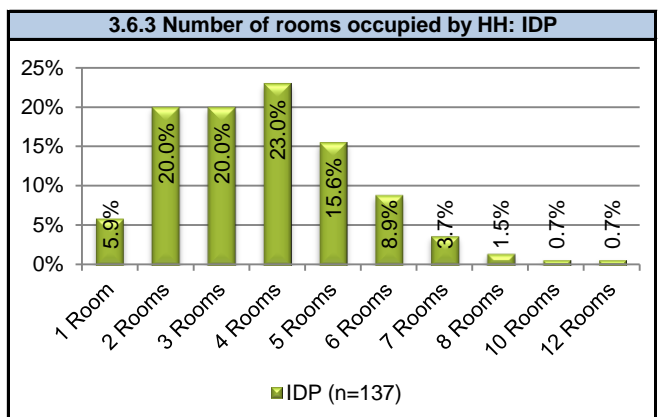
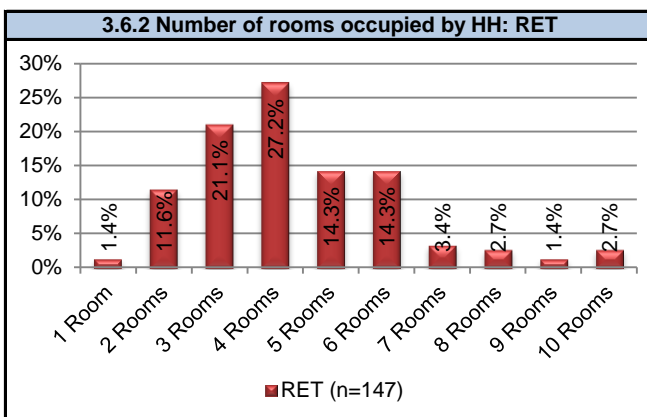
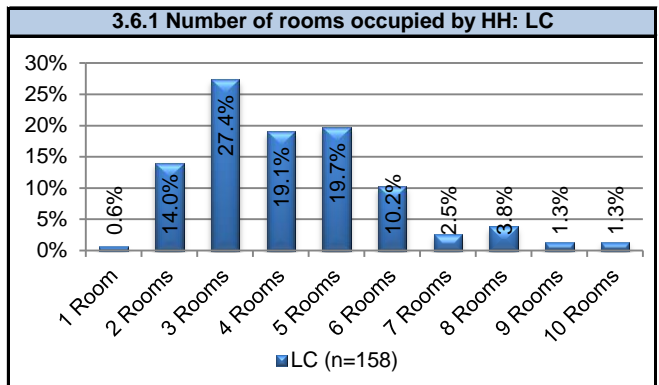
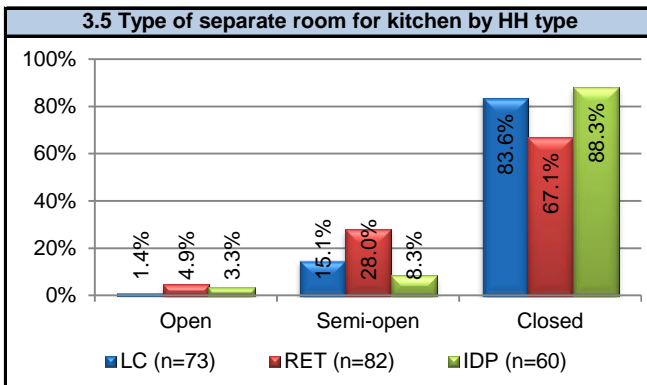
Survey findings reveal that 65% of local community households and 62% of returnee households currently occupy single family homes with the vast majority of remaining households in both groups occupying either part of a shared house or a shared apartment. Among IDP households, the most common dwellings types were a shared house (43%) and single family homes (42%). The vast majority of dwellings were mud-brick or mud constructions with wooden roofs.

Four-room dwellings were revealed to be the most common dwelling type among both returnee households (27%) and IDP households (23%). Among local community households, three-room dwellings were the most common dwelling type with 27% of households residing in such dwellings. The Tera Bagh HRA contains a wide array of dwelling types ranging from single-room homes to twelve-room homes.





High Return Area Community Profile	<b>Tera Bagh, Gardez, Paktya</b>							Date generated dd / mm / yyyy			
								<b>30/09/2012</b>			
HRA Code	<b>48</b>				Completion Percentage			<b>100%</b>			
Country	<b>93</b>	<b>Afghanistan</b>	Province	<b>9312</b>	<b>Paktya</b>	District	<b>931201</b>	<b>Gardez</b>	UN Region	<b>SE</b>	<b>Southeast</b>



High Return Area Community Profile	<b>Tera Bagh, Gardez, Paktya</b>								Date generated dd / mm / yyyy		
									30/09/2012		
HRA Code	48				Completion Percentage				100%		
Country	93	Afghanistan	Province	9312	Paktya	District	931201	Gardez	UN Region	SE	Southeast

**4. WATER, ELECTRICITY, FUEL AND SANITATION**

**Summary**

**Water:** Hand pump is the main source of water for 78.5% of local community households, 76.2% of returnee households and 60.9% of IDP households and it is located on average approximately 3 minutes away from local community and 5 minutes away from returnee and 4 minutes away from IDP households. Proportionally, less local community households (10.1%) have access to bored wells compared to returnee (15.0%) and IDP households (26.8%). It is located 6 minutes away from local community and 8 minutes away from returnee households. A further, 3.2% of local community and 2.7% of returnee have access to open well. Proportionally less returnee households (1.4%) have access to kariz compared to local community households (7.6%) and IDP households (10.9%).

**Electricity:** Of the 443 households surveyed, a total of 397 (89.6%) reported to have had access to an electricity supply in the 30 days prior to being surveyed. Solar power provides electricity for over 92% of all three household types. Proportionally more returnee households (5.8%) have access to battery compared to local community households (2.1%) and IDP households (0.8%). Private generator (engine) and private generator (hydro) are also used by small numbers of households.

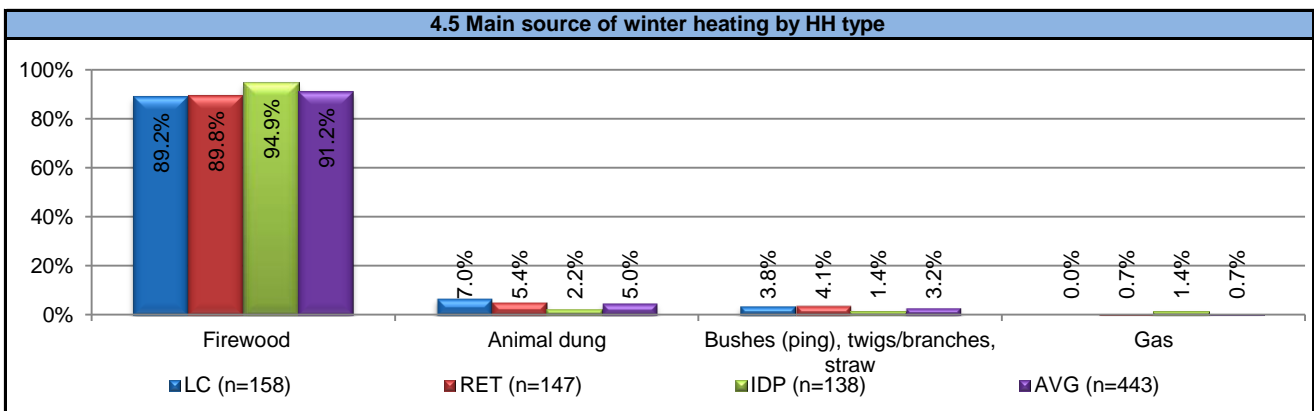
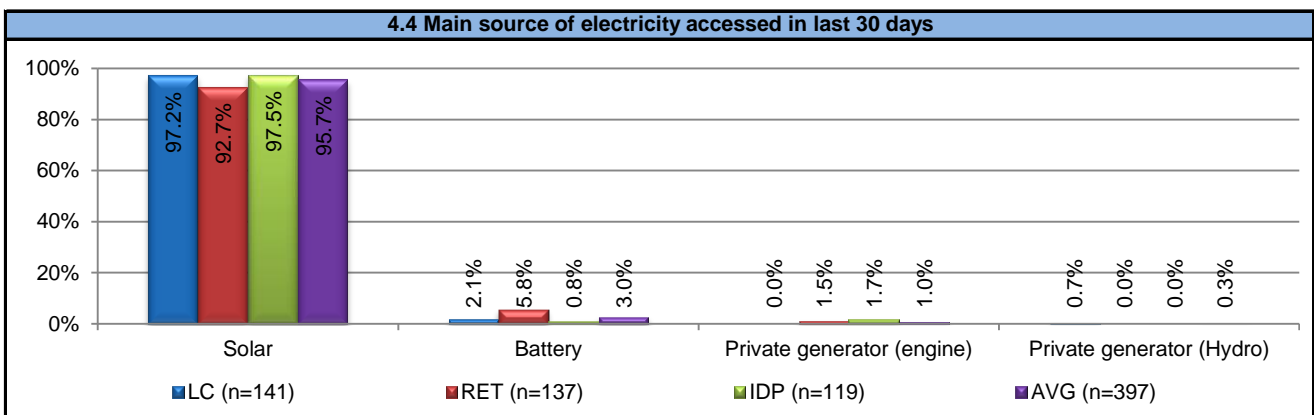
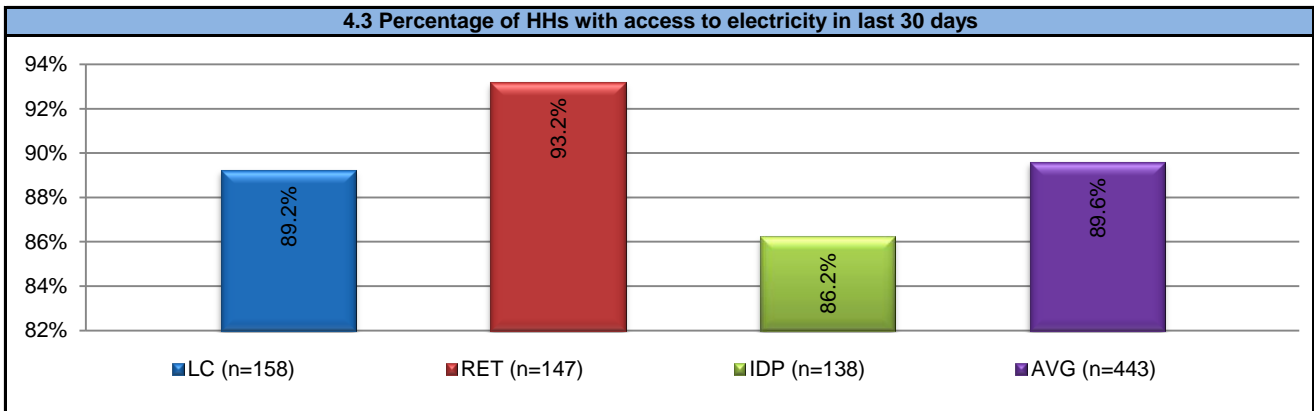
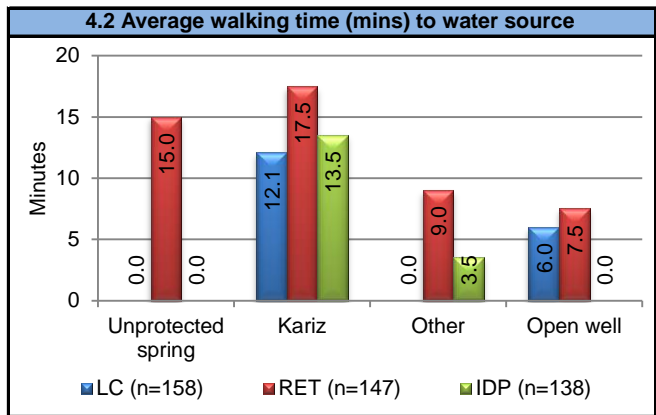
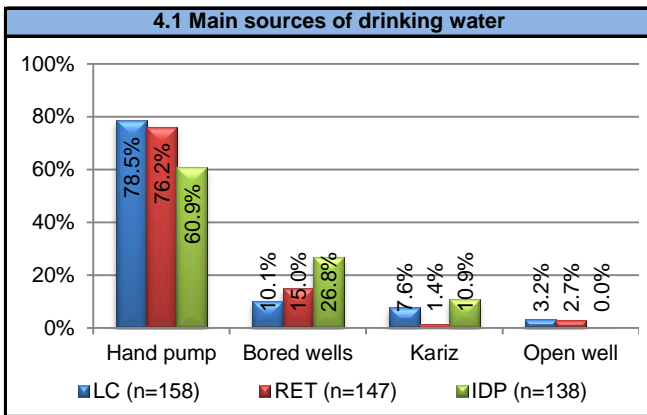
**Fuel:** During the winter months, firewood is used for cooking by (89%-95%) of all three household types. The remaining households use gas, bushes, twigs/branches and straw and animal dung in different proportions.

The main source of cooking fuel in past 30 days for local community (60.8%), returnee households (72.1%) and IDP households (73.9%) is firewood. A further, 17.1% of local community, 14.3% of returnee and 12.3% of IDP households use bushes (ping), twigs/branches and straw. Gas is also used by 10.8% of local community, 12.9% of returnee and 11.6% of IDP households. Proportionally, more local community households (11.4%) use animal dung for cooking compared to IDP households (2.2%) and returnee households (0.7%).

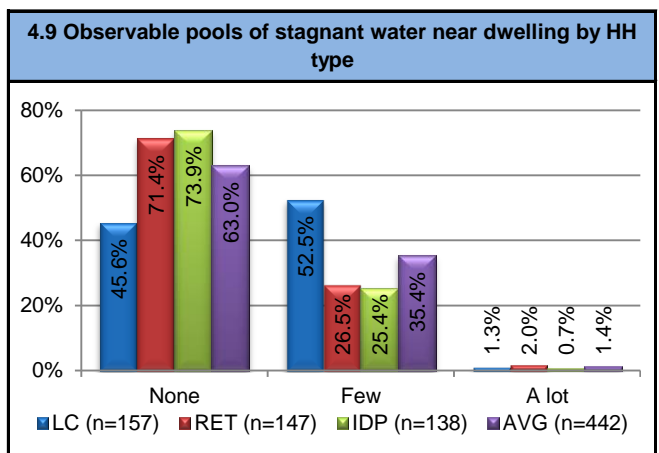
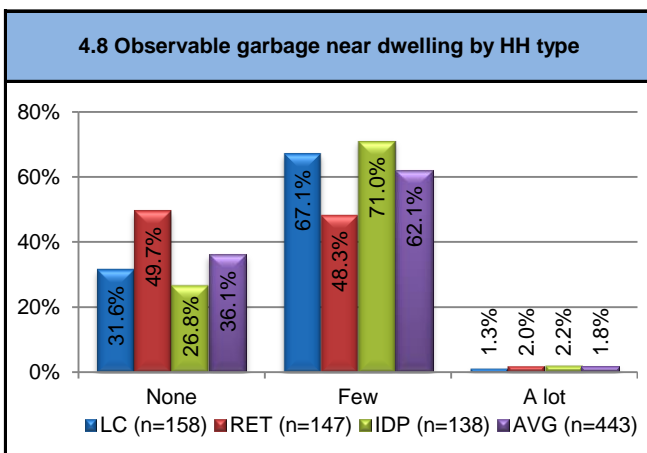
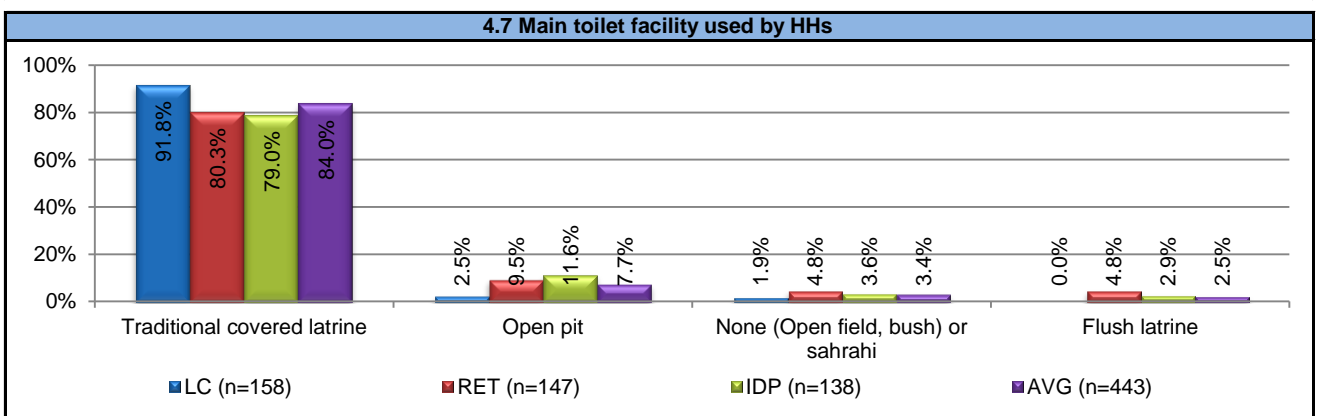
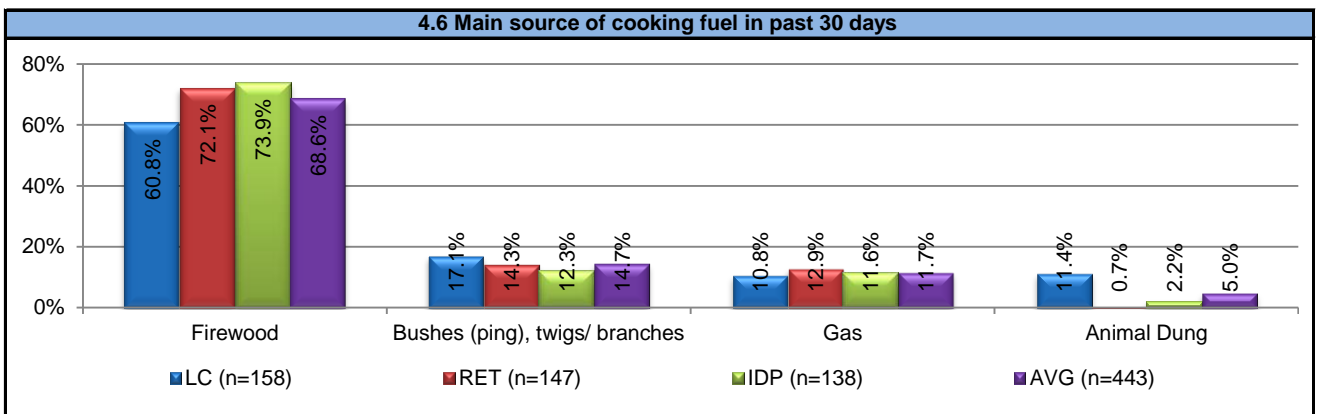
**Sanitation:** 91.8% of local community, 80.3% of returnee and 79.0% of IDP households have access to a traditional covered latrine. Proportionally, more IDP households (11.6%) use open pit compared to local community households (2.5%) and returnee households (9.5%). The other most important types of toilet are open field, bushes or sahrahi and flush latrine.

Surveyors took note of whether any garbage or pools of stagnant water were observed in close proximity to the households they interviewed. 31.6% of local community households, 49.7% of returnee households and 26.8% of IDP households didn't have any garbage near their dwellings. A further, 67.1% of local community households, 48.3% of returnee households and 71.0% of IDP households had little garbage near their dwellings. Moreover, less than 3% of all three household types had a lot of garbage near their dwellings. Also, 45.6% of local community households, 71.4% of returnee and 73.9% of IDP households didn't have any stagnant water near their dwellings. A further 52.5% of local community, 26.5% of returnee and 25.4% of IDP households had little stagnant water near their dwellings. Less than 2% of all three household types had a lot of stagnant water near their dwellings.

High Return Area Community Profile	<b>Tera Bagh, Gardez, Paktya</b>							Date generated dd / mm / yyyy			
								<b>30/09/2012</b>			
HRA Code	<b>48</b>				Completion Percentage			<b>100%</b>			
Country	<b>93</b>	<b>Afghanistan</b>	Province	<b>9312</b>	<b>Paktya</b>	District	<b>931201</b>	<b>Gardez</b>	UN Region	<b>SE</b>	<b>Southeast</b>



High Return Area Community Profile	<b>Tera Bagh, Gardez, Paktya</b>							Date generated dd / mm / yyyy			
								<b>30/09/2012</b>			
HRA Code	<b>48</b>			Completion Percentage			<b>100%</b>				
Country	<b>93</b>	<b>Afghanistan</b>	Province	<b>9312</b>	<b>Paktya</b>	District	<b>931201</b>	<b>Gardez</b>	UN Region	<b>SE</b>	<b>Southeast</b>



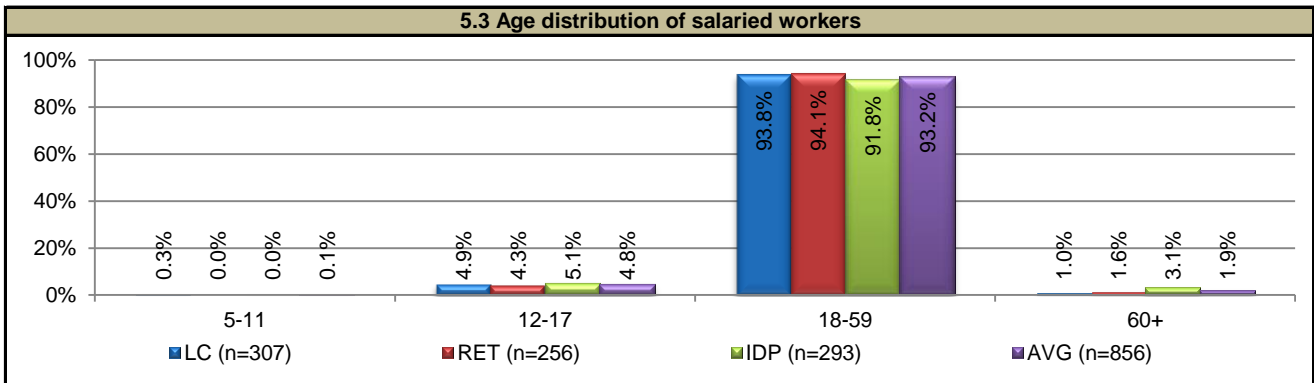
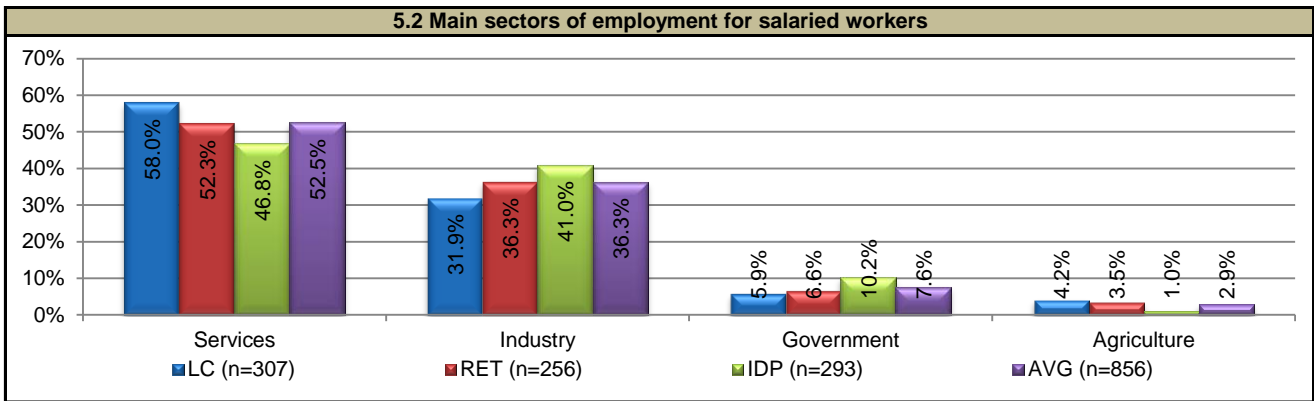
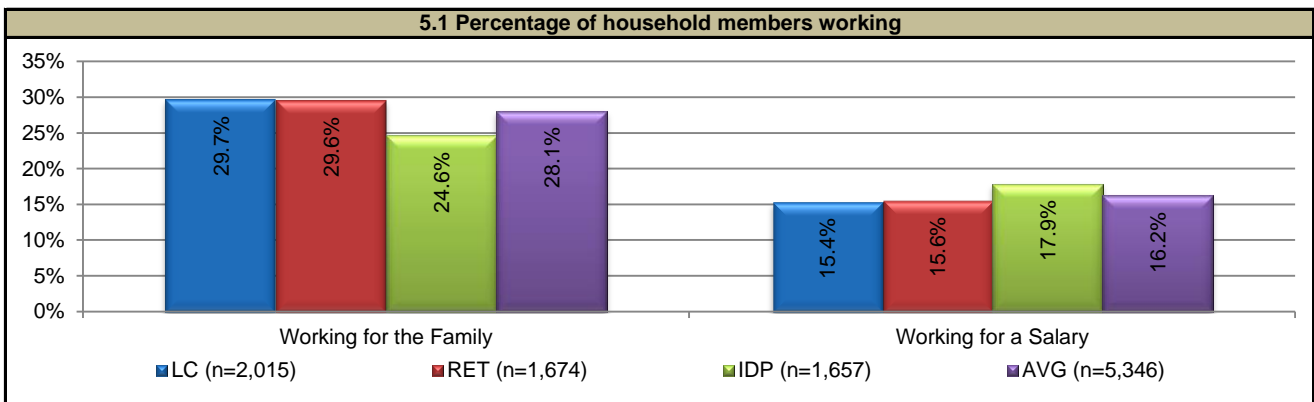
High Return Area Community Profile	<b>Tera Bagh, Gardez, Paktya</b>								Date generated dd / mm / yyyy		
									30/09/2012		
HRA Code	48				Completion Percentage				100%		
Country	93	Afghanistan	Province	9312	Paktya	District	931201	Gardez	UN Region	SE	Southeast

## 5. LABOUR & LIVELIHOODS

**Summary**

According to survey findings, 29.7% of local community members, 29.6% of returnees and 24.6% of IDPs are engaged in work for the family. Of those working for the family, 82.6% of IDPs, 73.5% of local community members and 70.3% of returnees are female. A further 17.9% of IDPs, 15.6% of returnees and 15.4% of local community members reported to be working for a salary, with males accounting for approximately 95.0% in each group. The service sector represents the main employment sector for 58.0% of salaried local community members, 52.3% of returnees and 46.8% of IDPs. Proportionally more IDPs (41.0%) are working in industry compared with returnee (36.3%) and local community (31.9%) counterparts, and are also more likely to be working in the government sector. Only 4.2% of local community members, 3.5% of returnees and 1.0% of IDPs reported to be working in agriculture.

Among those aged 12-17 years, 15 local community members, 15 IDPs and 11 returnees were reported to be working. One local community child aged 5-11 years was also reported to be in work.



High Return Area Community Profile	<b>Tera Bagh, Gardez, Paktya</b>								Date generated dd / mm / yyyy		
									30/09/2012		
HRA Code	48				Completion Percentage				100%		
Country	93	Afghanistan	Province	9312	Paktya	District	931201	Gardez	UN Region	SE	Southeast

**6. HOUSEHOLD INCOME, DEBT, ASSETS AND EXPENDITURES**

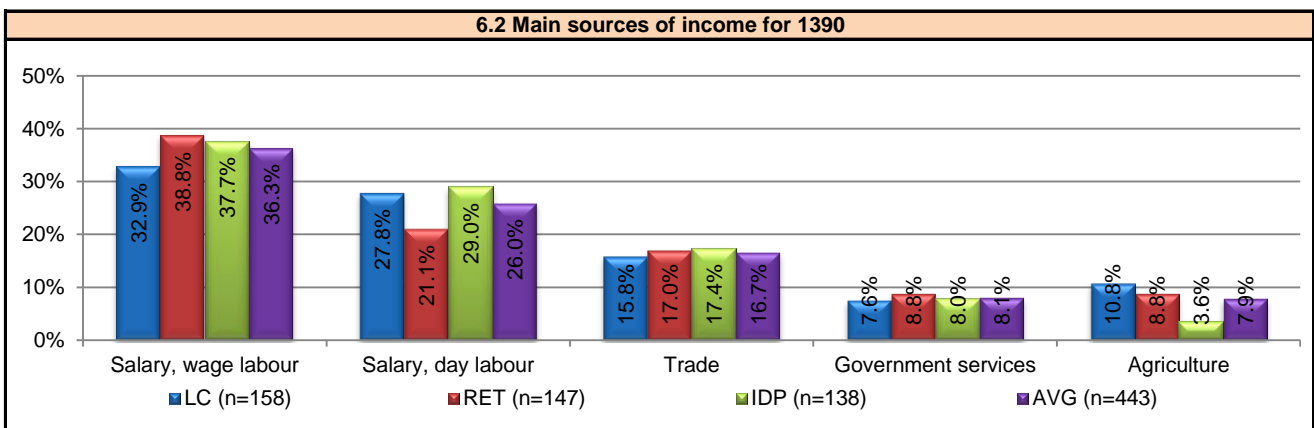
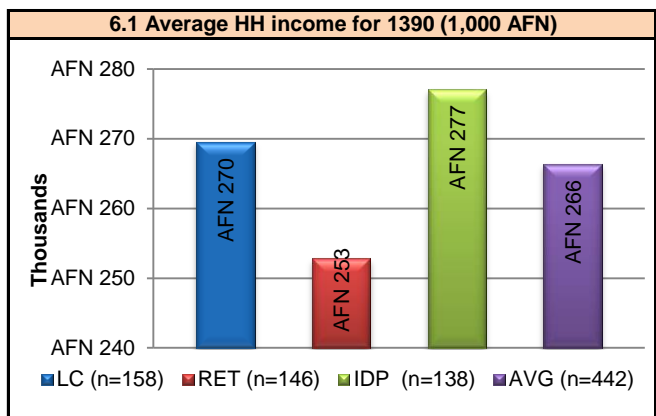
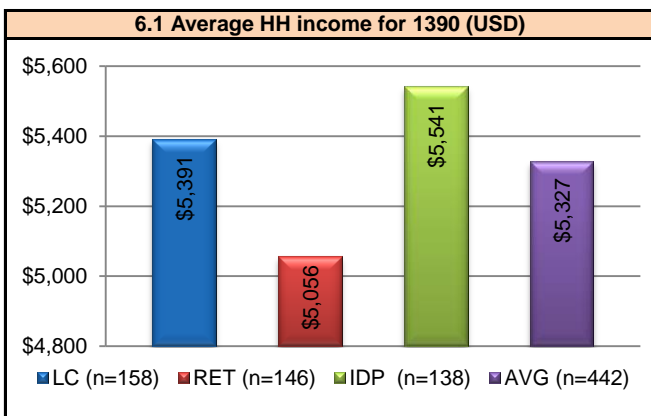
**Summary**

**Income:** Average household income in 1390 was USD 5,541 among IDP households, USD 5,391 among local community households and USD 5,056 among returnee households. Wage labour was the primary source of income for 38.8% of returnee households, 37.7% of IDP households and 32.9% of local community households. Day labour was also a significant income source for all three groups, with 29.0% of IDP households, 27.8% of local community households and 21.1% of returnee households having derived income for this source. Remaining households derived income from trade, government services, and agriculture in varying proportions.

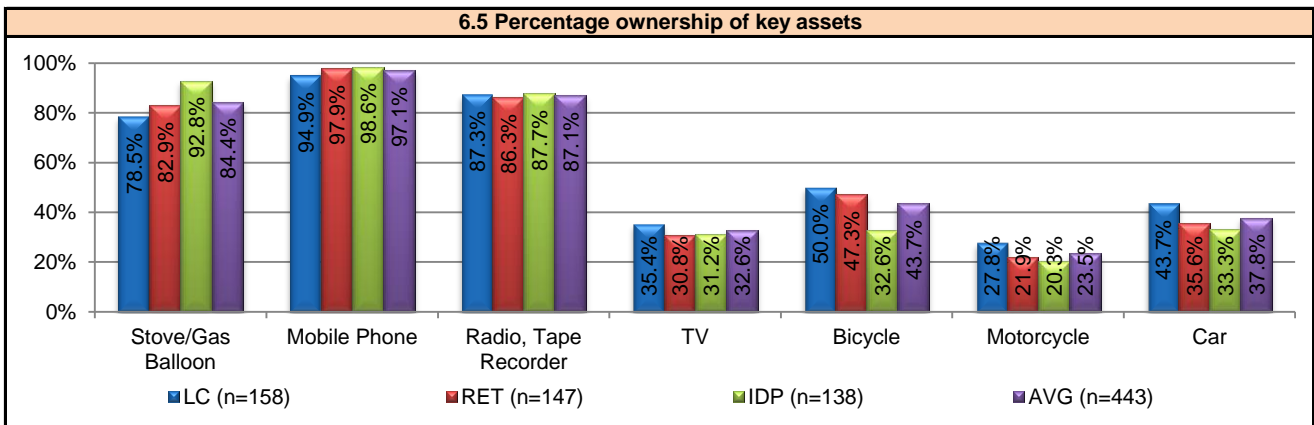
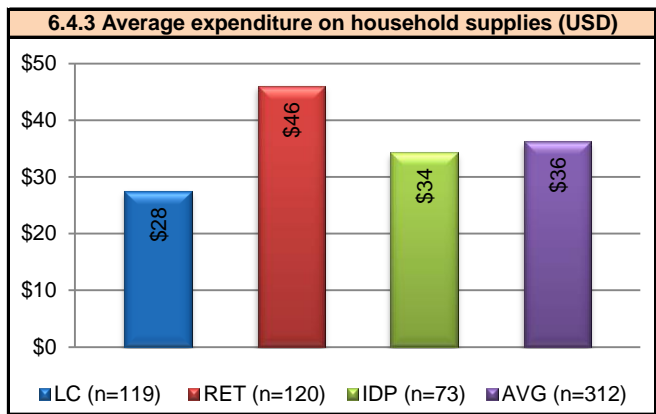
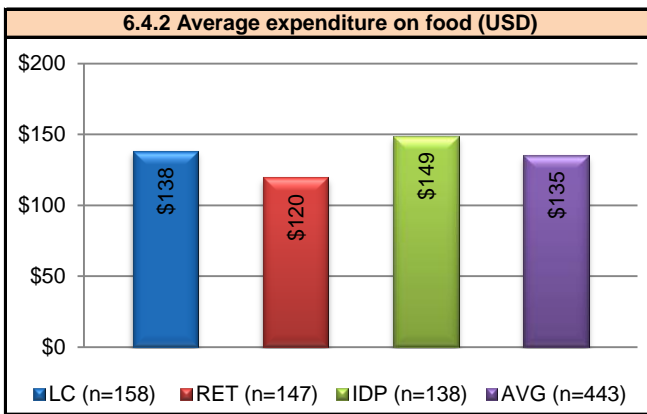
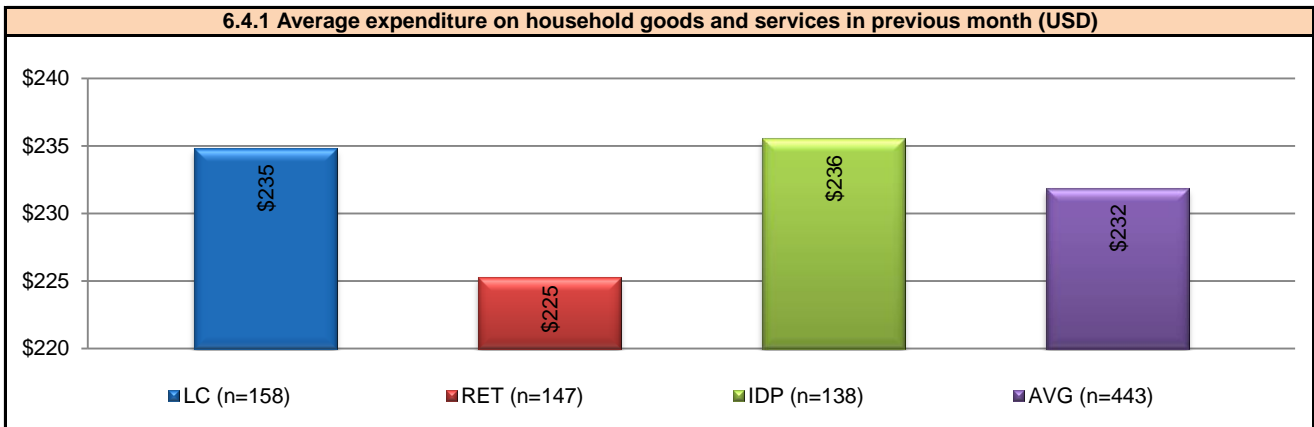
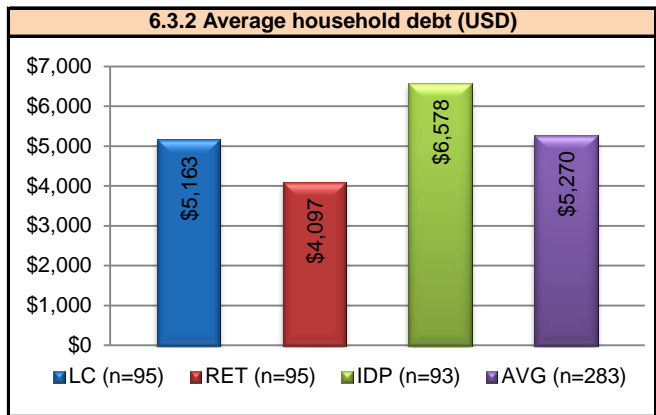
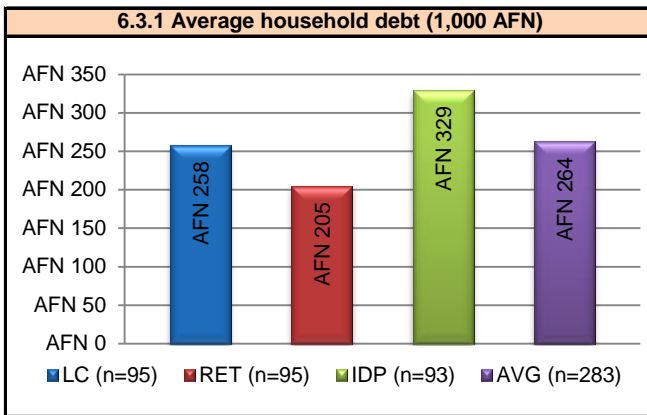
Average household debt was revealed to be USD 6,578 among IDP households, USD 5,163 among local community households and USD 4,097 among returnee households.

**Expenditure:** Average household expenditure in the month prior to being surveyed was USD 236 among IDP households, USD 235 among local community households and USD 225 among returnee households. Food supplies constituted a larger proportion of monthly expenditure for IDP households (63.1%) than for local community (58.7%) and returnee (53.3%) households.

**Assets:** With regard to ownership of key household assets, 92.8% of IDP households, 82.3% of returnee households and 78.5% of local community households own a stove/gas balloon. A mobile telephone is owned by the vast majority (>94.0%) of households in all three groups, and over four-fifths of all households own a radio. Significant proportions in all household types own a television set, bicycle, motorcycle, and car.



High Return Area Community Profile		<b>Tera Bagh, Gardez, Paktya</b>						Date generated dd / mm / yyyy			
								<b>30/09/2012</b>			
HRA Code		<b>48</b>				Completion Percentage			<b>100%</b>		
Country	<b>93</b>	<b>Afghanistan</b>	Province	<b>9312</b>	<b>Paktya</b>	District	<b>931201</b>	<b>Gardez</b>	UN Region	<b>SE</b>	<b>Southeast</b>



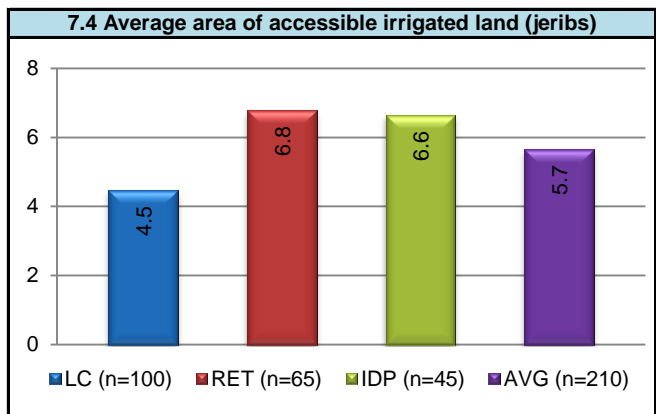
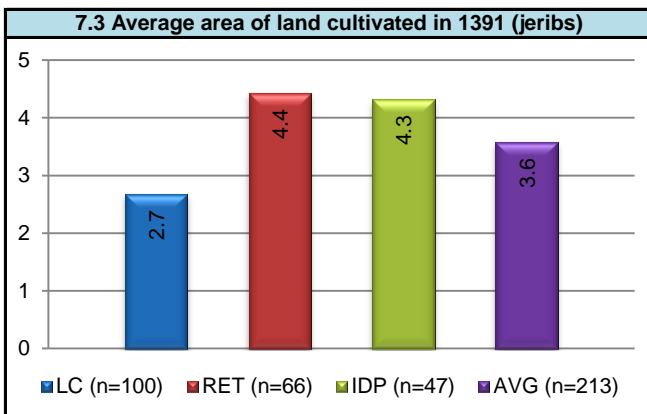
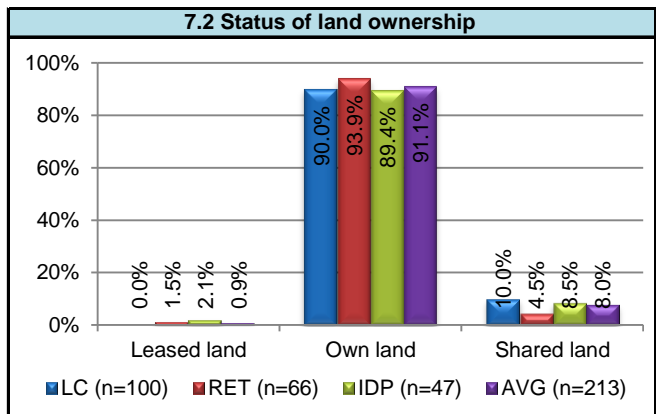
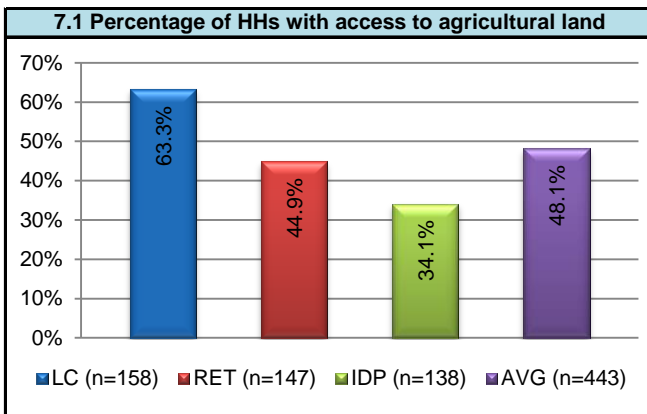
High Return Area Community Profile	<b>Tera Bagh, Gardez, Paktya</b>								Date generated dd / mm / yyyy		
									<b>30/09/2012</b>		
HRA Code	<b>48</b>				Completion Percentage				<b>100%</b>		
Country	<b>93</b>	<b>Afghanistan</b>	Province	<b>9312</b>	<b>Paktya</b>	District	<b>931201</b>	<b>Gardez</b>	UN Region	<b>SE</b>	<b>Southeast</b>

**7. AGRICULTURE & LIVESTOCK**

**Summary**

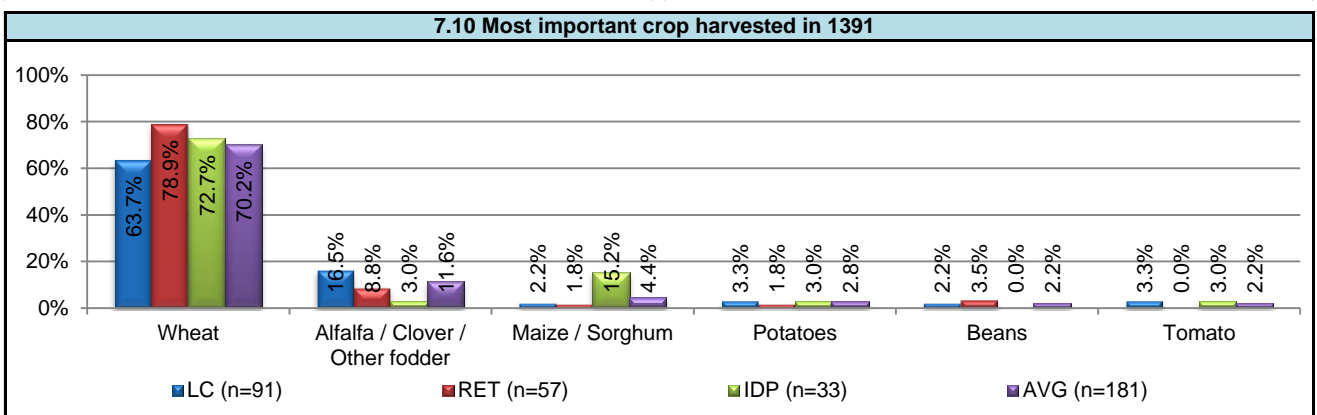
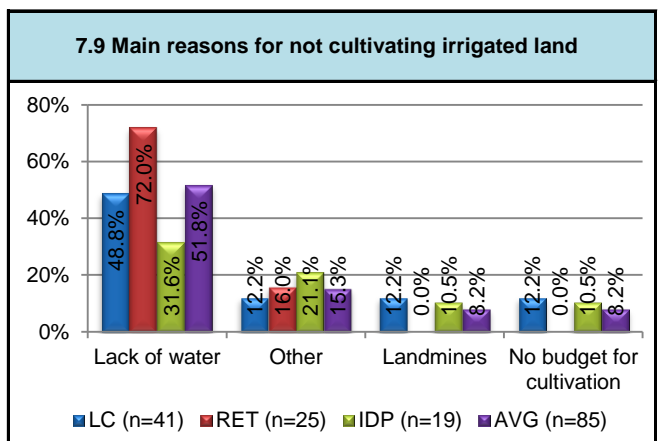
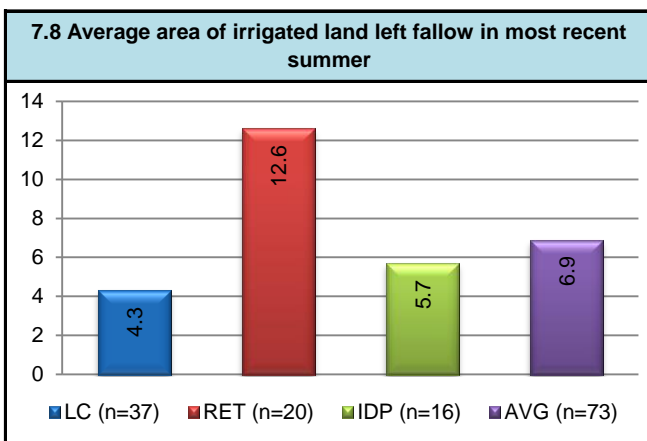
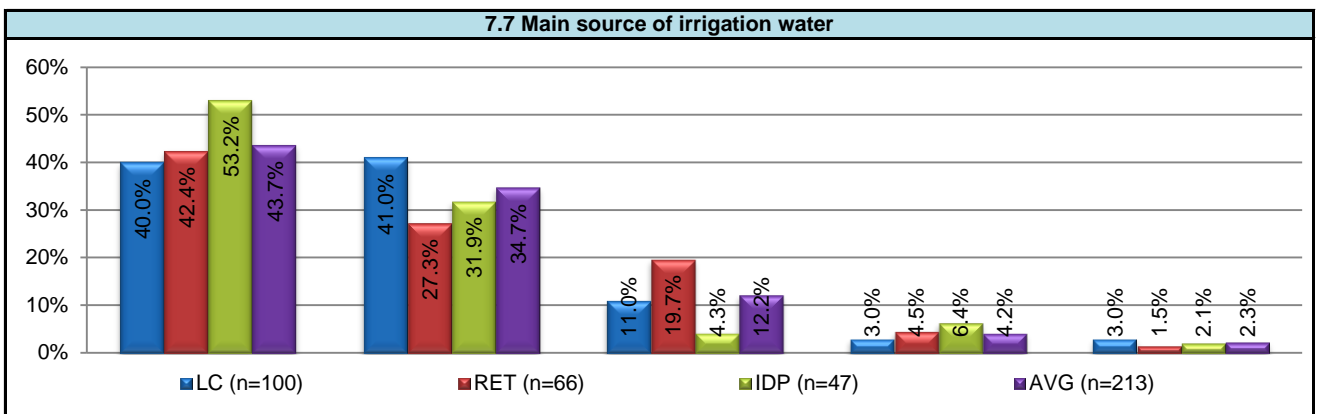
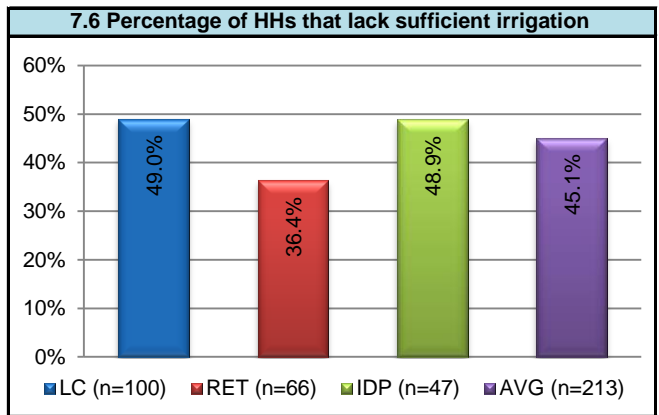
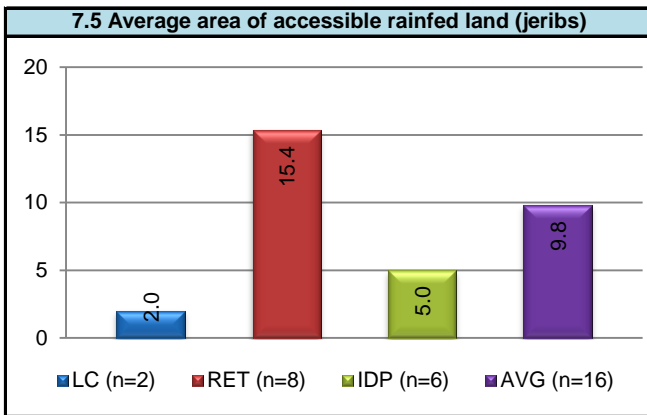
**Agriculture:** Of surveyed households, 63.3% of local community households, 44.9% of returnee households and 34.1% of IDP households have access to agricultural land. In 1391, on average, 4.4 jeribs of cultivated by returnee households, 4.3 jeribs by IDP households and 2.7 jeribs by local community households with access to agricultural land. Main reasons for not cultivating more land were a lack of water, landmines, lack of money, and conflicts over land or water. Wheat was the important crop for 78.9% of returnee households, 72.7% of IDP households and 63.7% of local community households. A garden plot is accessible to 32.9% of local community households, 18.4% of returnee households and 11.6% of IDP households.

**Livestock:** Some form of livestock is owned by 75.3% of local community households, 53.7% of returnee households and 44.9% of IDP households. Among households that do, chickens are owned by 91.1% of returnee households, 85.7% of local community households and 74.2% of IDP households. Larger proportions of both local community (79.8%) and returnee (78.5%) households own cows than IDP households (61.3%). Among local community households, 32.8% own sheep and 25.2% own goats and are significantly more likely than other household types to own these. A further 15.1% of local community households, 14.5% of IDP households and 10.1% of returnee households own cattle.

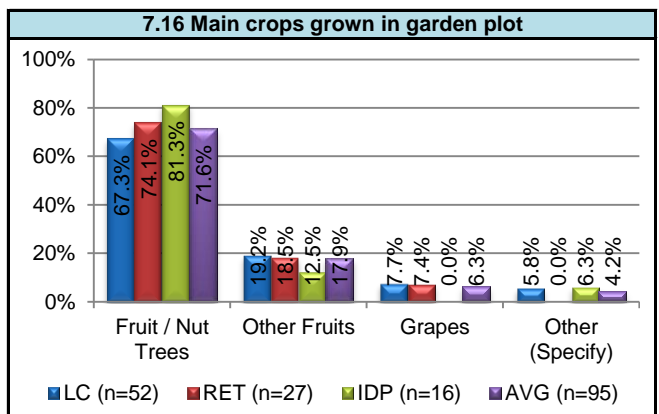
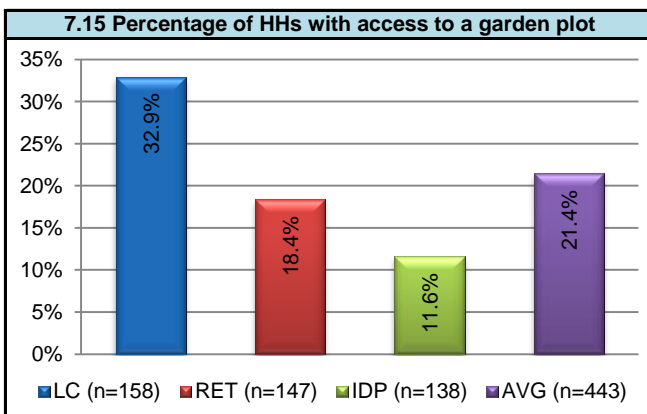
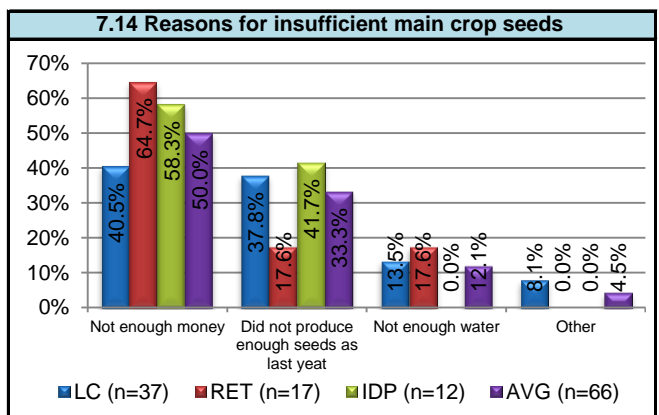
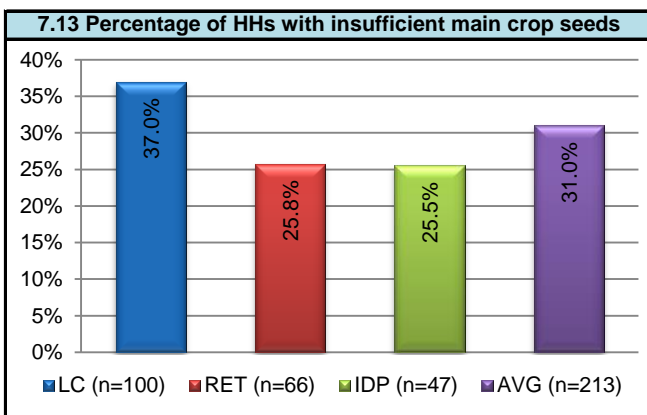
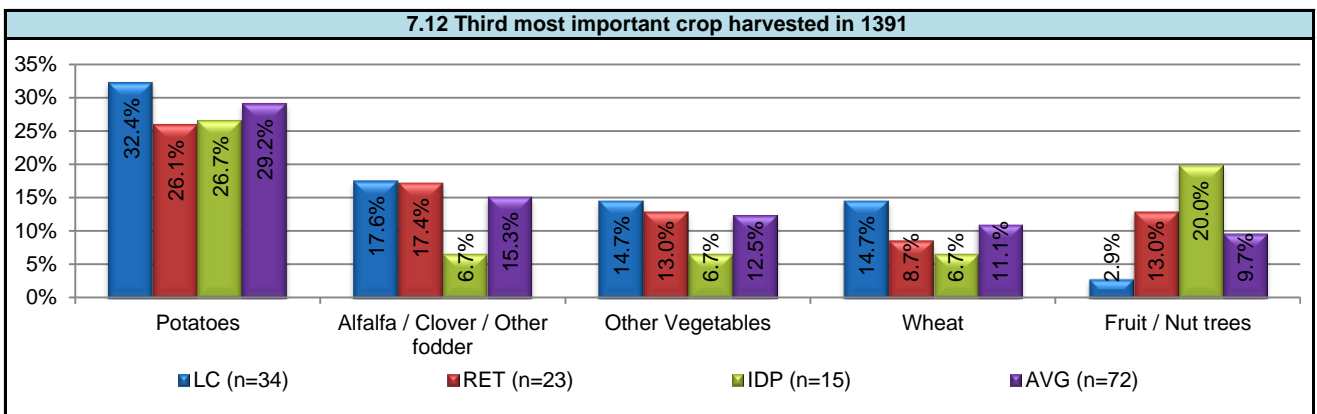
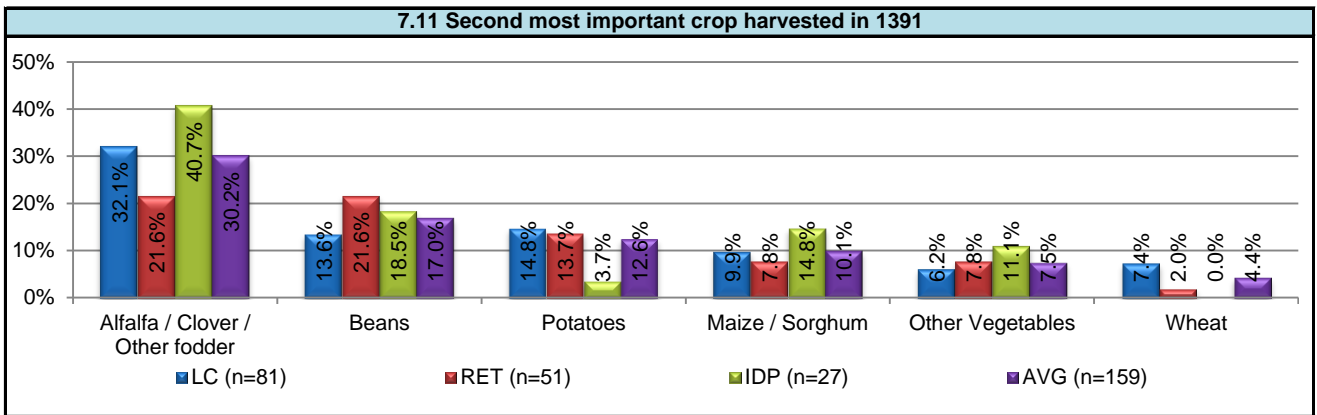




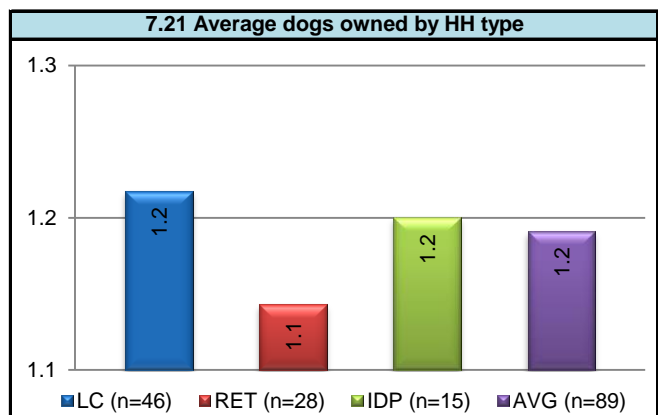
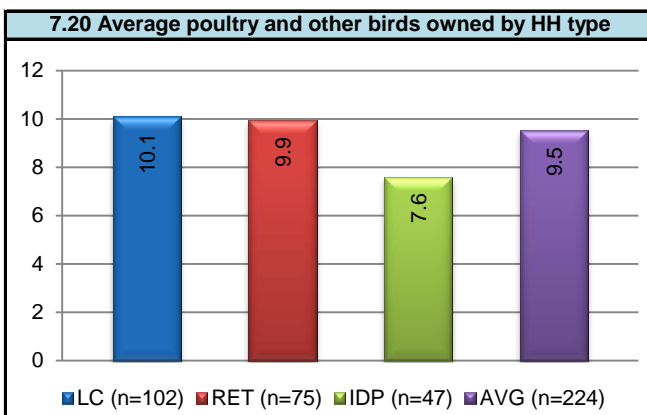
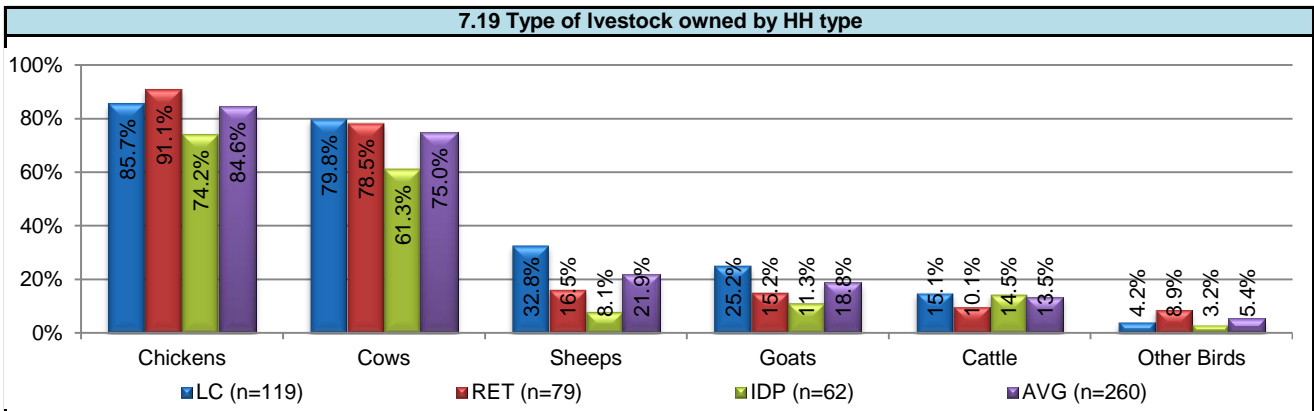
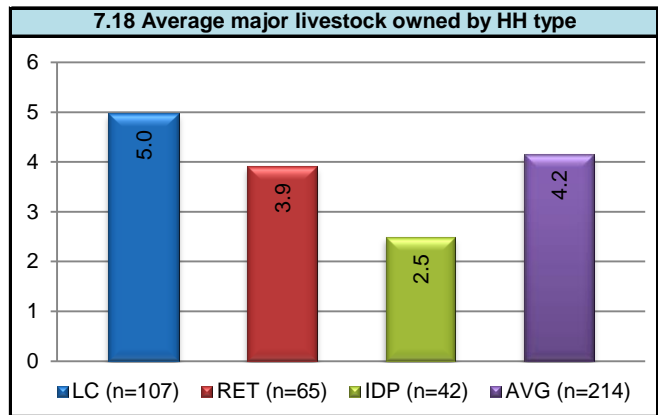
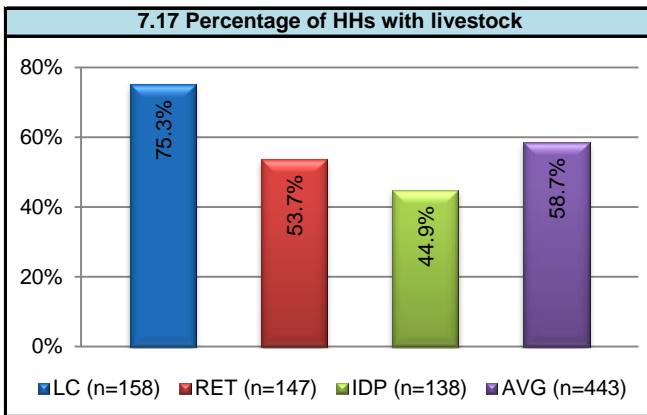
High Return Area Community Profile	<b>Tera Bagh, Gardez, Paktya</b>								Date generated dd / mm / yyyy		
									<b>30/09/2012</b>		
HRA Code	<b>48</b>				Completion Percentage			<b>100%</b>			
Country	<b>93</b>	<b>Afghanistan</b>	Province	<b>9312</b>	<b>Paktya</b>	District	<b>931201</b>	<b>Gardez</b>	UN Region	<b>SE</b>	<b>Southeast</b>



High Return Area Community Profile		<b>Tera Bagh, Gardez, Paktya</b>						Date generated dd / mm / yyyy			
								<b>30/09/2012</b>			
HRA Code		<b>48</b>			Completion Percentage			<b>100%</b>			
Country	<b>93</b>	<b>Afghanistan</b>	Province	<b>9312</b>	<b>Paktya</b>	District	<b>931201</b>	<b>Gardez</b>	UN Region	<b>SE</b>	<b>Southeast</b>

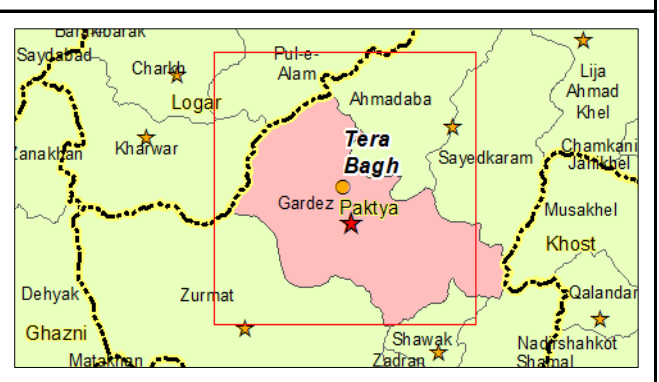
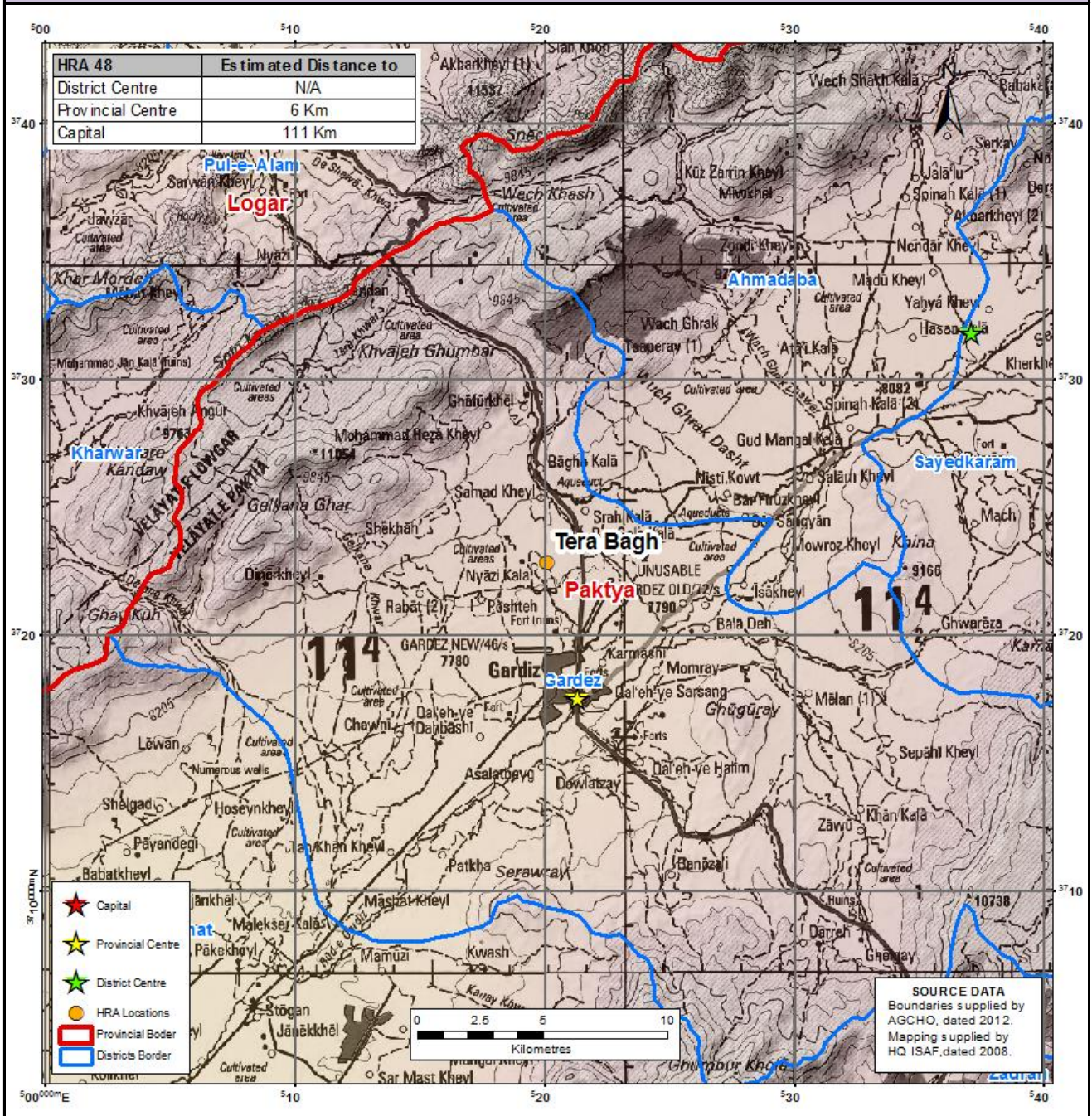


High Return Area Community Profile	<b>Tera Bagh, Gardez, Paktya</b>								Date generated dd / mm / yyyy		
									<b>30/09/2012</b>		
HRA Code	<b>48</b>				Completion Percentage			<b>100%</b>			
Country	<b>93</b>	<b>Afghanistan</b>	Province	<b>9312</b>	<b>Paktya</b>	District	<b>931201</b>	<b>Gardez</b>	UN Region	<b>SE</b>	<b>Southeast</b>



High Return Area Community Profile	<b>Tera Bagh, Gardez, Paktya</b>								Date generated dd / mm / yyyy		
									<b>30/09/2012</b>		
HRA Code	<b>48</b>			Completion Percentage				<b>100%</b>			
Country	<b>93</b>	<b>Afghanistan</b>	Province	<b>9312</b>	<b>Paktya</b>	District	<b>931201</b>	<b>Gardez</b>	UN Region	<b>SE</b>	<b>Southeast</b>

**8. ACCESS TO SERVICES PROFILE**



High Return Area Community Profile	<b>Tera Bagh, Gardez, Paktya</b>								Date generated dd / mm / yyyy		
									30/09/2012		
HRA Code	48				Completion Percentage				100%		
Country	93	Afghanistan	Province	9312	Paktya	District	931201	Gardez	UN Region	SE	Southeast

**8. ACCESS TO SERVICES PROFILE**

**Summary**

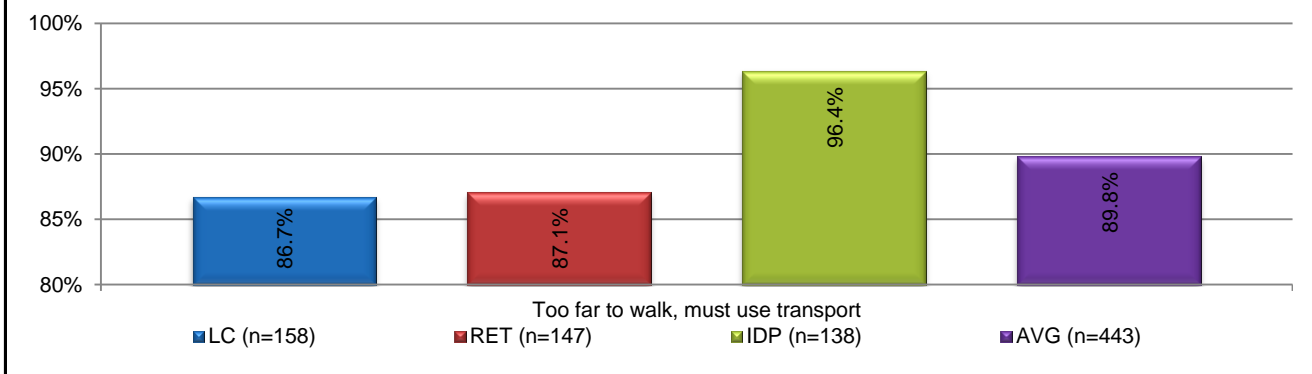
Over 85% of all three household types stated that the Provincial Centre is too far to walk to. In the last three months, the main reasons for travelling to the Provincial Centre for local community and returnee households were to visit a government office or purchase goods or services while for IDP households the main reasons to the Provincial Centre were to visit a government office or to work. Moreover, vast majority of all three household types stated that the nearest police station is less than 15 minutes away.

(53.8%) of local community households, 50.3% of returnee stated that public health centre is too far to walk while 44.2% of IDP households stated that public health centre is more than one hour away. For the vast majority in all three community groups, the nearest private health clinic is more than one hour away and too far to walk. The nearest hospital is too far to walk for all household types.

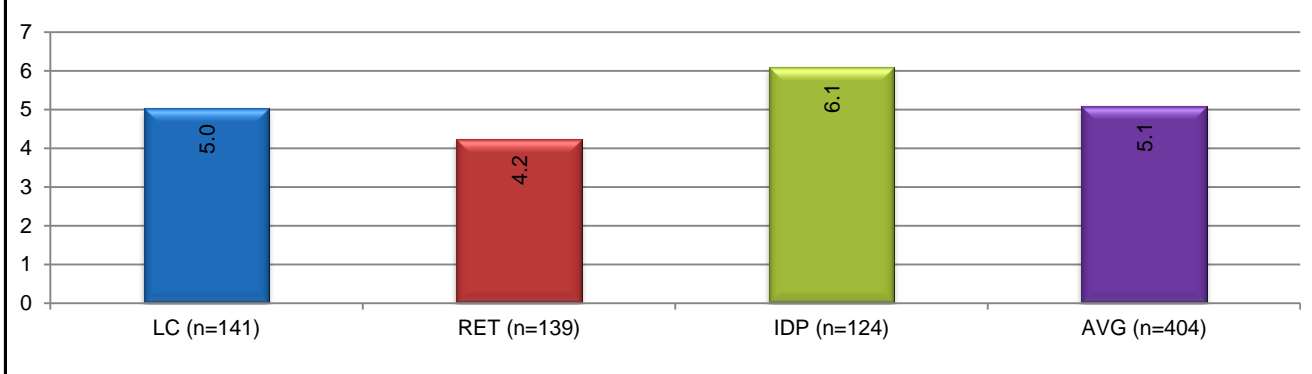
One-third (31.0%) of local community households, over one-third (36.1%) of returnee households stated their employment area is too far to walk while among IDP households (39.1%) have stated that their employment area is more than one hour away. Over two-fifths (46.8%) of local community households, over three-fifths (61.0%) of returnee households stated their access to transport is less than 15 minutes away while 61.6% of IDP households stated that their access to transport is 15-60 minutes.

The nearest boys' primary school among all three household types is less than 15 minutes away. In addition, the girls' primary school for local community and IDP households is 15-60 minutes away while for returnee households, it is less than 15 minutes away. The nearest boys' secondary school among all three household types is less than 15 minutes away whereas the girls' secondary school is for all three household types is 15-60 minutes away. Furthermore, boys' high school among all three household types is 15-60 minutes away while girls' high school for all three household types is more than one hour away.

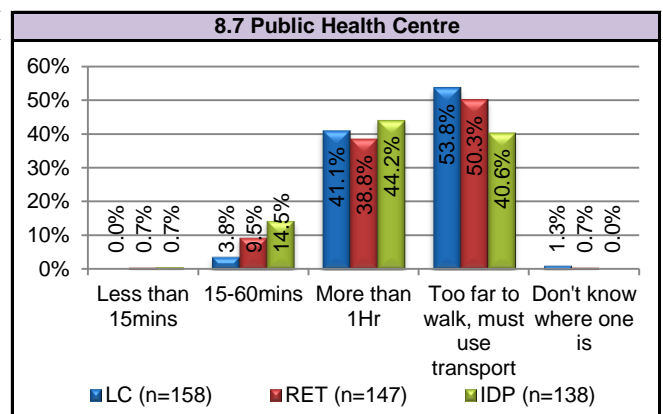
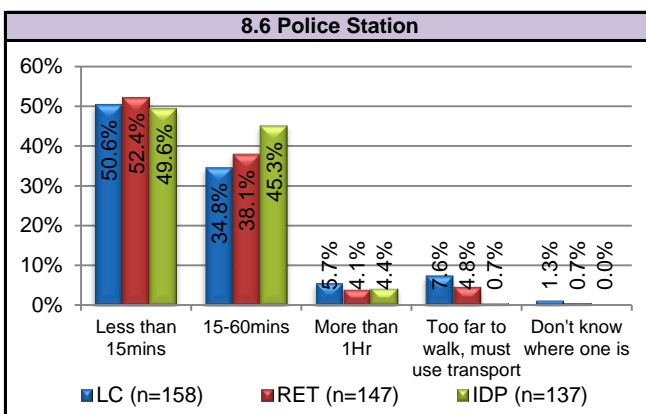
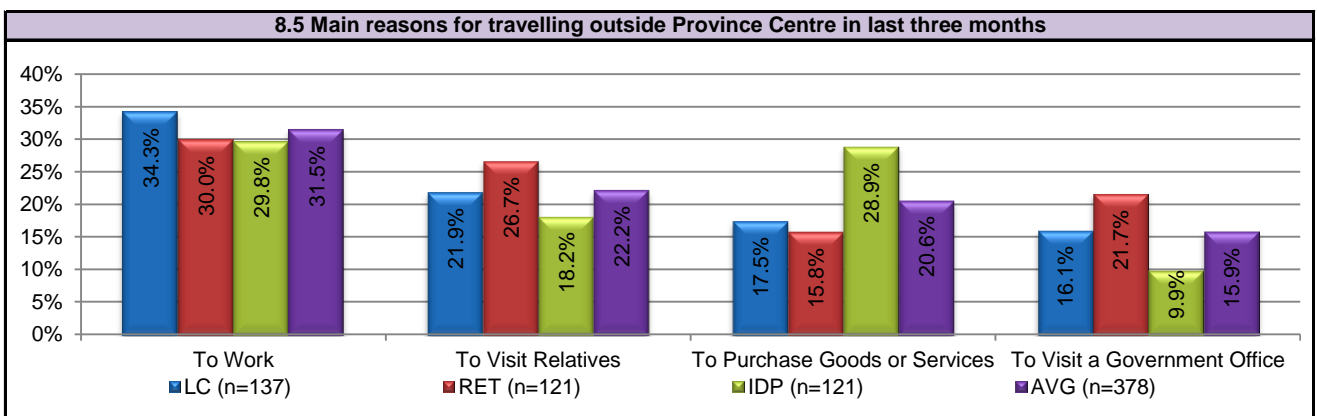
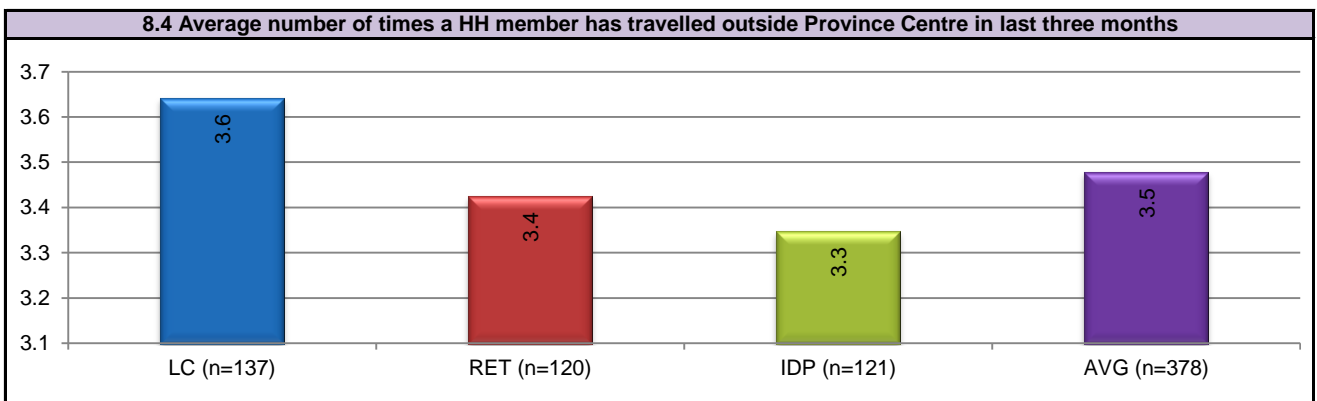
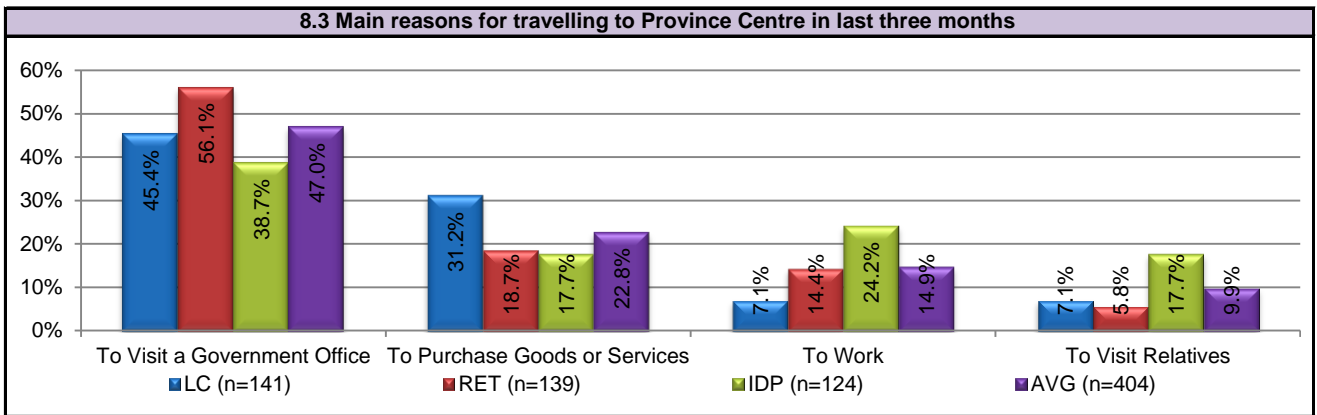
**8.1 Average time taken to walk one way to Province Centre**



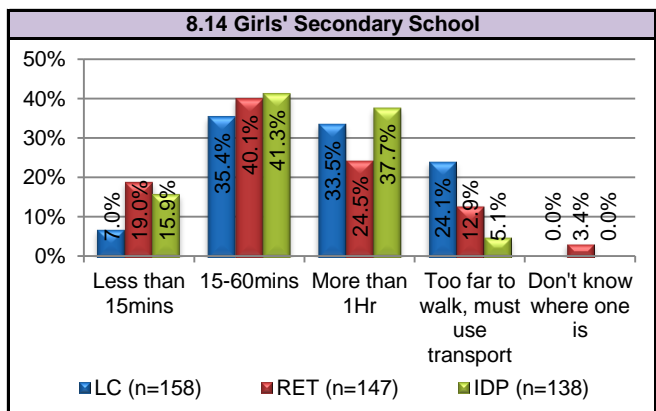
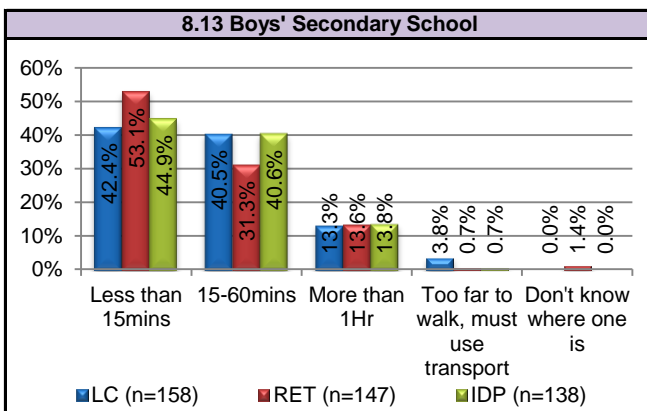
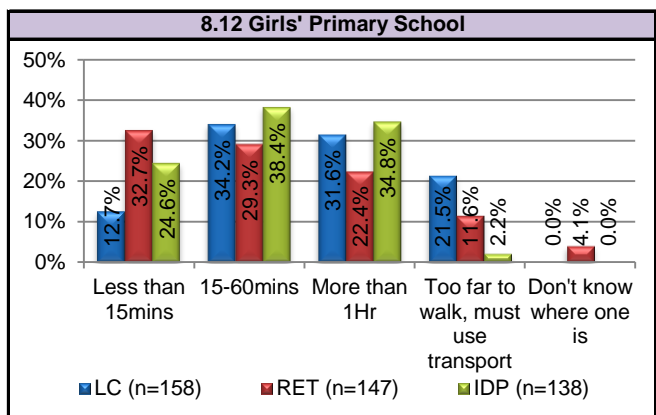
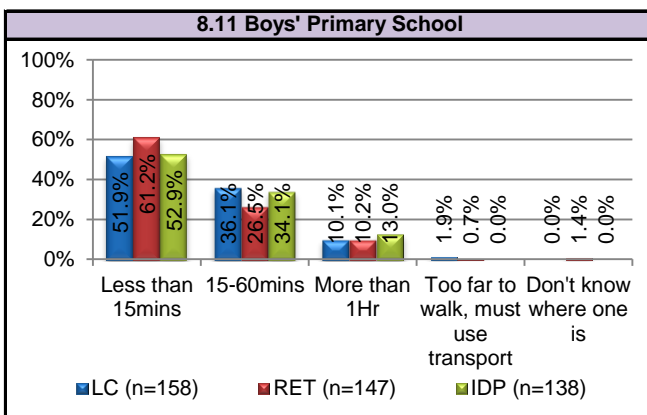
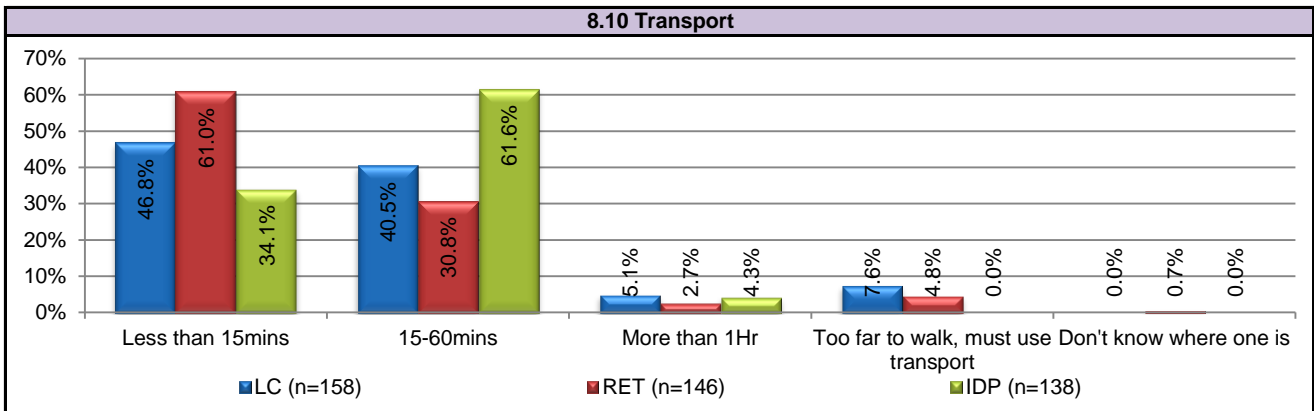
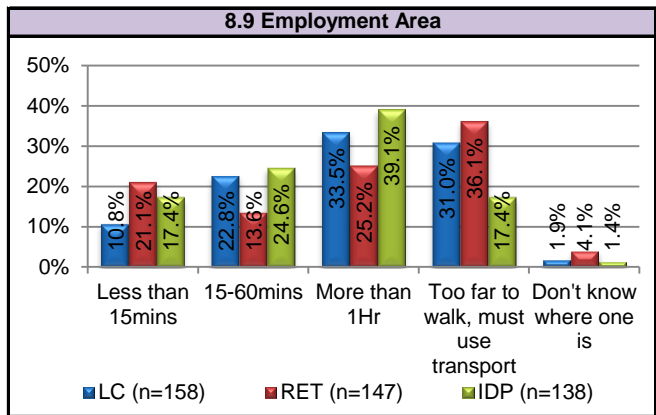
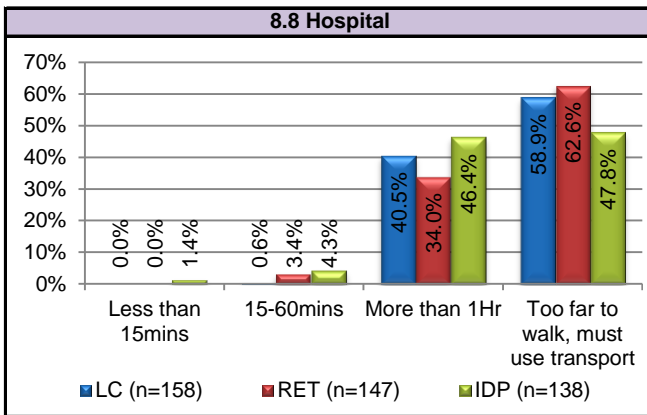
**8.2 Average number of times a HH member has travelled to Province Centre in last three months**



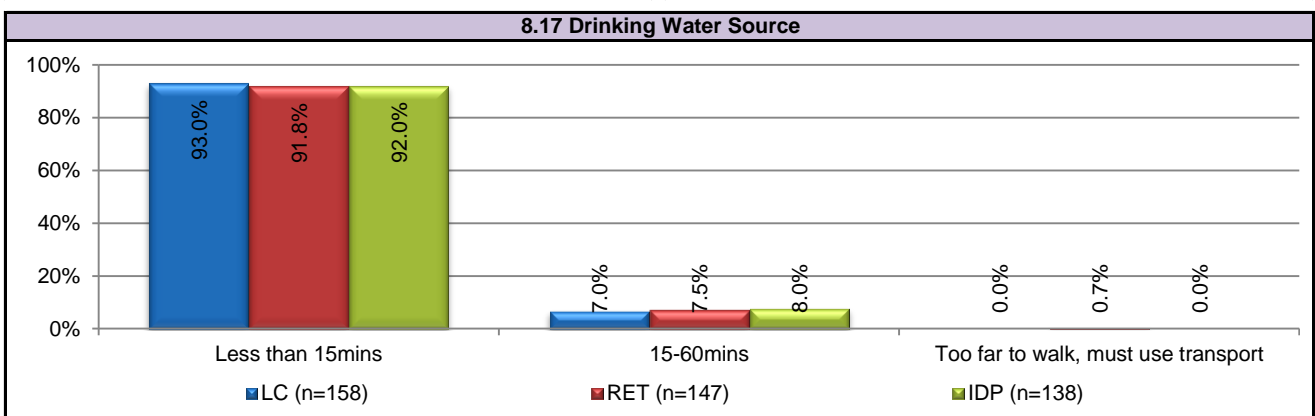
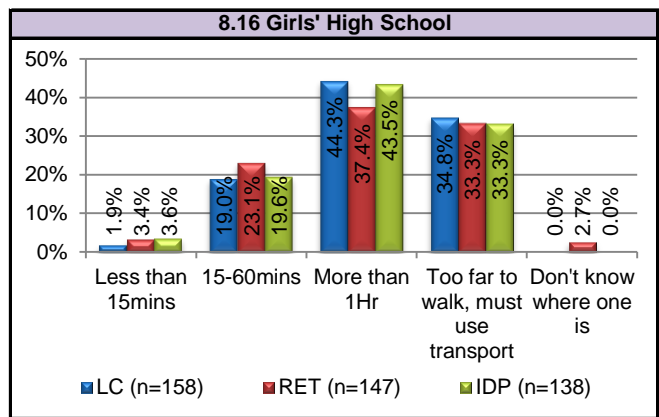
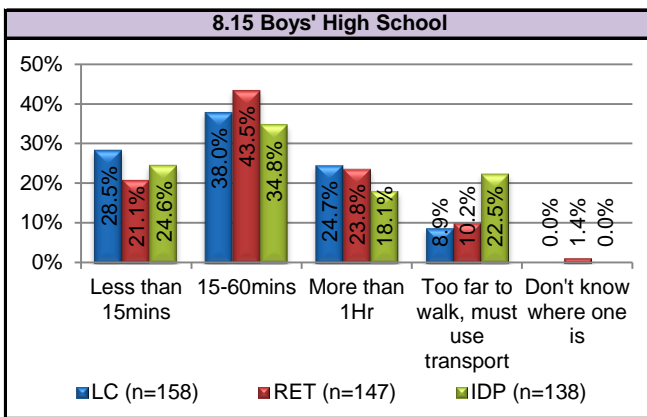
High Return Area Community Profile		<b>Tera Bagh, Gardez, Paktya</b>						Date generated dd / mm / yyyy			
								<b>30/09/2012</b>			
HRA Code		<b>48</b>			Completion Percentage			<b>100%</b>			
Country	<b>93</b>	<b>Afghanistan</b>	Province	<b>9312</b>	<b>Paktya</b>	District	<b>931201</b>	<b>Gardez</b>	UN Region	<b>SE</b>	<b>Southeast</b>



High Return Area Community Profile	<b>Tera Bagh, Gardez, Paktya</b>						Date generated dd / mm / yyyy				
							<b>30/09/2012</b>				
HRA Code	<b>48</b>						Completion Percentage		<b>100%</b>		
Country	<b>93</b>	<b>Afghanistan</b>	Province	<b>9312</b>	<b>Paktya</b>	District	<b>931201</b>	<b>Gardez</b>	UN Region	<b>SE</b>	<b>Southeast</b>



High Return Area Community Profile	<b>Tera Bagh, Gardez, Paktya</b>							Date generated dd / mm / yyyy			
								<b>30/09/2012</b>			
HRA Code	<b>48</b>			Completion Percentage			<b>100%</b>				
Country	<b>93</b>	<b>Afghanistan</b>	Province	<b>9312</b>	<b>Paktya</b>	District	<b>931201</b>	<b>Gardez</b>	UN Region	<b>SE</b>	<b>Southeast</b>





High Return Area Community Profile		<b>Tera Bagh, Gardez, Paktya</b>						Date generated dd / mm / yyyy			
								<b>30/09/2012</b>			
HRA Code		<b>48</b>			Completion Percentage			<b>100%</b>			
Country	<b>93</b>	<b>Afghanistan</b>	Province	<b>9312</b>	<b>Paktya</b>	District	<b>931201</b>	<b>Gardez</b>	UN Region	<b>SE</b>	<b>Southeast</b>

## 9. EDUCATION PROFILE

### Summary

Among those aged five years and over, 36.6% of the local community, 42.0% of returnees and 44.4% of IDPs reported to be literate. Of these, 57.3% of local community males, 61.8% of returnee males and 63.7% of IDP males reported to be literate. Similarly, 13.5% of local community females, 19.2% of returnee females and 22.2% of IDP females reported to be literate.

Among adults aged eighteen years and over, 92.7% of local community males, 91.8% of returnee males and 85.8% of IDP males did not achieve any school grade. Similarly, approximately all females across all three groups had not achieved any school grade.

Among males aged 6 to 24 years, 60.3% of local community males, 64.0% of returnee males and 63.7% of IDPs males reported to be currently attending school. Among females aged 6 to 24 years, 19.2% of local community females, 26.3% of returnee females and 34.4% of IDP females reported to be currently attending school. The main reason for not attending school given by those aged 6 to 24 years across all three groups was because family didn't allow them. Furthermore, 22.0% of local community members, 16.1% of returnee members and 17.2% of IDP members of those aged 6 to 24 years stated that they cannot attend school because they didn't like school or didn't learn enough. A further, 7.4% of those aged 6 to 24 years across all three groups didn't attend school because there is no school or it is too far.

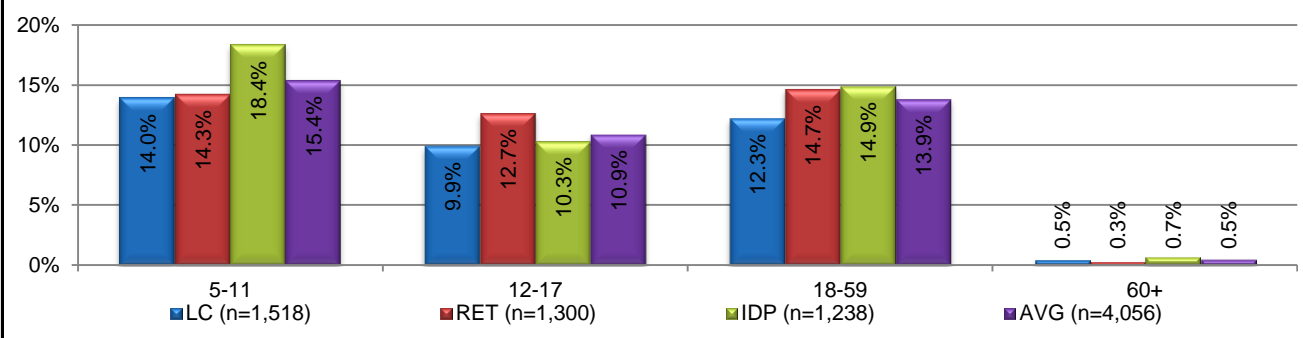
### 9.1 Male literacy rate within each age group by household type

	Male	Age Group				Total
		5-11	12-17	18-59	60+	
LC	Total	189	148	419	45	801
	Yes	156	122	174	7	459
	%	82.5%	82.4%	41.5%	15.6%	57.3%
RET	Total	154	141	367	34	696
	Yes	123	127	176	4	430
	%	79.9%	90.1%	48.0%	11.8%	61.8%
IDP	Total	150	126	353	33	662
	Yes	134	106	175	7	422
	%	89.3%	84.1%	49.6%	21.2%	63.7%
ALL	Total	493	415	1139	112	2159
	Yes	413	355	525	18	1311
	%	83.8%	85.5%	46.1%	16.1%	60.7%

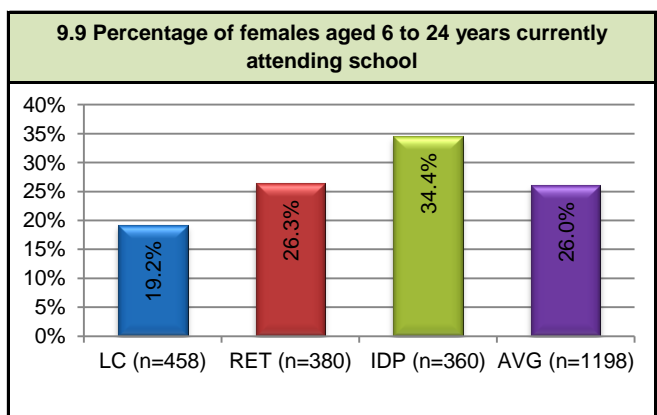
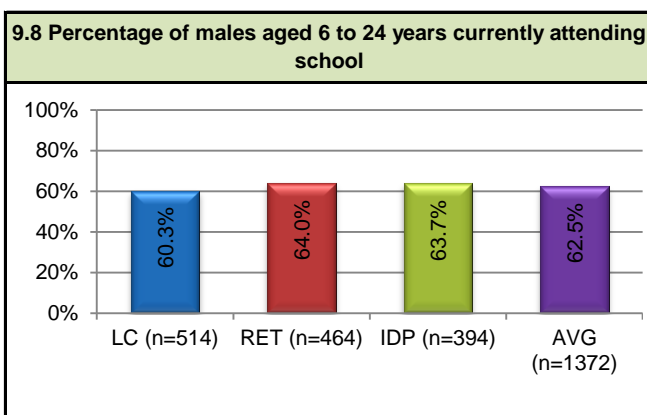
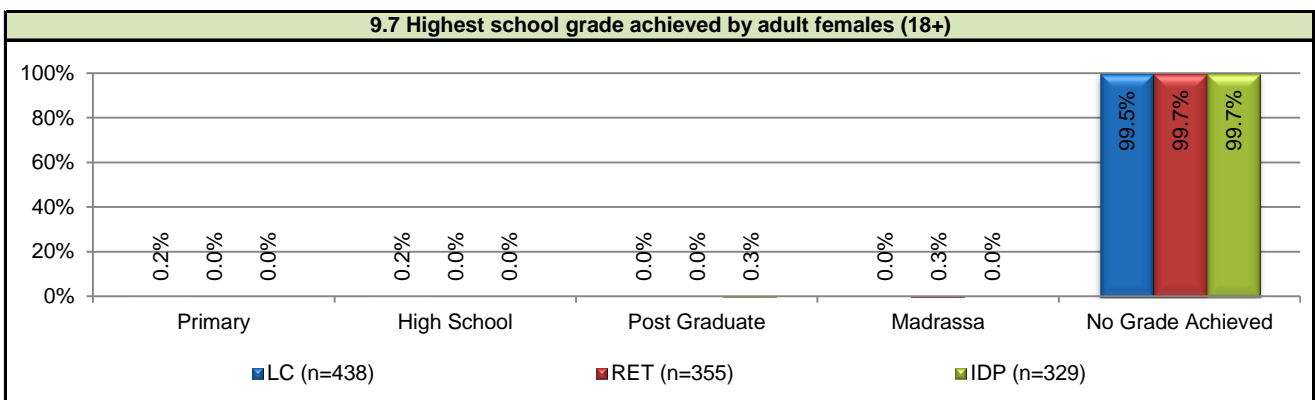
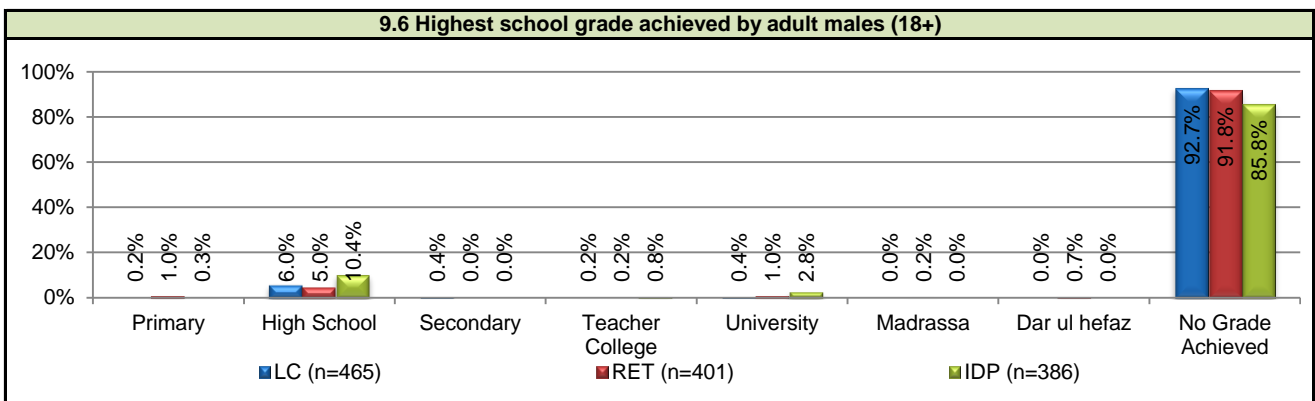
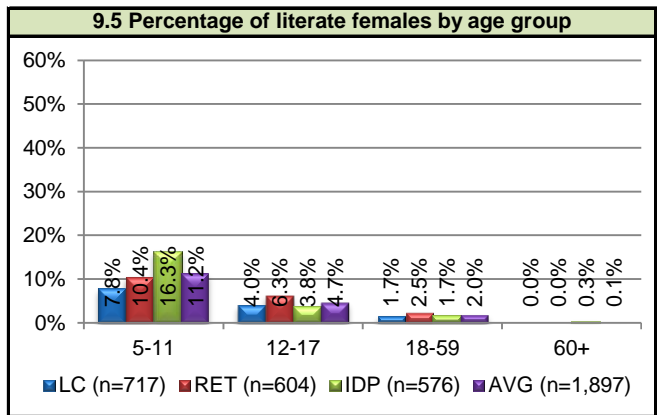
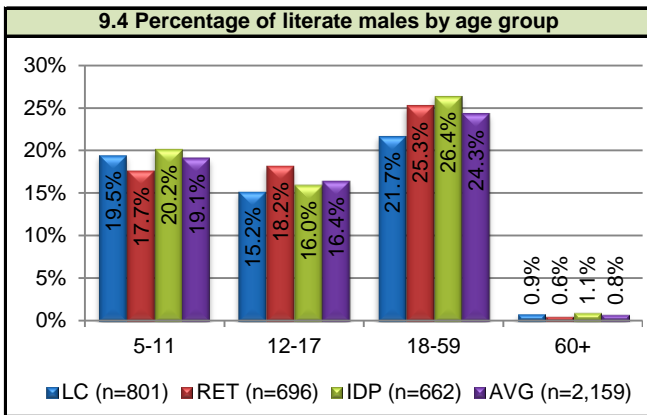
### 9.2 Female literacy rate within each age group by household type

	Female	Age Group				Total
		5-11	12-17	18-59	60+	
LC	Total	136	143	408	30	717
	Yes	56	29	12	0	97
	%	41.2%	20.3%	2.9%	0.0%	13.5%
RET	Total	128	121	331	24	604
	Yes	63	38	15	0	116
	%	49.2%	31.4%	4.5%	0.0%	19.2%
IDP	Total	148	100	307	21	576
	Yes	94	22	10	2	128
	%	63.5%	22.0%	3.3%	9.5%	22.2%
ALL	Total	412	364	1046	75	1897
	Yes	213	89	37	2	341
	%	51.7%	24.5%	3.5%	2.7%	18.0%

### 9.3 Age distribution of literate household members

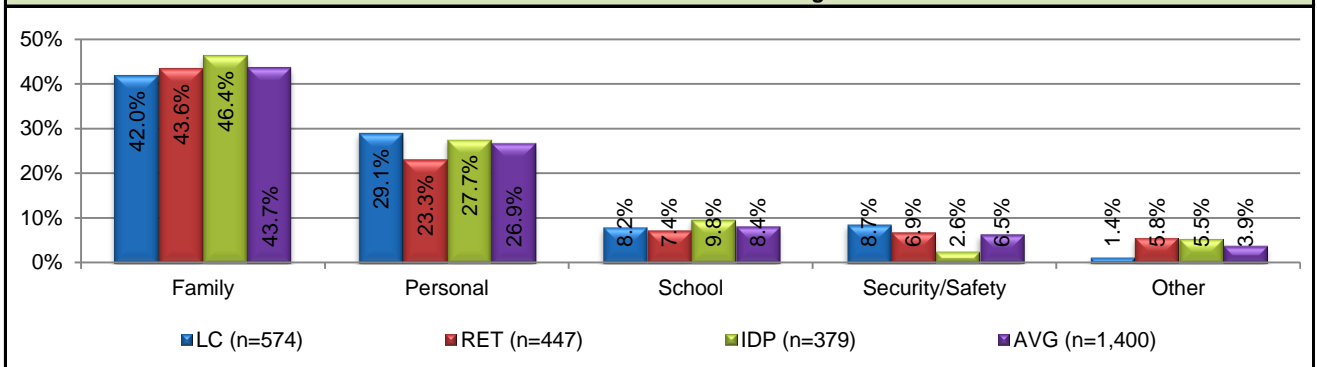


High Return Area Community Profile	<b>Tera Bagh, Gardez, Paktya</b>							Date generated dd / mm / yyyy			
								<b>30/09/2012</b>			
HRA Code	<b>48</b>				Completion Percentage			<b>100%</b>			
Country	<b>93</b>	<b>Afghanistan</b>	Province	<b>9312</b>	<b>Paktya</b>	District	<b>931201</b>	<b>Gardez</b>	UN Region	<b>SE</b>	<b>Southeast</b>

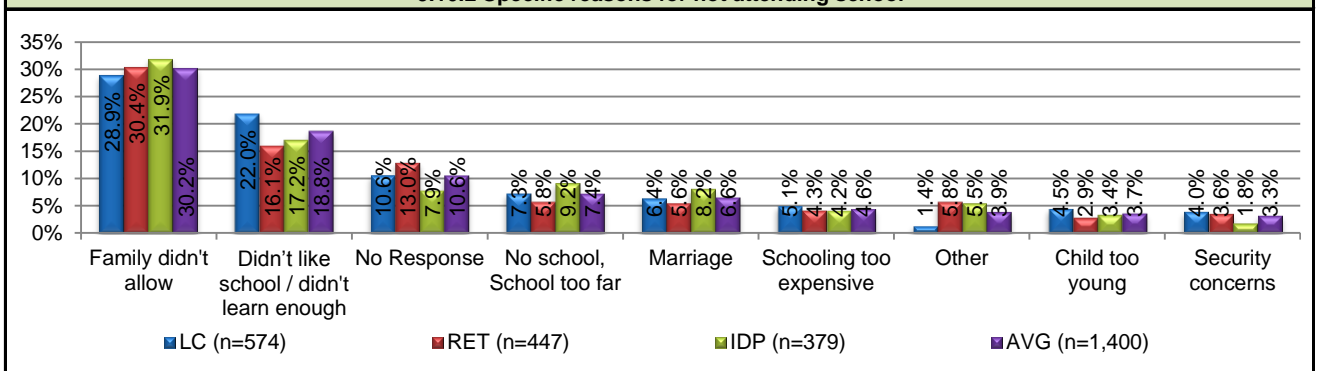


High Return Area Community Profile	<b>Tera Bagh, Gardez, Paktya</b>								Date generated dd / mm / yyyy		
									<b>30/09/2012</b>		
HRA Code	<b>48</b>				Completion Percentage				<b>100%</b>		
Country	<b>93</b>	<b>Afghanistan</b>	Province	<b>9312</b>	<b>Paktya</b>	District	<b>931201</b>	<b>Gardez</b>	UN Region	<b>SE</b>	<b>Southeast</b>

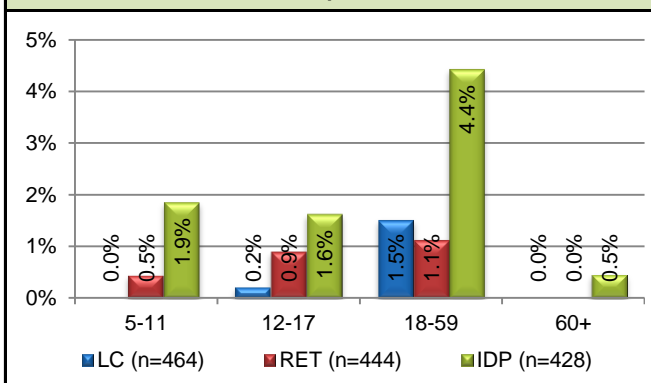
### 9.10.1 General reasons for not attending school



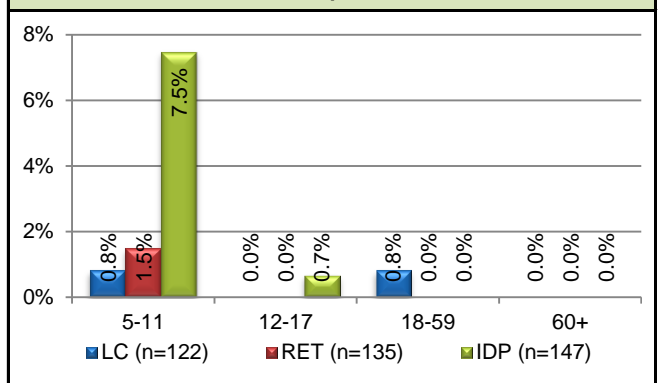
### 9.10.2 Specific reasons for not attending school



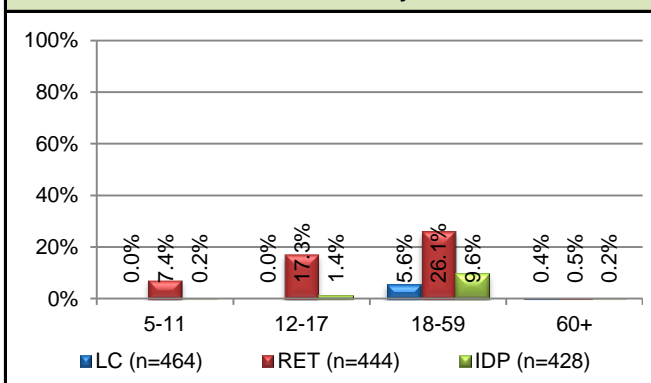
### 9.11 Age distribution of males who received education in another province



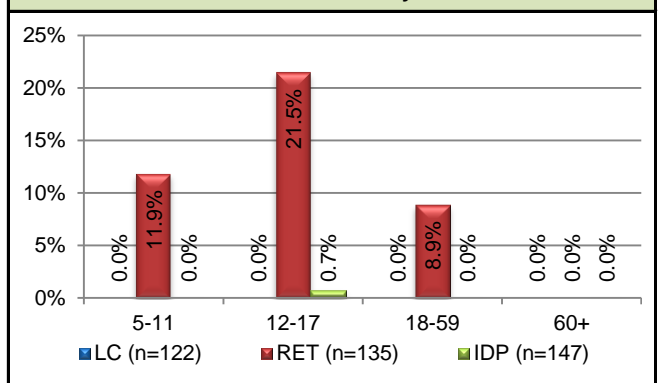
### 9.12 Age distribution of females who received education in another province



### 9.13 Age distribution of males who received education in another country



### 9.14 Age distribution of females who received education in another country



High Return Area Community Profile	<b>Tera Bagh, Gardez, Paktya</b>								Date generated dd / mm / yyyy		
									30/09/2012		
HRA Code	48				Completion Percentage				100%		
Country	93	Afghanistan	Province	9312	Paktya	District	931201	Gardez	UN Region	SE	Southeast

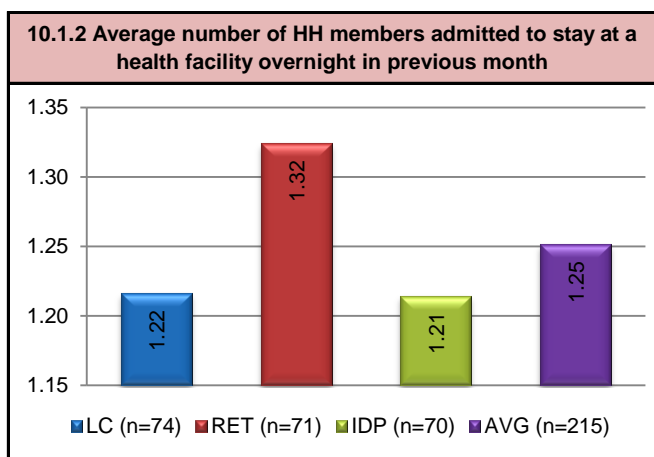
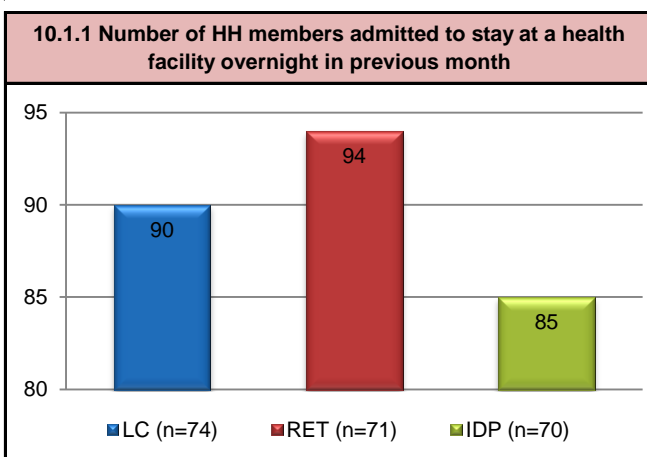
**10. HEALTH PROFILE**

**Summary**

46.8% of local community households, 48.3% of returnee and 50.7% of IDP households had between one and two household members admitted to a health facility as an inpatient over the course of the previous month. 78.5% of local community, 75.5% of returnee and 67.4% of IDP households also had at least one member receive care from a health provider, a pharmacy or traditional healer without having to stay overnight. The private health facility was visited most by all three household groups, followed by the Regional Hospital and National Hospital. The most common reasons for seeking medical treatment by local community households were infectious problems (21.2%), respiratory problems (17.4%), digestive problems (14.7%) and communicable problems (10.9%). Similarly, for returnee households the most common reasons were respiratory problems (16.0%), infectious problems (15.4%), digestive problems (15.4%) and communicable problems (8.6%). Among IDP households, the main reasons for seeking medical treatment were infectious diseases (22.5%), respiratory problems (15.5%), and treatment of digestive problems (14.8%).

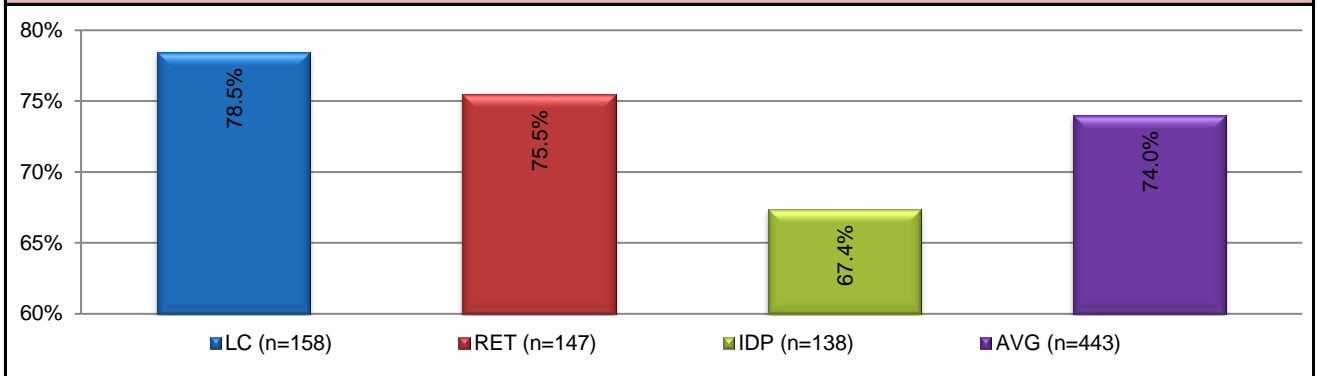
Of the 1,224 females aged 13-49 years that were included in the survey, a total of 220 were reported to be married among local community households (n=92), returnee households (n=89) and IDP households (n=39). Based on this data, the average number of births stands at 3.4 for local community females, 3.6 for returnee females and 3.6 for IDP females. Correspondingly, the average number of infant/child deaths is 0.3 for local community females, 0.3 for returnee females and 0.3 for IDP females. Of the 207 females aged 13-49 years that have given birth, 87.4% of local community females, 81.9 of returnee and 56.8% of IDP females received antenatal care during their last pregnancy with an average of 1.48 antenatal care visits per mother, and 21.8% had the assistance of a midwife during delivery.

With regard to children under the age of five, 81.7% of local community children, 77.8% of returnee children and 54.4% of IDP children have been registered with the civil authorities. Over the course of the previous month, 89.5% of local community under-fives, 88.0% of returnee under-fives and 88.2% of IDP under-fives have received a Vitamin A capsule, and 41.2% of local community children, 47.0% of returnee children and 41.2% of IDP children have suffered from diarrhea. Furthermore, 34.0% of local community children, 33.3% of returnee children, and 33.8% of IDP children have a persistent cough.

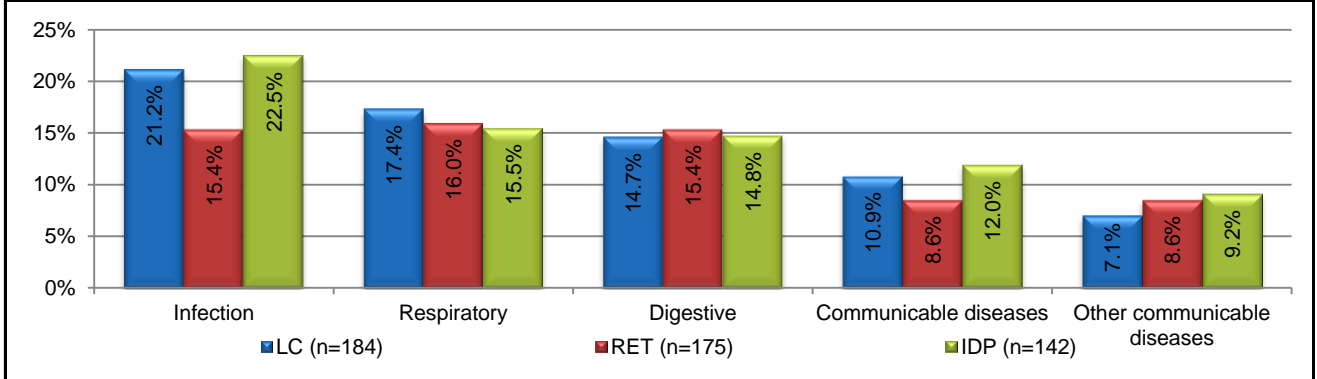


High Return Area Community Profile		<b>Tera Bagh, Gardez, Paktya</b>						Date generated dd / mm / yyyy			
								<b>30/09/2012</b>			
HRA Code		<b>48</b>			Completion Percentage			<b>100%</b>			
Country	<b>93</b>	<b>Afghanistan</b>	Province	<b>9312</b>	<b>Paktya</b>	District	<b>931201</b>	<b>Gardez</b>	UN Region	<b>SE</b>	<b>Southeast</b>

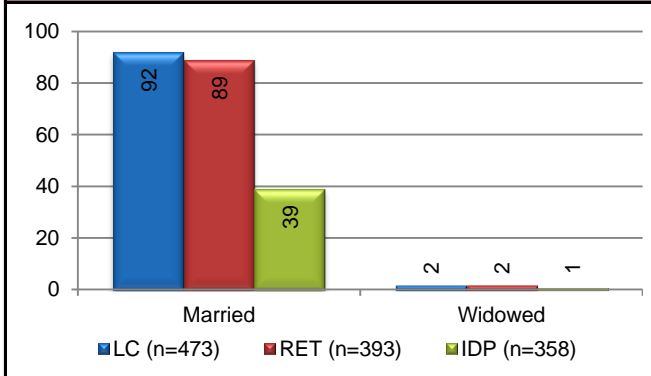
### 10.1.3 Percentage of HHs with at least one member who sought treatment from a health provider, a pharmacy or traditional healer without staying overnight



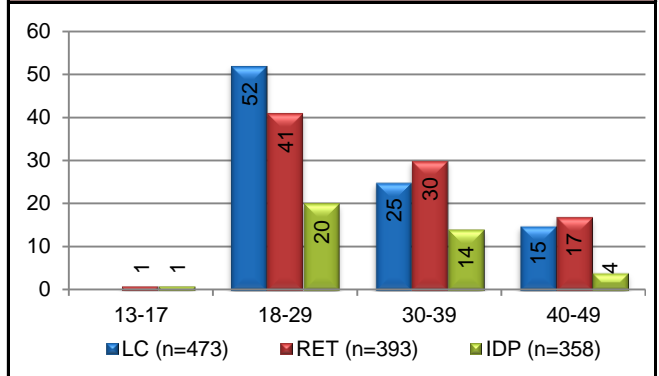
### 10.1.4 Reasons for seeking treatment



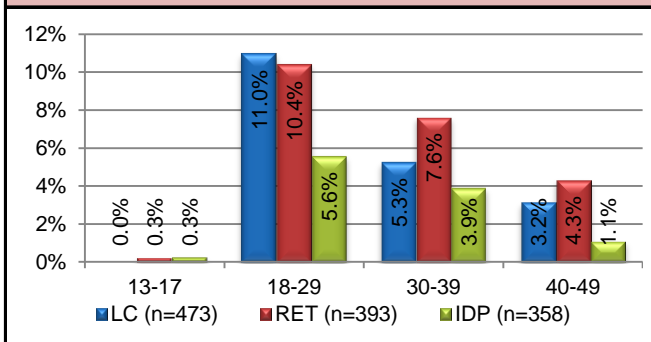
### 10.2.1 Number of married women who completed survey



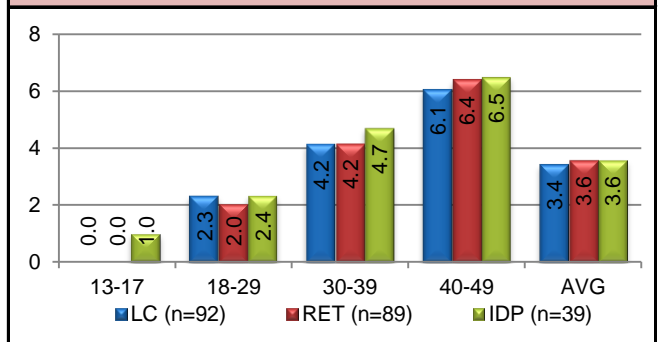
### 10.2.2 Age distribution of married women who completed survey



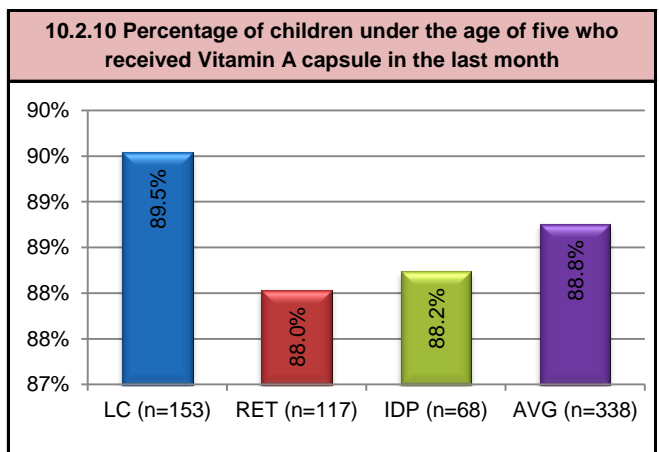
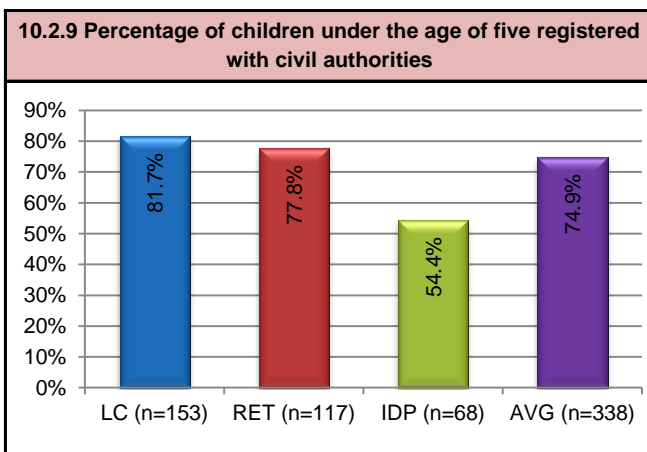
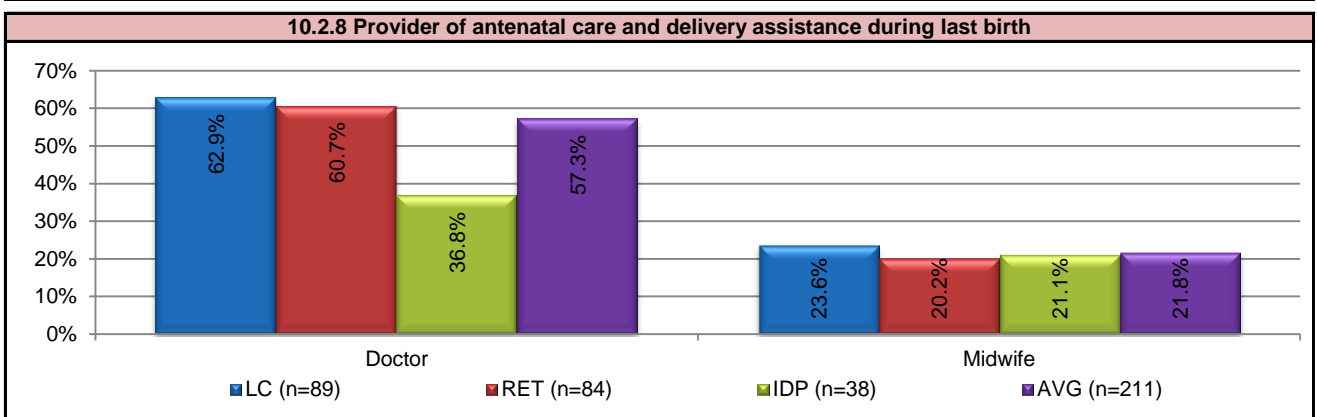
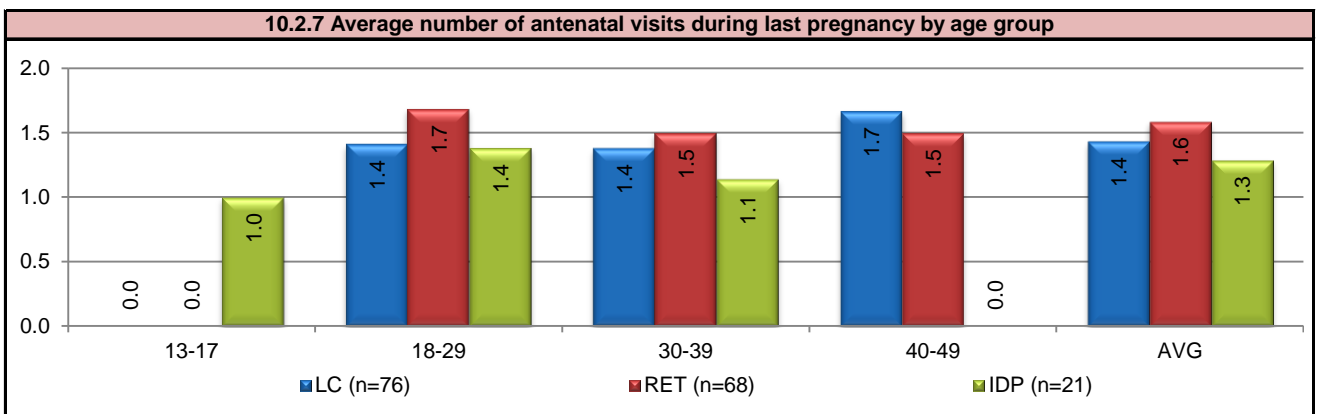
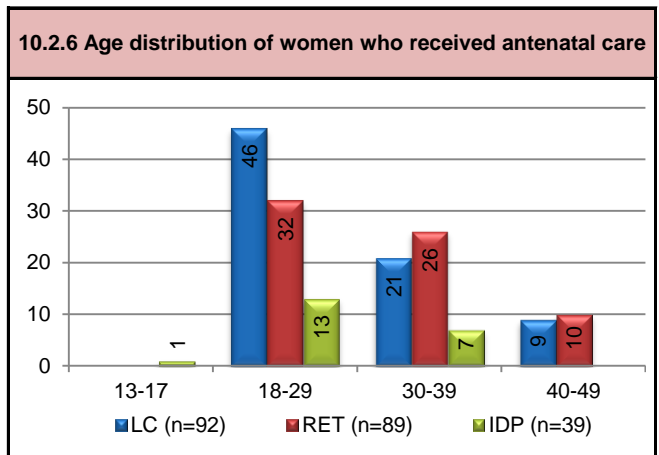
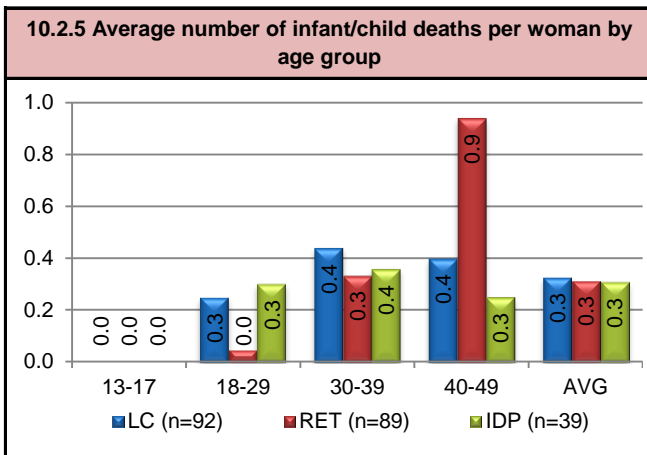
### 10.2.3 Percentage of overall number of married women aged 13-49 years who completed survey



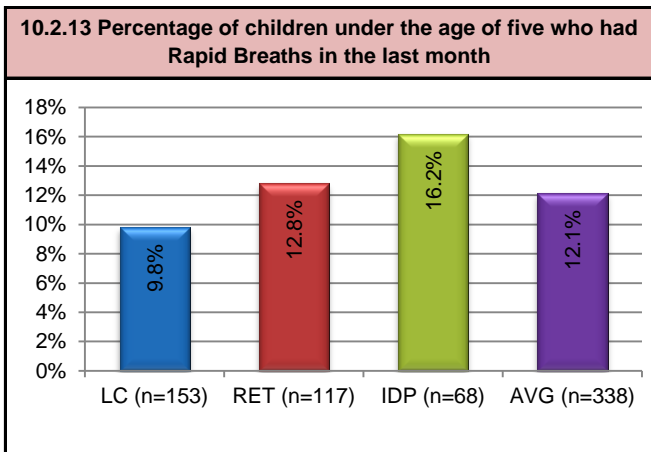
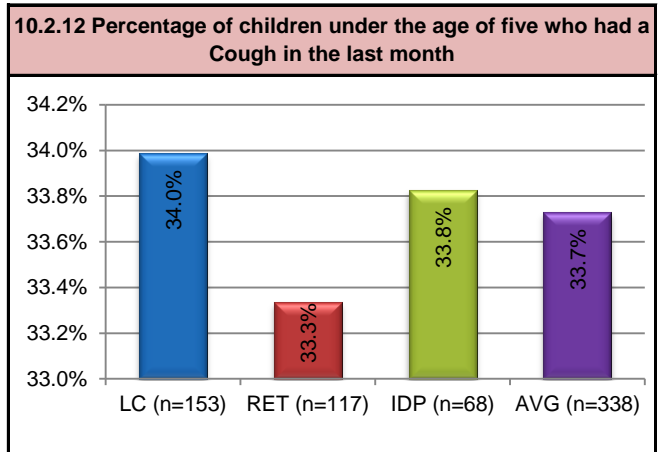
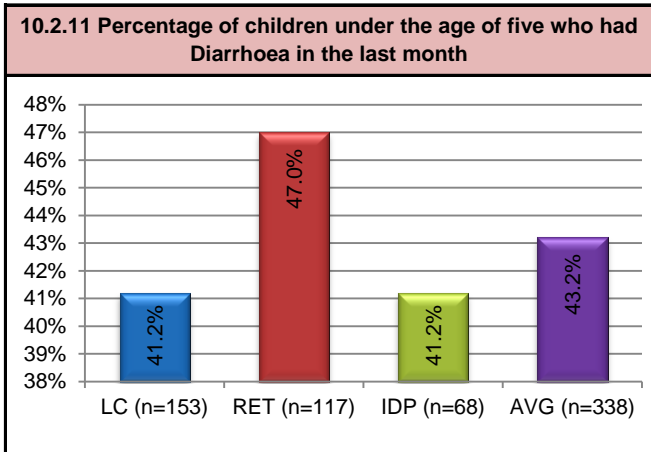
### 10.2.4 Average number of births per woman by age group



High Return Area Community Profile	<b>Tera Bagh, Gardez, Paktya</b>								Date generated dd / mm / yyyy		
									<b>30/09/2012</b>		
HRA Code	<b>48</b>				Completion Percentage			<b>100%</b>			
Country	<b>93</b>	<b>Afghanistan</b>	Province	<b>9312</b>	<b>Paktya</b>	District	<b>931201</b>	<b>Gardez</b>	UN Region	<b>SE</b>	<b>Southeast</b>



High Return Area Community Profile	<b>Tera Bagh, Gardez, Paktya</b>								Date generated dd / mm / yyyy		
									<b>30/09/2012</b>		
HRA Code	<b>48</b>				Completion Percentage			<b>100%</b>			
Country	<b>93</b>	<b>Afghanistan</b>	Province	<b>9312</b>	<b>Paktya</b>	District	<b>931201</b>	<b>Gardez</b>	UN Region	<b>SE</b>	<b>Southeast</b>



High Return Area Community Profile	<b>Tera Bagh, Gardez, Paktya</b>								Date generated dd / mm / yyyy		
									30/09/2012		
HRA Code	48				Completion Percentage				100%		
Country	93	Afghanistan	Province	9312	Paktya	District	931201	Gardez	UN Region	SE	Southeast

**11. HOUSEHOLD SHOCKS AND COPING STRATEGIES**

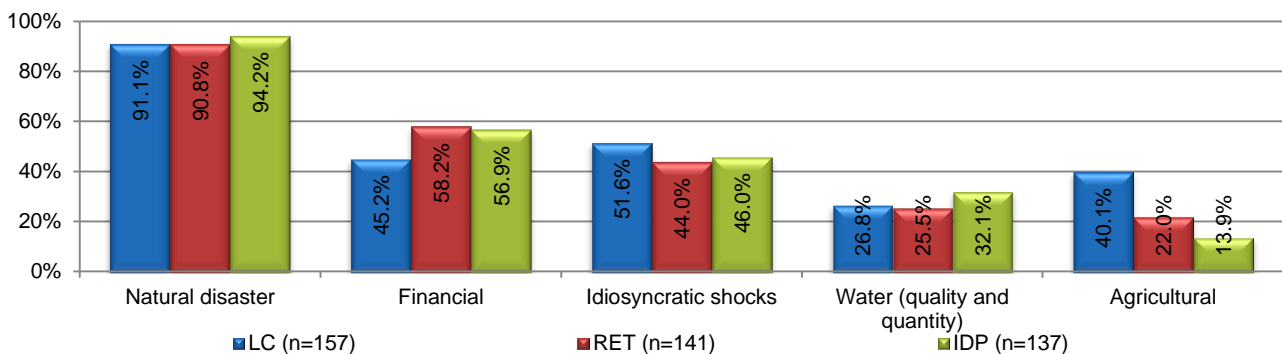
**Summary**

Among local community households, three-fifths (64.6%) have suffered severe winter conditions. A further, two-fifths (38.6%) of local community households have been affected by unusually high increases in food prices, two-fifths (41.8%) by heavy rains preventing work, over one-quarter (27.2%) by death or serious illness of other household member and 22.2% by late damaging frosts. Over two-thirds (69.0%) of local community households decreased expenditures and received help from others in the community, one-third (32.3%) purchased food on credit from traders, 20.3% took loans and 13.3% reduced quantity of diet to overcome the shocks faced.

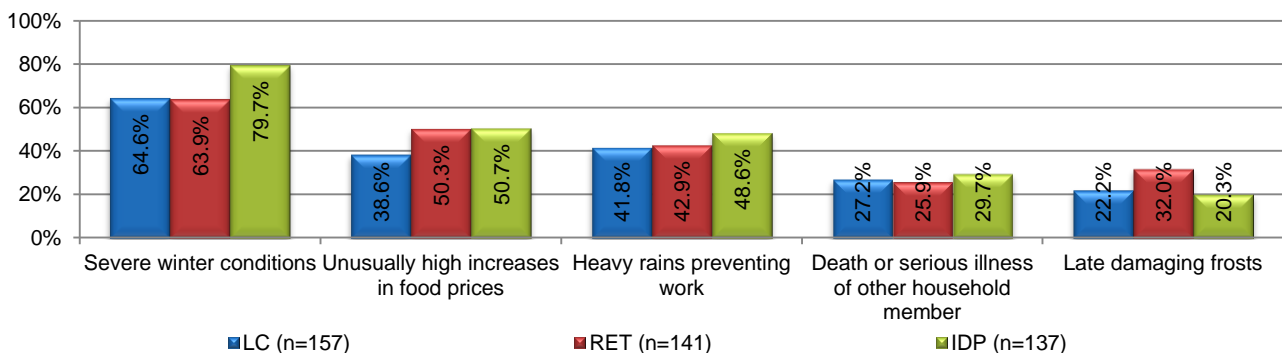
Among returnee households, three-fifths (63.9%) have suffered severe winter conditions. A further, two-quarters (50.3%) of returnee households have been affected by unusually high increases in food prices, two-fifths (42.9%) by heavy rains preventing work, one-quarter (25.9%) by death or serious illness of other household member and one-third (32.0%) by late damaging frosts. Over two-thirds (68.7%) of returnee households decreased expenditures, two-quarters (52.4%) received help from others in the community, two-fifths (41.5%) purchased food on credit from traders, over one-quarter (27.2%) took loans and 17.7% reduced quantity of diet to overcome the shocks faced.

Among IDP households, four-fifths (79.7%) have suffered severe winter conditions. A further, two-quarters (50.7%) of IDP households have been affected by unusually high increases in food prices, two-fifths (48.6%) by heavy rains preventing work, over one-quarter (29.7%) by death or serious illness of other household member and one-fifths (20.3%) by late damaging frosts. Approximately (72.5%) of IDP households decreased expenditures, over two-thirds (69.6%) received help from others in the community, one-fifths (20.3%) purchased food on credit from traders, over one-quarter (30.4%) took loans and 15.9% reduced quantity of diet to overcome the shocks faced.

**11.1 General household shocks in 1390**

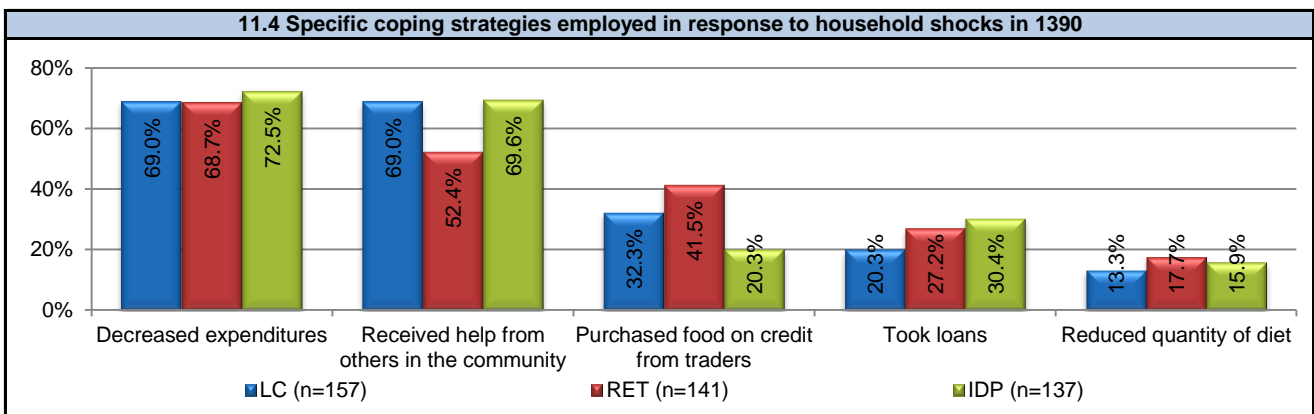
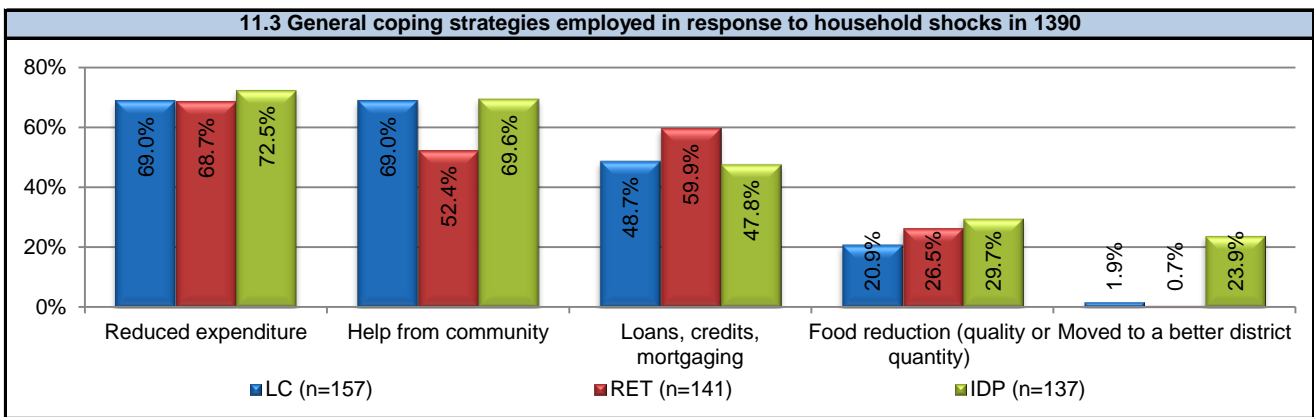


**11.2 Specific household shocks in 1390**





High Return Area Community Profile	<b>Tera Bagh, Gardez, Paktya</b>								Date generated dd / mm / yyyy		
									<b>30/09/2012</b>		
HRA Code	<b>48</b>				Completion Percentage				<b>100%</b>		
Country	<b>93</b>	<b>Afghanistan</b>	Province	<b>9312</b>	<b>Paktya</b>	District	<b>931201</b>	<b>Gardez</b>	UN Region	<b>SE</b>	<b>Southeast</b>



High Return Area Community Profile		<b>Tera Bagh, Gardez, Paktya</b>							Date generated dd / mm / yyyy		
									<b>30/09/2012</b>		
HRA Code		<b>48</b>			Completion Percentage				<b>100%</b>		
Country	<b>93</b>	<b>Afghanistan</b>	Province	<b>9312</b>	<b>Paktya</b>	District	<b>931201</b>	<b>Gardez</b>	UN Region	<b>SE</b>	<b>Southeast</b>

**12. PROTECTION PROFILE**

**Summary**

Of the 443 households surveyed, 80.5% had an adult male aged 18-59 years as head of household. The head of household of one local community household, one returnee household and two IDP households were a male aged 12-17 years. Moreover, one local community household and one returnee household have an adult female aged 18-59 years as head of household. A total of 82 households had an elderly (aged 60+) head of household of whom none were female. Three local community households, three returnee households and three IDP household were headed by a widow or widower.

Two local community males and eight females, one returnee male and six females and three IDP males and eight females aged 13-17 years was reported to be married. Among married adults, a total of 82 local community females, 65 returnee and 31 IDP females reported to have been under-18 years of age at the time of marriage.

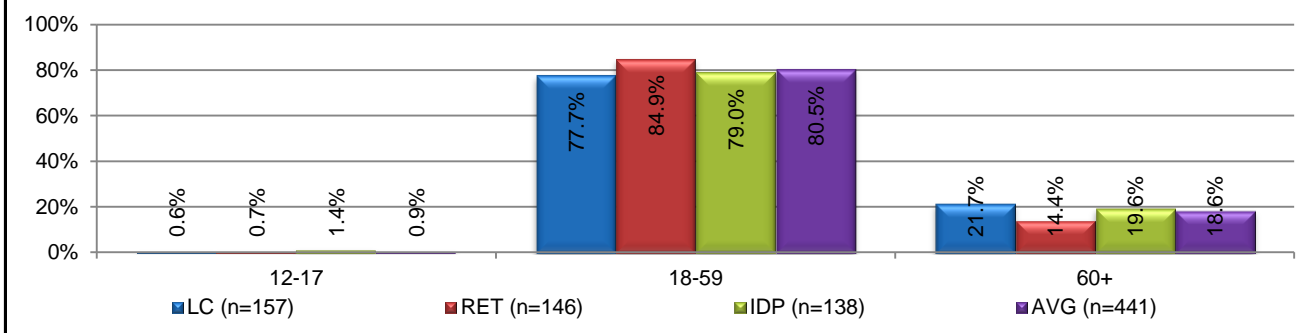
Five local community households and four returnee households contained more than one wife.

The survey found 147 people living with a disability of which 61.2% were male. The most common disabilities were reported to be either physical (44.9%) or sensory (16.3%) in nature. 72.1% of disabled local community, 58.1% of disabled returnees and 60.5% of disabled IDPs were adults aged 18-59 years. 13.1% of disabled people in local community households, 13.9% of disabled people in returnee households and 13.9% of disabled people in IDP households were aged 60 years and over.

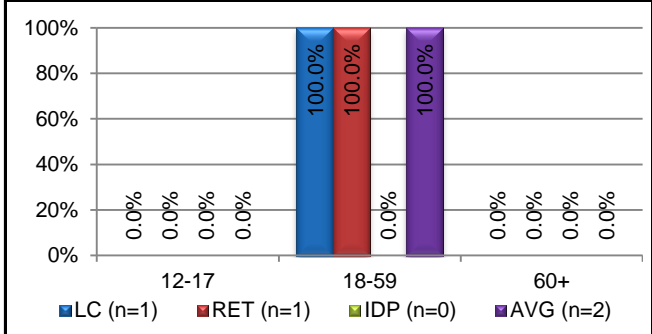
Of the 813 females aged 6-17 years, 51.4% of IDP females, 66.2% of local community females and 56.6% of returnee females are currently not attending school.

**12.1 Vulnerable Groups**

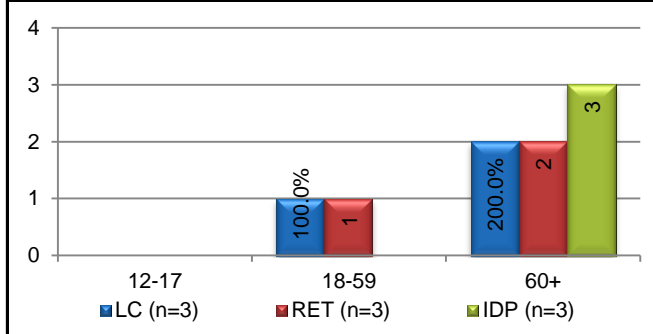
**12.1.1 Age distribution of male heads of household**



**12.1.2 Age distribution of female heads of household**

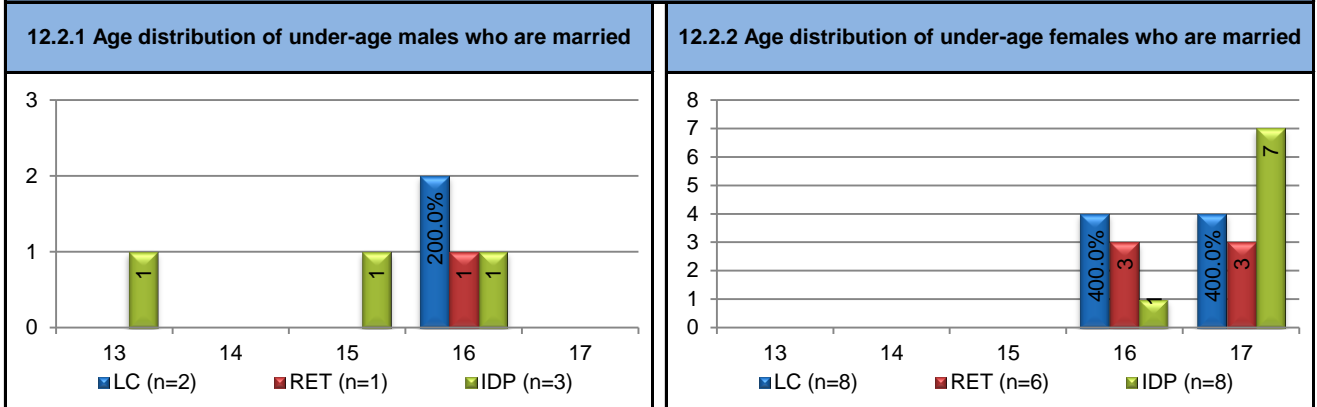


**12.1.3 Age distribution of widowed heads of household**

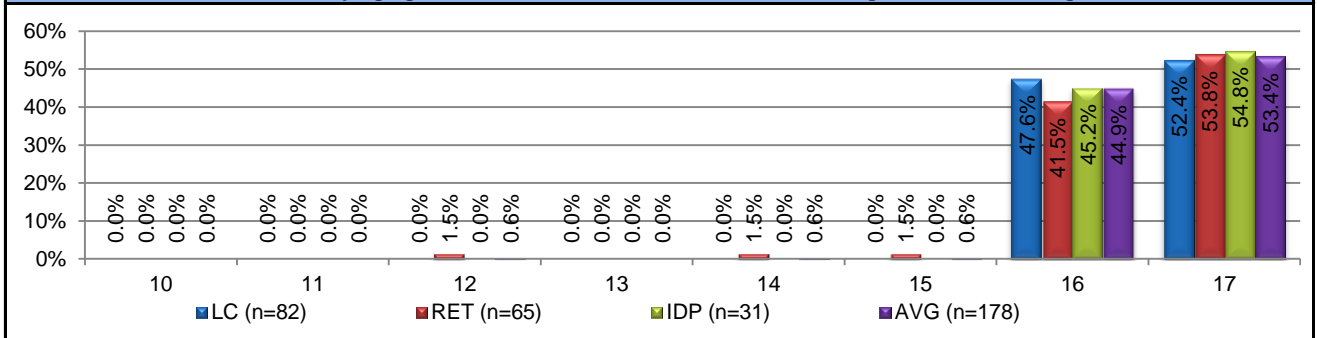


High Return Area Community Profile	<b>Tera Bagh, Gardez, Paktya</b>								Date generated dd / mm / yyyy		
									<b>30/09/2012</b>		
HRA Code	<b>48</b>				Completion Percentage				<b>100%</b>		
Country	<b>93</b>	<b>Afghanistan</b>	Province	<b>9312</b>	<b>Paktya</b>	District	<b>931201</b>	<b>Gardez</b>	UN Region	<b>SE</b>	<b>Southeast</b>

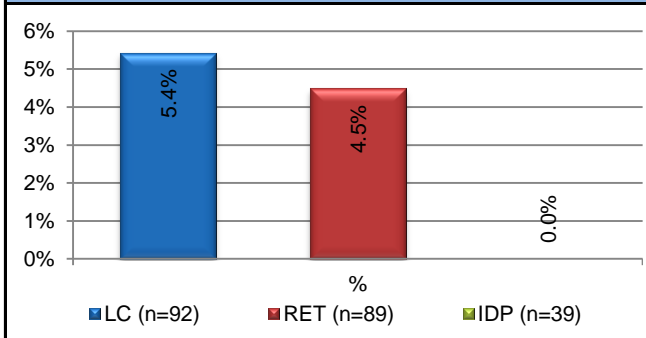
**12.2 Marital Status**



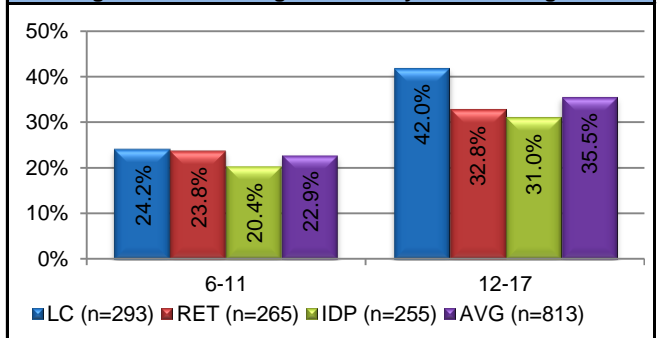
**12.2.3 Marrying age of married adult women who were under-age at time of marriage**



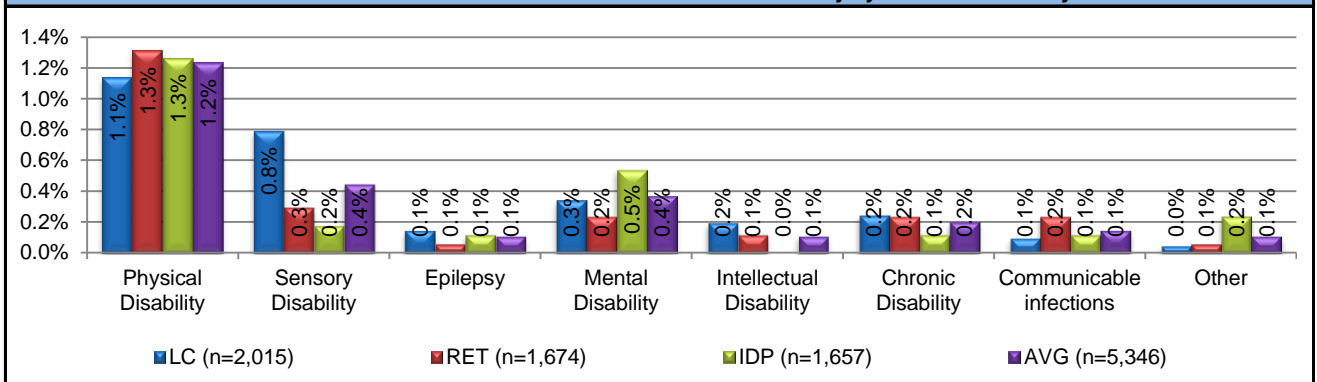
**12.2.4 Households with more than one wife**



**12.3 Age distribution of girls currently not attending school**



**12.4 Households with at least one member with a disability by nature of disability**



High Return Area Community Profile		<b>Tera Bagh, Gardez, Paktya</b>							Date generated dd / mm / yyyy		
									<b>30/09/2012</b>		
HRA Code		<b>48</b>			Completion Percentage				<b>100%</b>		
Country	<b>93</b>	<b>Afghanistan</b>	Province	<b>9312</b>	<b>Paktya</b>	District	<b>931201</b>	<b>Gardez</b>	UN Region	<b>SE</b>	<b>Southeast</b>

**13. Child Labour**

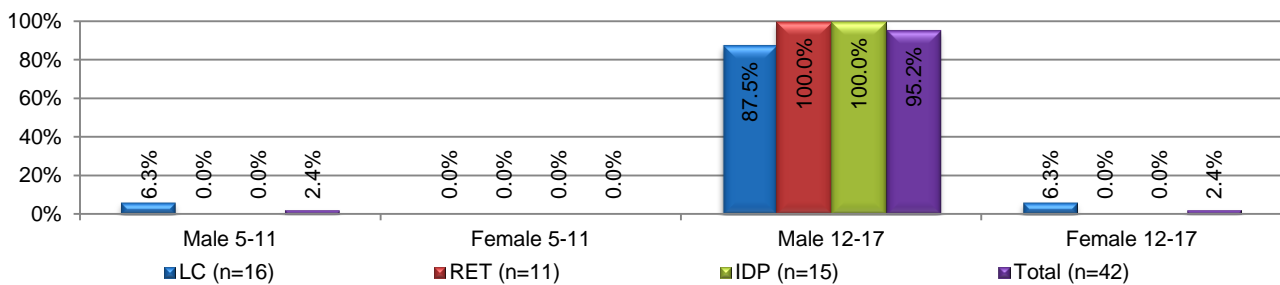
**Summary**

Among households surveyed, a total of 42 children were reported to be working and include 1 child aged 5-11 years and 15 children aged 12-17 years among local community households, 11 children aged 12-17 years among returnee families, and 15 children aged 12-17 years among IDP families.

Child workers belonging to local community households were reported to be working on average of 10.4 hours per day with 50.0% of them were reported to be self-employed and approximately 25% were both salaried worker and day labourers. Child workers belonging to returnee households were reported to be working an average of 10.1 hours per day with 54.5% of returnee child workers reported to be salaried workers and 27.3% were day labourers. Child workers of IDP families work an average of 9.1 hours per day and 53.3% were reported to be self-employed and 26.7% were day labourers.

Among local community households, industry and services sector both provide equal job opportunities. But among returnee households, services sector provides more job opportunities. On the contrary, industry sector is the main sector among IDP households.

**13.1 Distribution of child workers by age and gender**



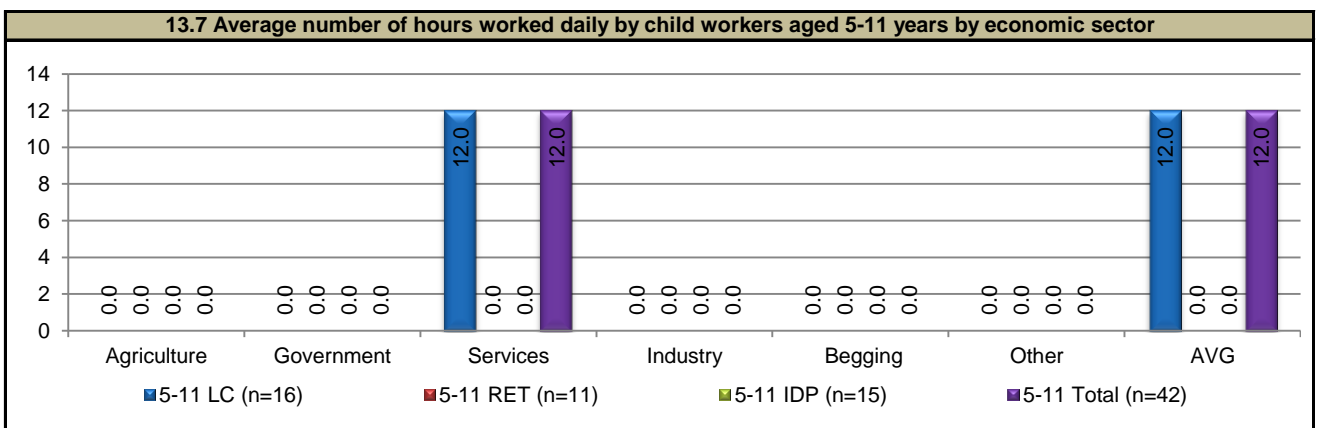
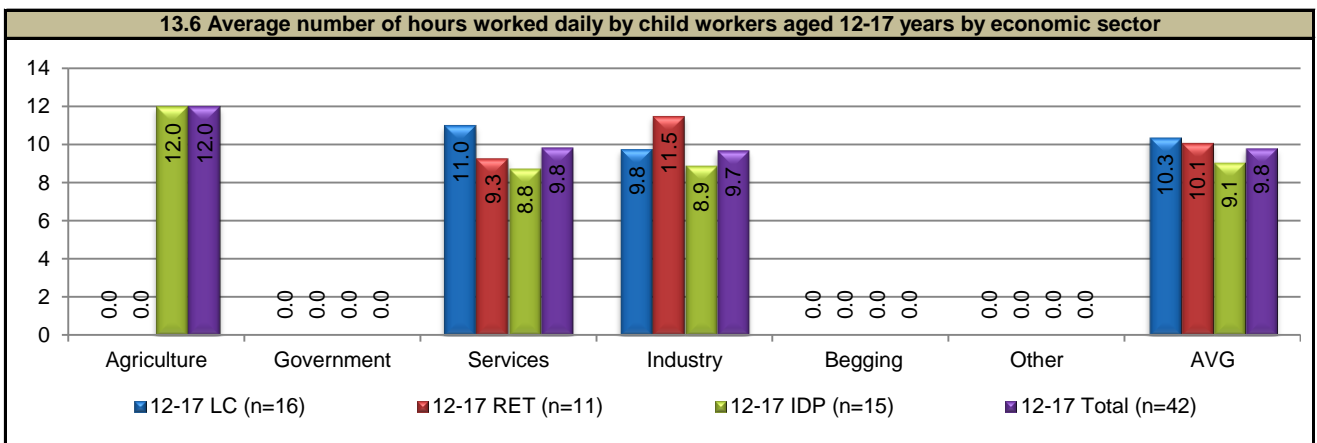
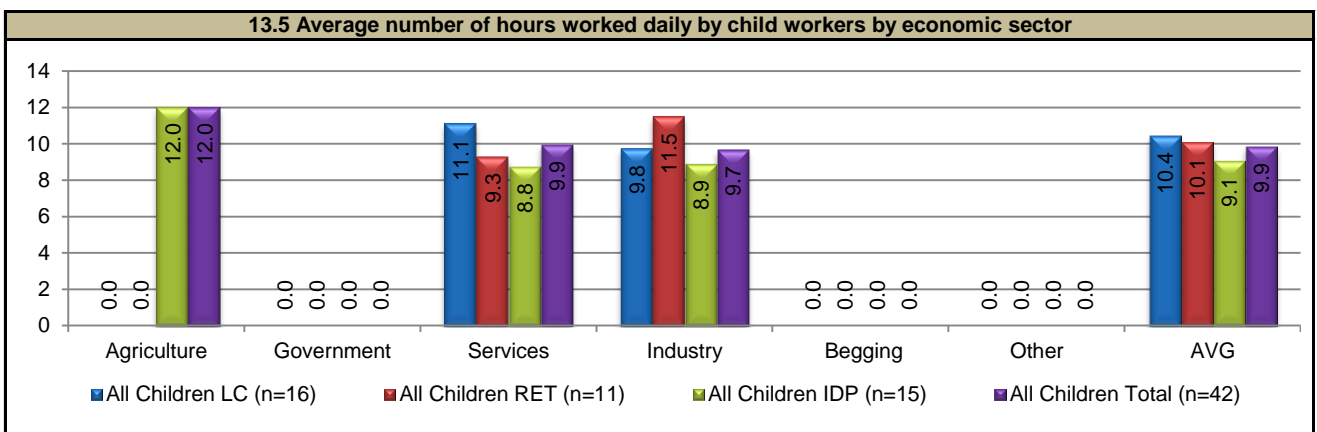
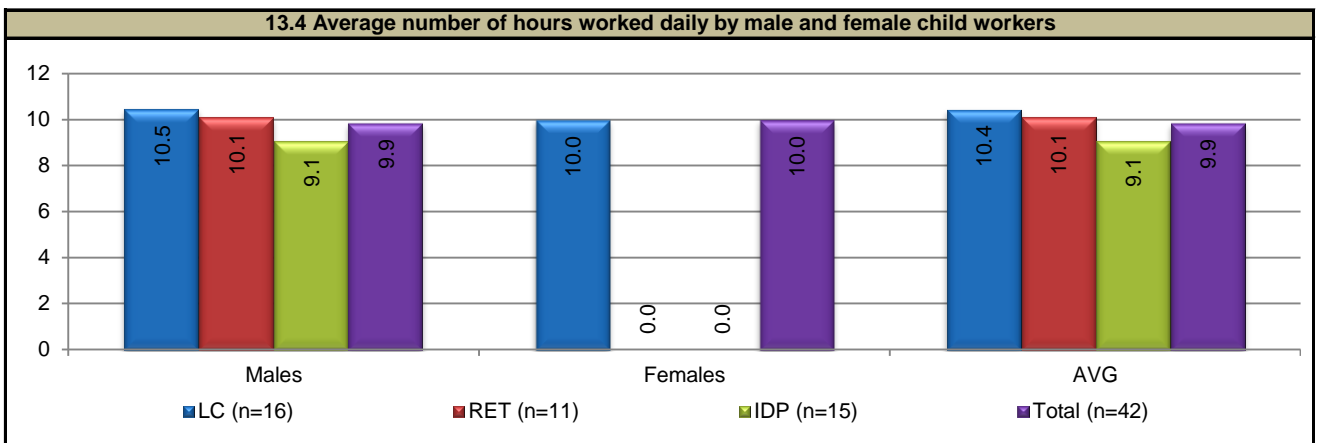
**13.2 Distribution of male child workers by age and sector**

Children Males	Age Group	Day Labourer		Salaried Worker		Self-Employed		Own Business		Unpaid Family		Total	
		Number	%	Number	%	Number	%	Number	%	Number	%	Number	%
LC (n=0)	5-11	0	0.0%	0	0.0%	1	100.0%	0	0.0%	0	0.0%	1	100.0%
	12-17	3	20.0%	4	26.7%	7	46.7%	0	0.0%	0	0.0%	14	93.3%
	<b>Total Children</b>	<b>3</b>	<b>18.8%</b>	<b>4</b>	<b>25.0%</b>	<b>8</b>	<b>50.0%</b>	<b>0</b>	<b>0.0%</b>	<b>0</b>	<b>0.0%</b>	<b>15</b>	<b>93.8%</b>
RET (n=26)	5-11	0	0.0%	0	0.0%	0	0.0%	0	0.0%	0	0.0%	0	0.0%
	12-17	3	27.3%	6	54.5%	2	18.2%	0	0.0%	0	0.0%	11	100.0%
	<b>Total Children</b>	<b>3</b>	<b>27.3%</b>	<b>6</b>	<b>54.5%</b>	<b>2</b>	<b>18.2%</b>	<b>0</b>	<b>0.0%</b>	<b>0</b>	<b>0.0%</b>	<b>11</b>	<b>100.0%</b>
IDP (n=22)	5-11	0	0.0%	0	0.0%	0	0.0%	0	0.0%	0	0.0%	0	0.0%
	12-17	4	26.7%	3	20.0%	8	53.3%	0	0.0%	0	0.0%	15	100.0%
	<b>Total Children</b>	<b>4</b>	<b>26.7%</b>	<b>3</b>	<b>20.0%</b>	<b>8</b>	<b>53.3%</b>	<b>0</b>	<b>0.0%</b>	<b>0</b>	<b>0.0%</b>	<b>15</b>	<b>100.0%</b>
Total (n=48)	5-11	0	0.0%	0	0.0%	1	100.0%	0	0.0%	0	0.0%	1	100.0%
	12-17	10	24.4%	13	31.7%	17	41.5%	0	0.0%	0	0.0%	40	97.6%
	<b>Total Children</b>	<b>10</b>	<b>23.8%</b>	<b>13</b>	<b>31.0%</b>	<b>18</b>	<b>42.9%</b>	<b>0</b>	<b>0.0%</b>	<b>0</b>	<b>0.0%</b>	<b>41</b>	<b>97.6%</b>

**13.3 Distribution of female child workers by age and sector**

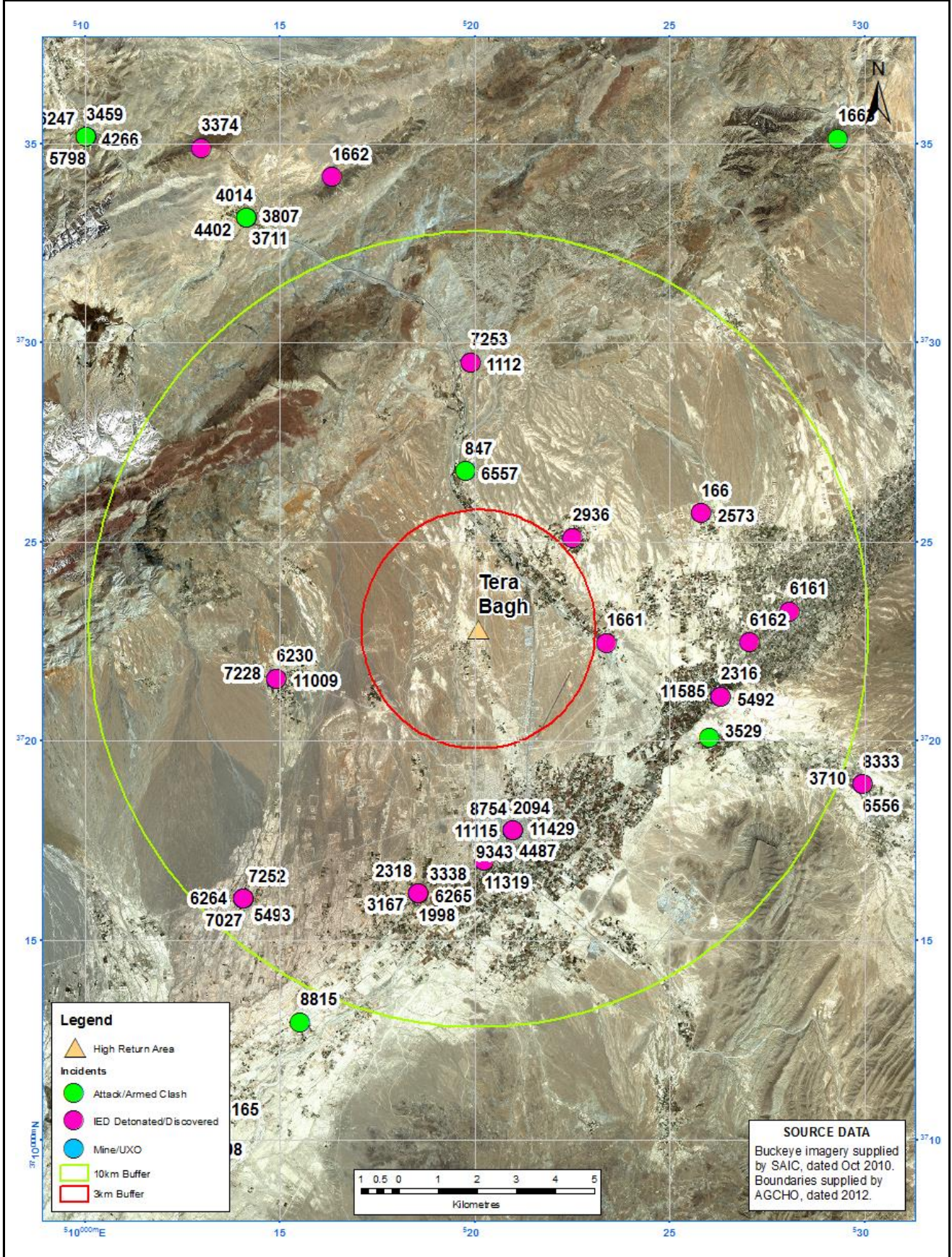
Children Females	Age Group	Day Labourer		Salaried Worker		Self-Employed		Own Business		Unpaid Family		Total	
		Number	%	Number	%	Number	%	Number	%	Number	%	Number	%
LC (n=0)	5-11	0	0.0%	0	0.0%	0	0.0%	0	0.0%	0	0.0%	0	0.0%
	12-17	1	6.7%	0	0.0%	0	0.0%	0	0.0%	0	0.0%	1	6.7%
	<b>Total Children</b>	<b>1</b>	<b>6.3%</b>	<b>0</b>	<b>0.0%</b>	<b>0</b>	<b>0.0%</b>	<b>0</b>	<b>0.0%</b>	<b>0</b>	<b>0.0%</b>	<b>1</b>	<b>6.3%</b>
RET (n=26)	5-11	0	0.0%	0	0.0%	0	0.0%	0	0.0%	0	0.0%	0	0.0%
	12-17	0	0.0%	0	0.0%	0	0.0%	0	0.0%	0	0.0%	0	0.0%
	<b>Total Children</b>	<b>0</b>	<b>0.0%</b>	<b>0</b>	<b>0.0%</b>	<b>0</b>	<b>0.0%</b>	<b>0</b>	<b>0.0%</b>	<b>0</b>	<b>0.0%</b>	<b>0</b>	<b>0.0%</b>
IDP (n=22)	5-11	0	0.0%	0	0.0%	0	0.0%	0	0.0%	0	0.0%	0	0.0%
	12-17	0	0.0%	0	0.0%	0	0.0%	0	0.0%	0	0.0%	0	0.0%
	<b>Total Children</b>	<b>0</b>	<b>0.0%</b>	<b>0</b>	<b>0.0%</b>	<b>0</b>	<b>0.0%</b>	<b>0</b>	<b>0.0%</b>	<b>0</b>	<b>0.0%</b>	<b>0</b>	<b>0.0%</b>
Total (n=48)	5-11	0	0.0%	0	0.0%	0	0.0%	0	0.0%	0	0.0%	0	0.0%
	12-17	1	2.4%	0	0.0%	0	0.0%	0	0.0%	0	0.0%	1	2.4%
	<b>Total Children</b>	<b>1</b>	<b>2.4%</b>	<b>0</b>	<b>0.0%</b>	<b>0</b>	<b>0.0%</b>	<b>0</b>	<b>0.0%</b>	<b>0</b>	<b>0.0%</b>	<b>1</b>	<b>2.4%</b>

High Return Area Community Profile		<b>Tera Bagh, Gardez, Paktya</b>							Date generated dd / mm / yyyy		
									<b>30/09/2012</b>		
HRA Code		<b>48</b>			Completion Percentage				<b>100%</b>		
Country	<b>93</b>	<b>Afghanistan</b>	Province	<b>9312</b>	<b>Paktya</b>	District	<b>931201</b>	<b>Gardez</b>	UN Region	<b>SE</b>	<b>Southeast</b>



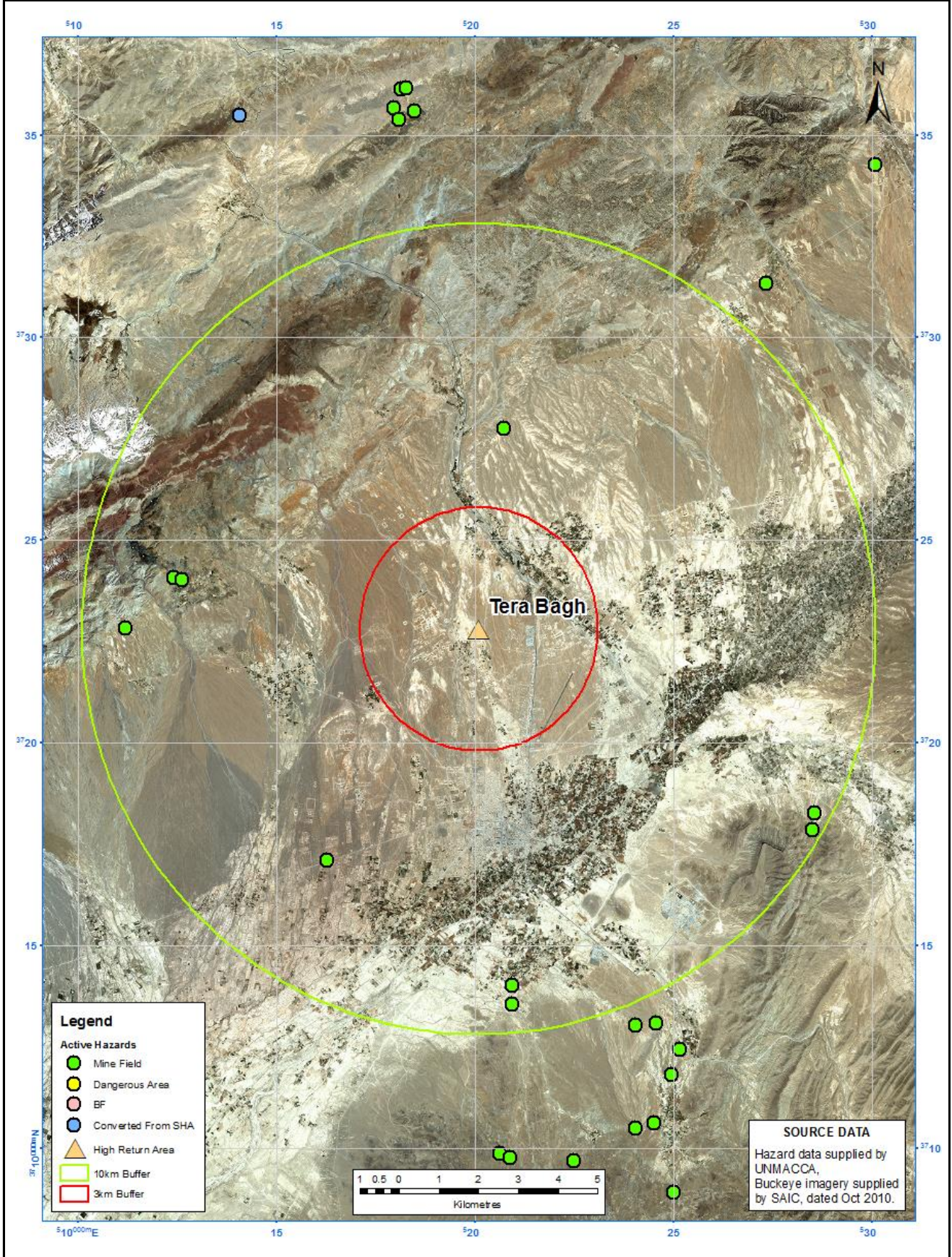
High Return Area Community Profile	<b>Tera Bagh, Gardez, Paktya</b>								Date generated dd / mm / yyyy		
									<b>30/09/2012</b>		
HRA Code	<b>48</b>				Completion Percentage			<b>100%</b>			
Country	<b>93</b>	<b>Afghanistan</b>	Province	<b>9312</b>	<b>Paktya</b>	District	<b>931201</b>	<b>Gardez</b>	UN Region	<b>SE</b>	<b>Southeast</b>

**14. SAFETY AND SECURITY - UNDSS Security Incidents - Apr to Nov 2012**



High Return Area Community Profile		<b>Tera Bagh, Gardez, Paktya</b>						Date generated dd / mm / yyyy			
								<b>30/09/2012</b>			
HRA Code		<b>48</b>			Completion Percentage			<b>100%</b>			
Country	<b>93</b>	<b>Afghanistan</b>	Province	<b>9312</b>	<b>Paktya</b>	District	<b>931201</b>	<b>Gardez</b>	UN Region	<b>SE</b>	<b>Southeast</b>

14. SAFETY AND SECURITY - UNMACCA Active Hazards - Jan 2013



High Return Area Community Profile	<b>Tera Bagh, Gardez, Paktya</b>								Date generated dd / mm / yyyy		
									30/09/2012		
HRA Code	48				Completion Percentage				100%		
Country	93	Afghanistan	Province	9312	Paktya	District	931201	Gardez	UN Region	SE	Southeast

**14. SAFETY AND SECURITY**

**Summary**

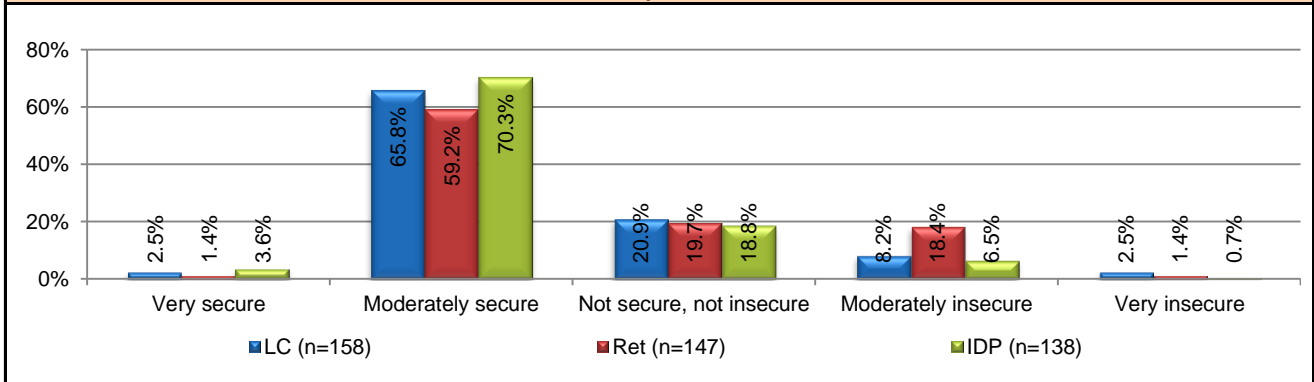
The security situation in the district was described as “moderately secure” by 70.3% of IDP households, 65.8% of local community households and 59.2% of returnee households. Returnee households (38.1%) were more likely to describe the district as either “not secure, not insecure” or “moderately insecure” than local community (29.1%) and IDP (25.4%) households.

With regard to safety, in the region of 90.0% of households in all three groups either “rarely” or “sometimes” fear for their personal safety and security or that of their family. Returnee households (6.1%) were more likely to either “often” or “mostly” fear for their safety than local community (3.8%) and IDP (2.9%) households.

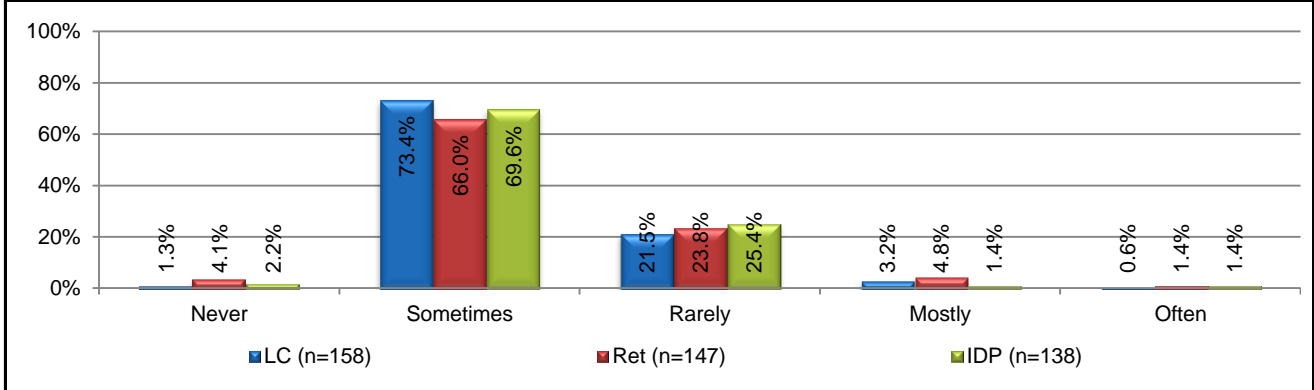
On the subject of policing in the district, 81.2% of IDP households, 73.4% of local community households and 68.7% of returnee households are either “moderately satisfied” or “very satisfied” with the police. Returnee households (30.6%) were more likely to be either “not satisfied, not dissatisfied” or “moderately dissatisfied” with the police than local community (26.6%) and IDP (18.1%) households.

Of the 443 household surveyed in Tera Bagh, 28 (17.7%) local community households, 23 (16.7%) IDP households and 23 (16.7%) returnee households had experienced some form of violence in the three months prior to being surveyed.

**14. Safety and Security**  
**14.1 Views on security situation in the district**



**14.2 Frequency of fear for personal safety and security or that of family**





High Return Area Community Profile	<b>Tera Bagh, Gardez, Paktya</b>								Date generated dd / mm / yyyy		
									<b>30/09/2012</b>		
HRA Code	<b>48</b>				Completion Percentage			<b>100%</b>			
Country	<b>93</b>	<b>Afghanistan</b>	Province	<b>9312</b>	<b>Paktya</b>	District	<b>931201</b>	<b>Gardez</b>	UN Region	<b>SE</b>	<b>Southeast</b>

**14.3 Satisfaction with police in the district**

