

Total Active Registered Syrians

654,903


Urban

515,403
78.7%


Camps

139,500
21.3%

Standard Age and Gender

Age	0-4	5-11	12-17	18-35	36-59	60+	Total	%
Female	49,888	70,339	43,189	95,950	56,710	14,204	330,280	50.4%
Male	52,951	74,157	45,313	92,769	49,414	10,019	324,623	49.6%
Total	102,839	144,496	88,502	188,719	106,124	24,223	654,903	100%
	15.7%	22.1%	13.5%	28.8%	16.2%	3.7%		

Place of Origin

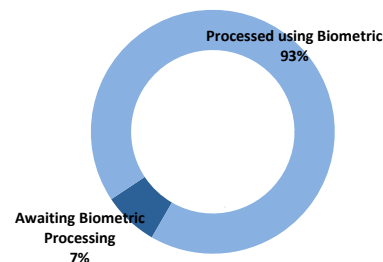
Dar'a	270,344	41.3%
Homs	104,140	15.9%
Rural Damascus	77,602	11.8%
Aleppo	68,740	10.5%
Damascus	48,797	7.5%
Hama	34,536	5.3%
Ar-raqqa	16,996	2.6%
Idlib	11,014	1.7%
Deir-ez-zor	6,722	1.0%
Al-hasakeh	5,277	0.8%
Quneitra	2,818	0.4%
As-sweida	1,539	0.2%
Lattakia	1,348	0.2%
Tartous	362	0.1%
Other	4,668	0.7%

Specific Needs

Serious medical condition	49,709	7.6%
Child at risk	40,899	6.2%
Specific legal and physical protection needs	36,298	5.5%
Single parent	20,400	3.1%
Disability	20,222	3.1%
Woman at risk	17,346	2.6%
Older person at risk	5,928	0.9%
Unaccompanied or separated child	3,231	0.5%
Total	194,033	29.6%

* An individual can have more than one specific need

Biometric Statistics (IRIS)



Registration Trend

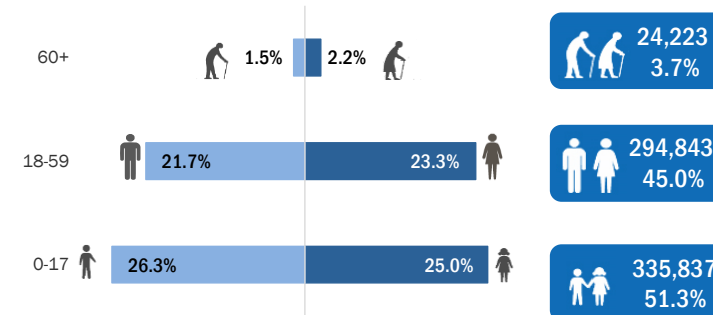
2011	248	0.0%
2012	106,789	10.3%
2013	671,419	64.5%
2014	135,672	13.0%
2015	41,545	4.0%
2016	55,541	5.3%
2017	29,378	2.8%

Arrivals

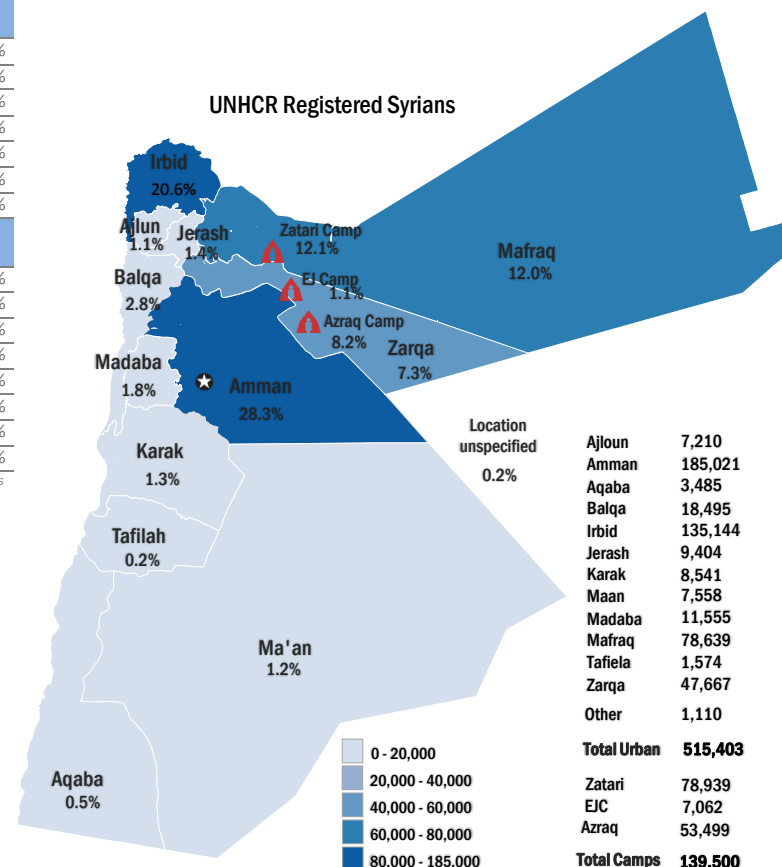
Pre-2011	10,637	1.6%
2011	22,212	3.4%
2012	163,916	25.0%
2013	274,780	42.0%
2014	61,730	9.4%
2015	14,340	2.2%
2016	25,869	4.0%
2017	1,886	0.3%

* The new arrivals excludes newborn babies who will be represented under the registration trend.

Age-Gender Breakdown



UNHCR Registered Syrians



Syrian Registration Trend since 01 March 2011

