

Total Active Registered Iraqis

65,756

Standard Age and Gender

Age	0-4	5-11	12-17	18-35	36-59	60+	Total	%
Female	2,084	4,879	3,261	9,550	8,435	3,638	31,847	48.4%
Male	2,167	5,434	3,625	10,799	8,776	3,108	33,909	51.6%
Total	4,251	10,313	6,886	20,349	17,211	6,746	65,756	100%
	6.5%	15.7%	10.5%	30.9%	26.2%	10.3%		

Place of Origin

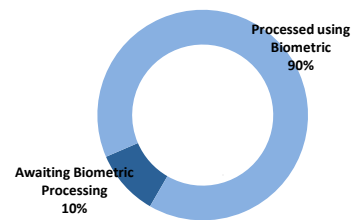
Baghdad	33,502	50.9%
Erbil	7,831	11.9%
Basrah	4,322	6.6%
Anbar	3,918	6.0%
Ninewa	3,849	5.9%
Dahuk	2,827	4.3%
Salah al-Din	1,390	2.1%
Thi-Qar	1,334	2.0%
Tameem	1,136	1.7%
Diyala	1,085	1.7%
Missan	597	0.9%
Sulaymaniyah	560	0.9%
Muthanna	551	0.8%
Babylon	486	0.7%
Wassit	389	0.6%
Najaf	313	0.5%
Qadissiya	234	0.4%
Kerbala	234	0.4%
Other	1,198	1.8%

Specific Needs

Serious medical condition	7,872	12.0%
Disability	2,918	4.4%
Specific legal and physical protection needs	2,152	3.3%
Child at risk	1,871	2.8%
Woman at risk	1,829	2.8%
Single parent	1,106	1.7%
Older person at risk	834	1.3%
Unaccompanied or separated child	132	0.2%
Total	18,714	28.5%

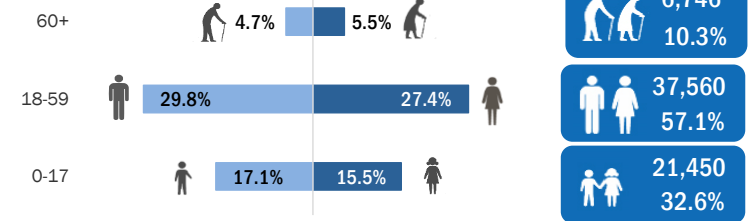
* An individual can have more than one specific need

Biometric Statistics (IRIS)



UNHCR Jordan

Age-Gender Breakdown

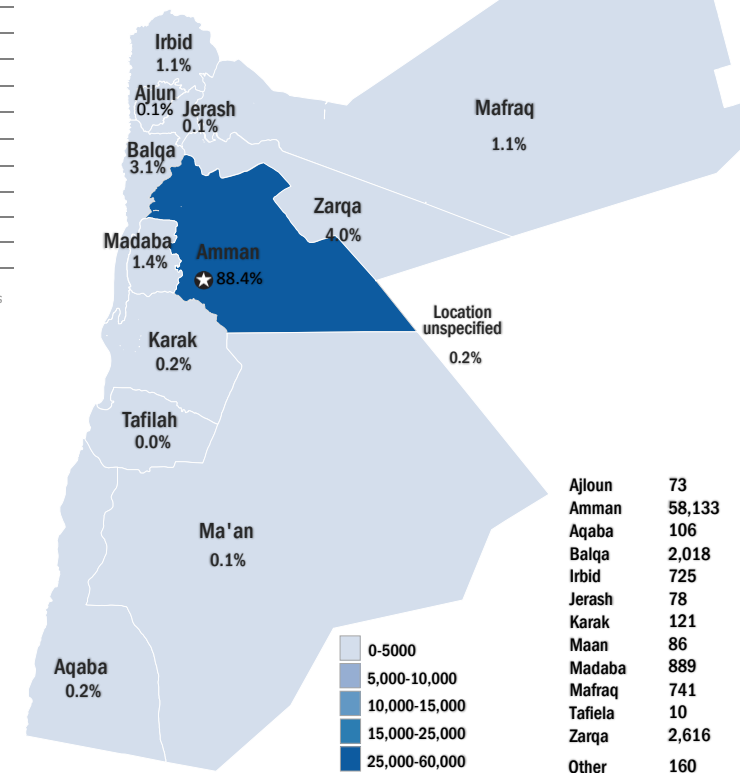


Arrivals

	Arrival	Registration
Pre-2006	4,296	72,669
2006	3,438	4,689
2007	2,192	31,285
2008	1,043	9,761
2009	1,337	6,841
2010	1,932	7,980
2011	2,377	7,766
2012	2,557	4,088
2013	4,767	5,392
2014	16,584	21,541
2015	8,107	9,869
2016	8,825	10,562
2017	5,302	6,884

* The new arrivals excludes newborn babies who will be represented under the registration trend.

UNHCR Registered Iraqis



* Coloured map only reflects refugees living outside camps.

Iraqi Arrival & Registration Trends since Jan 2013

