

# EUROPE RESETTLEMENT



© UNHCR/Paul Wu

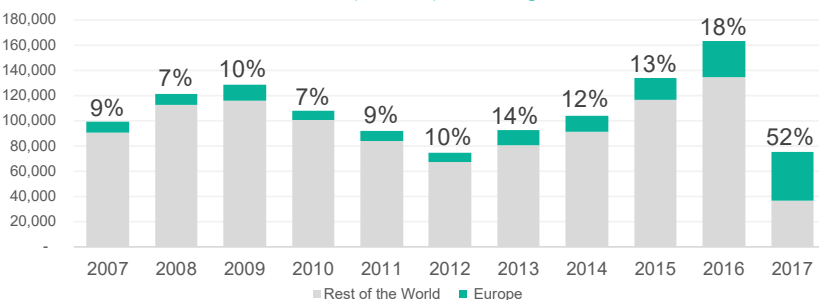
Syrian refugees Jamal Ahmad Al Khaled, his wife and their two daughters have resettled in the UK. Jamal had been working as an agricultural worker in Lebanon since the family fled the Syrian conflict but now the family hope for new opportunities in the UK. This is their first trip on the London Underground.

## Overview

During 2017, almost 38,900 refugees were submitted by UNHCR for resettlement<sup>1</sup> to 25 countries in Europe,<sup>2</sup> 36% more than during 2016 and over three times greater than the average rate of 12,400 submissions per year during the last decade.

Between 2007 and 2016, Europe's proportion of resettlement submissions globally has increased from approximately 9% to more than 18%, and in 2017 reached 52%. This is primarily due to a significant decrease globally in new submissions for resettlement, most notably to the United States of America.

### Resettlement submissions to Europe compared to global trends <sup>3</sup>



### Resettlement submissions to Europe <sup>3</sup>

**38,881**

in 2017

25 countries

**17,209**

in 2015

19 countries

**28,651**

in 2016

27 countries

### Resettlement departures to Europe <sup>3</sup>

**26,468**

in 2017

### Resettlement arrivals to Europe <sup>4</sup>

**11,175**

in 2015

**18,175**

in 2016

<sup>1</sup> See <http://www.unhcr.org/resettlement.html> for more information on the background to resettlement. Only data on resettlement cases facilitated by UNHCR is available for 2017. The statistics relate to the submission of the resettlement case to the prospective country of resettlement. It can be several months before a case is accepted and the refugees depart their country of asylum and arrive finally in the country of resettlement.

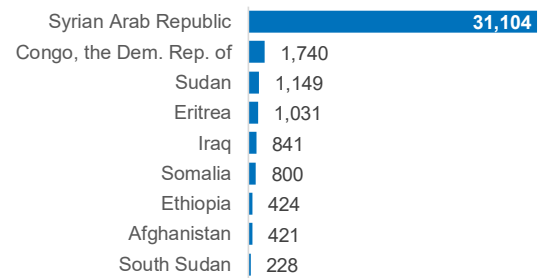
<sup>2</sup> Europe comprises 50 countries, including the EU, Norway, Switzerland, Iceland and Liechtenstein, South Eastern Europe (inc. Kosovo (S/RES/1244(1999))), Turkey and Eastern Europe (exc. Kazakhstan).

<sup>3</sup> Source: Resettlement submission and departure data from [rsq.unhcr.org](http://rsq.unhcr.org). Departure figures reported by UNHCR may not match resettlement statistics published by States as Government figures may include submissions received outside of UNHCR resettlement processes.

<sup>4</sup> Sources: Resettlement data from [Eurostat](http://Eurostat) for the EU and Norway, Switzerland, Iceland and Liechtenstein and [rsq.unhcr.org](http://rsq.unhcr.org) for Eastern and South Eastern Europe; Statistics for 2017 are not yet available.

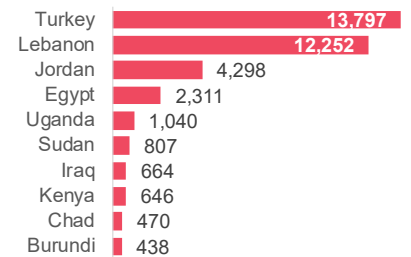
## Country of origin

The vast majority of refugees submitted for resettlement in Europe in 2017 are from Syria (31,104 or 80%), followed by the Democratic Republic of the Congo (1,740 or 4%), Sudan (1,149 or 3%), Eritrea (1,031 or 3%), Iraq (841 or 2%) and Somalia (800 or 2%). In total, 94% of refugees submitted for resettlement in Europe in 2017 originate from one of these six countries. The resettlement of Syrians to Europe has increased significantly in scale between 2013 and 2016. 9% of submissions to Europe are from East Africa and less than 1% of submissions to Europe are from West Africa.



## Country of asylum

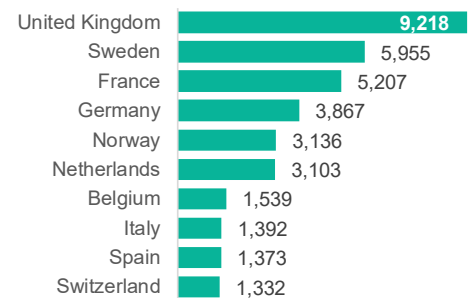
Refugees submitted for resettlement in Europe were most commonly initially registered in the following countries of asylum: **Syrians**: Turkey, Lebanon, Jordan or Egypt; **Congolese (DRC)**: Uganda and Burundi; **Sudanese**: Egypt or Chad; **Eritreans**: Sudan, Israel or Egypt; **Somalis**: Kenya.



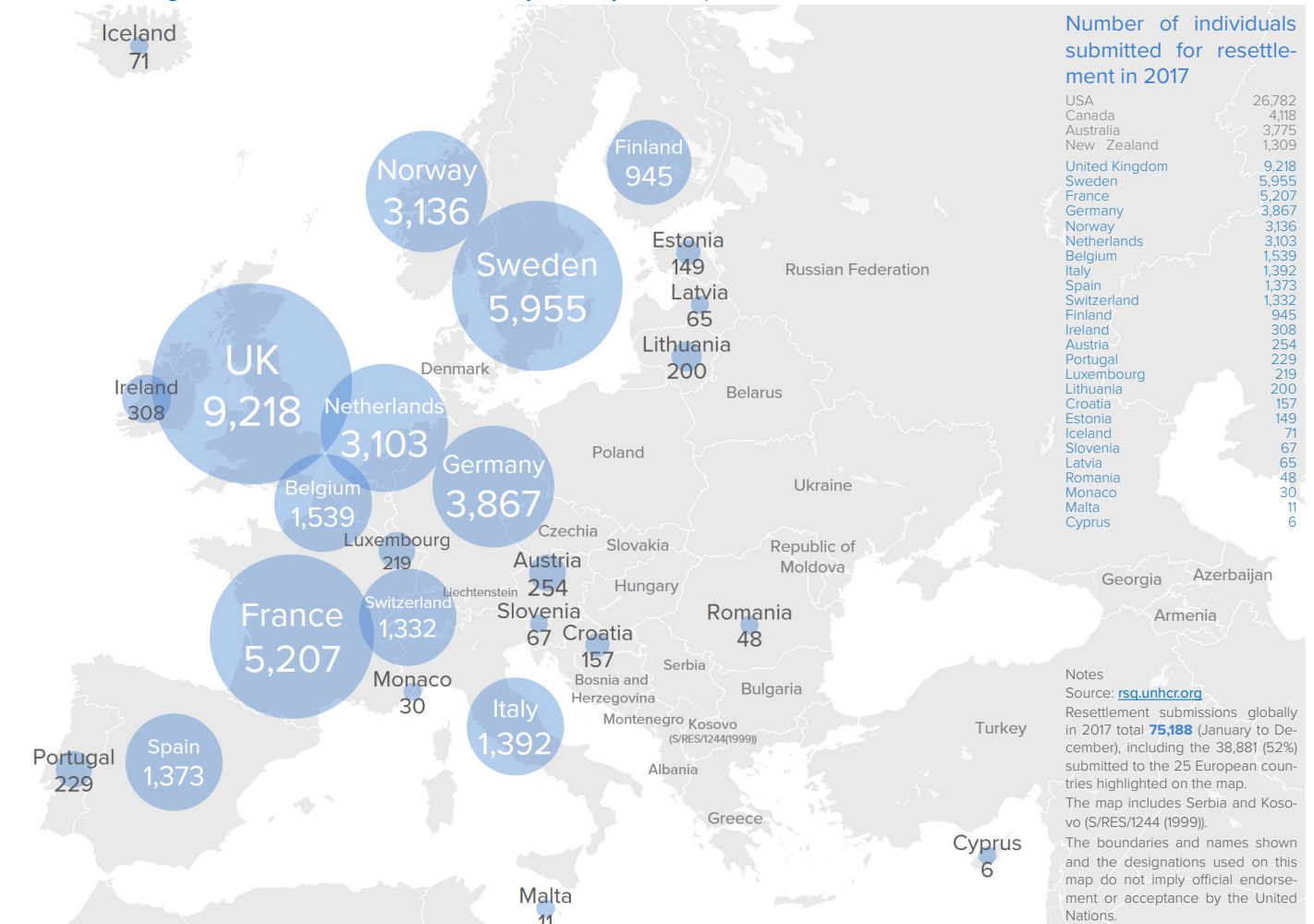
## Country of resettlement

In 2017, six countries in Europe received 78% of the submissions for resettlement and are the UK (9,218 or 24%), Sweden (5,955 or 15%), France (5,207 or 13%), Germany (3,867 or 10%), Norway (3,136 or 8%) and the Netherlands (3,103 or 8%).

Most countries in Europe with active resettlement programmes resettled Syrians (17 of these 25 countries in Europe admitted at least 90% Syrians for resettlement). Only Sweden, Finland and the UK have resettled significant numbers of other nationalities of refugees, including from the Dem. Rep. of the Congo, Sudan, Eritrea, and Somalia.



### Number of refugees submitted for resettlement by country in Europe



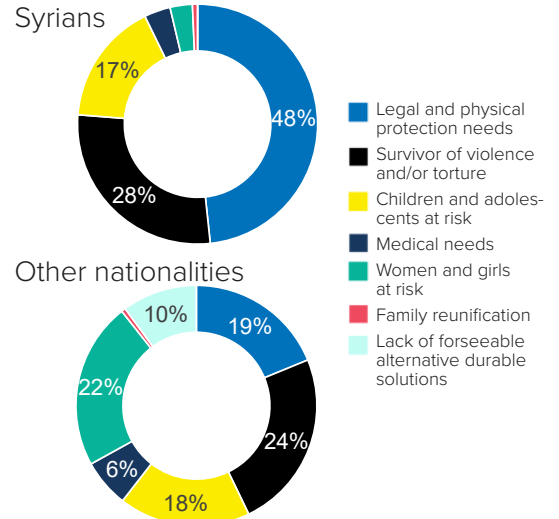
# Categories of resettlement submissions

Resettlement cases were most commonly submitted based on legal and physical protection needs (42%), to protect survivors of torture and/or violence (27%), and to protect children and adolescents at risk (17%).

For nationalities other than Syrians (20% of submissions overall), fewer cases were submitted due to legal and physical protection needs or to protect survivors of torture and/or violence (19% and 24% respectively), while more cases to protect women and girls at risk and the lack of foreseeable alternative durable solutions (22% and 10% respectively) were submitted than for cases relating to Syrians.

Overall, just 1% of cases were under the emergency submission procedures,<sup>5</sup> while 7% were urgent.

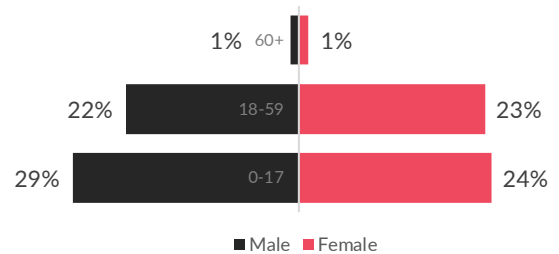
During 2017, 7,969 resettlement cases (34,313 individuals in total) were processed by European countries. 92% of these were accepted, consistent with acceptance rates in previous years.



# Demographics

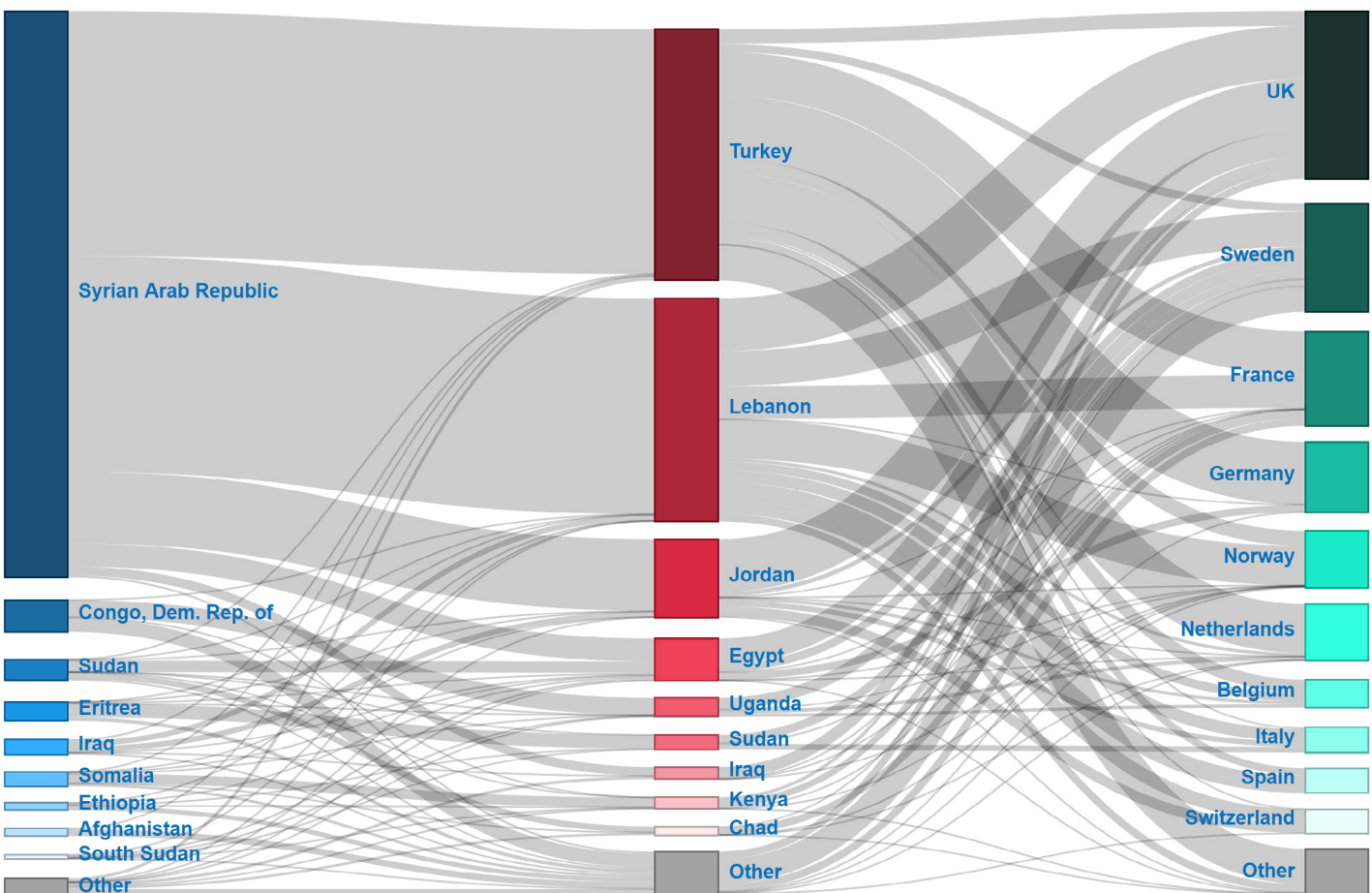
In 2017, 53% of those people whose resettlement cases were submitted to Europe were children, 45% were aged between 18 and 59 and 2% were over 60 years old and overall included a slightly greater percentage of men and boys than women and girls (51% versus 49%). This demographic profile is very consistent by both the country of origin and resettlement.

Each case submitted to Europe included 4.1 people on average in 2017, with just 6% of submissions being only for one person.



# Flow of refugees

Flow of refugees submitted for resettlement from country of origin, via their country of asylum to the intended country of resettlement



<sup>5</sup> See section 6.1.1 (Resettlement priority levels) on page 246 of the [UNHCR Resettlement Handbook](#)