

# GURE-SHOMBOLA REFUGEE CAMP

Refugees from SOUTH SUDAN, Relocated from Pagak Reception Center and Registered in Gure-Shombola Refugee Camp.

## SUB-OFFICE ASSOsa

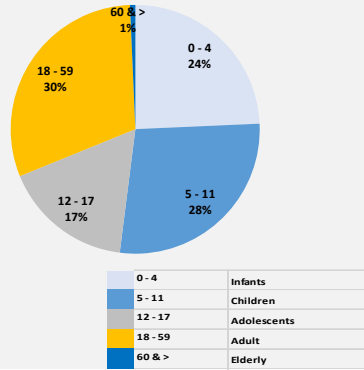
Update: as of 31st December 2017

### Total Population Figure:

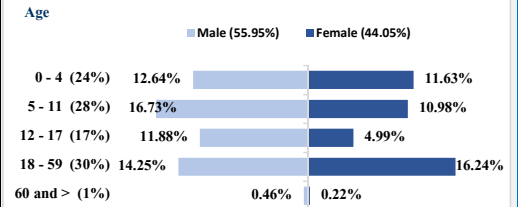
**3,671**

**1,044**

which includes refugees relocated from Pakag reception center and self-relocated family members and new born children registered in Gure-Shombola refugee camp.

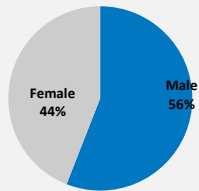


### Gure-Shombola - Age & Gender



### Gure-Shombola by Age & Gender Breakdown

Age Group	Male	(%)	Female	(%)	Total	(%)
0 - 4	464	12.64%	427	11.63%	891	24.3%
5 - 11	614	16.73%	403	10.98%	1,017	27.7%
12 - 17	436	11.88%	183	4.99%	619	16.9%
18 - 59	523	14.25%	596	16.24%	1,119	30.5%
60 and >	17	0.46%	8	0.22%	25	0.7%
<b>Total</b>	<b>2,054</b>	<b>55.95%</b>	<b>1,617</b>	<b>44.05%</b>	<b>3,671</b>	<b>100.0%</b>



### Key Statistics – New Arrivals in Gure-Shombola

**85 %** of the population are **Women and children**

**854** **Unaccompanied and separated children**

**69 %** of the population are **Children age below 18**

### Relocation Figure:

**3,138**

Individuals of

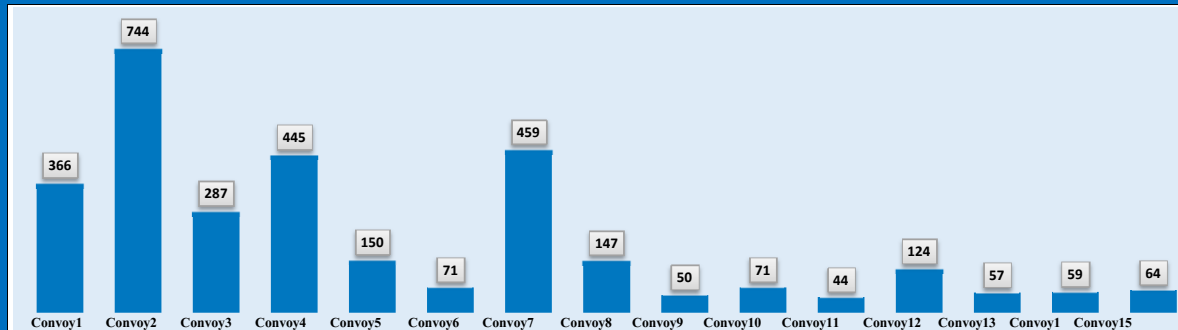
**844**

Households

relocated from Pagak and registered in Gure-Shombola

Gure-Shombola refugee camp was established in May 2017 to accommodate South Sudanese refugees relocated from Pagak, Gambella seeking international protection. The first convoy arrived in Gure-Shombola with 366 individuals/ 64 households on 3rd May 2017.

### Relocation Trend



Health: Sectoral Gender & Age breakdown			
Age Group	Male	Female	Total
0 - 5 months	26	28	54
6 - 23 months	90	90	180
24-35 months	71	73	144
36 - 59 months	277	236	513
< 1 years	105	106	211
1 - 4 years	359	321	680
5 - 14 years	848	516	1,364
15 - 49 years	709	648	1,357
50 +	33	26	59

Education: Sectoral Gender & Age breakdown			
Age Group	Male	Female	Total
3 - 6 Years	366	321	687
7 - 14 Years	679	369	1,048
15 - 18 years	244	98	342
19 - 24 years	161	163	324