

Italy weekly snapshot - 08 Apr 2018

(The charts below are based on figures from the Italian Ministry of Interior and UNHCR estimates. All figures are provisional and subject to change)

| | |
|-----------------------------------------------------|--------------|
| Total arrivals (1 Jan - 08 Apr 2018): | 6,862 |
| Total arrivals (1 Jan - 08 Apr 2017): | 26,907 |
| Total arrivals 1 Apr - 08 Apr 2018 | 566 |
| Total arrivals 1 Apr - 08 Apr 2017 | 2,615 |
| Average daily arrivals in April 2018 so far: | 71 |
| Average daily arrivals in March 2018: | 34 |

Dead and missing in 2018 (as of 08 Apr) **501**

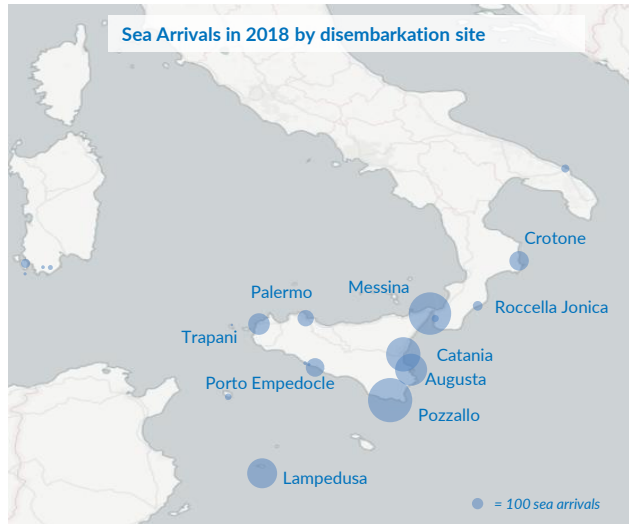
Dead and missing in 2017 (as of 08 Apr) **874**

Dead and missing in 2017 **3,139**

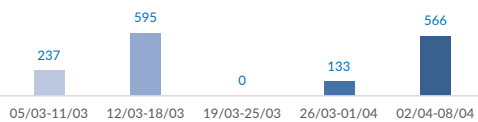
Estimated # of arrivals during the last seven days **566**

(Based on arrivals or registration figures collected by UNHCR staff)

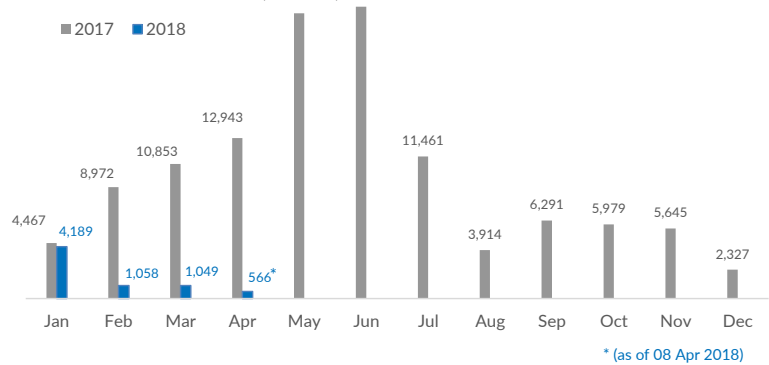
| | |
|------------------|-----|
| Mon, 02 Apr 2018 | 364 |
| Tue, 03 Apr 2018 | 24 |
| Wed, 04 Apr 2018 | 0 |
| Thu, 05 Apr 2018 | 0 |
| Fri, 06 Apr 2018 | 39 |
| Sat, 07 Apr 2018 | 139 |
| Sun, 08 Apr 2018 | 0 |



Sea arrivals of last weeks



Arrivals per month



Persons relocated (as of 08 Apr) **13,329**

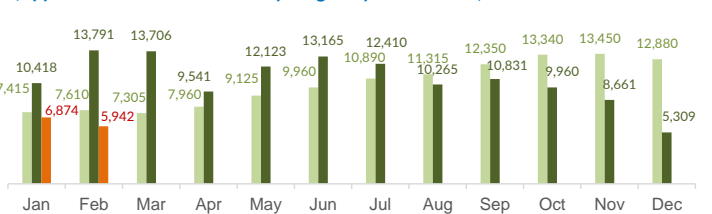
% relocated persons of the 39,600 target*



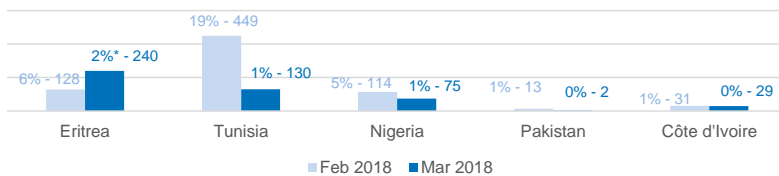
* Out of 39,600 originally foreseen to be relocated from Italy, 34,953 commitments have been legally foreseen in the Council Decisions.

Asylum applications

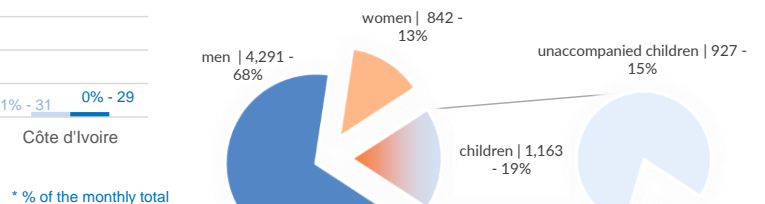
(Applications are not necessarily lodged by new arrivals)



Most common sea arrival nationalities in Italy (comparison with previous month)



Sea arrivals by gender and age - Jan -Mar 2018



Estimated daily sea arrivals in 2018

