

Overview Northern Europe

Total Population
Northern Europe:

32,957,500


Source: 2

Total persons of concern
to UNHCR in Northern
Europe (2016):

825,175

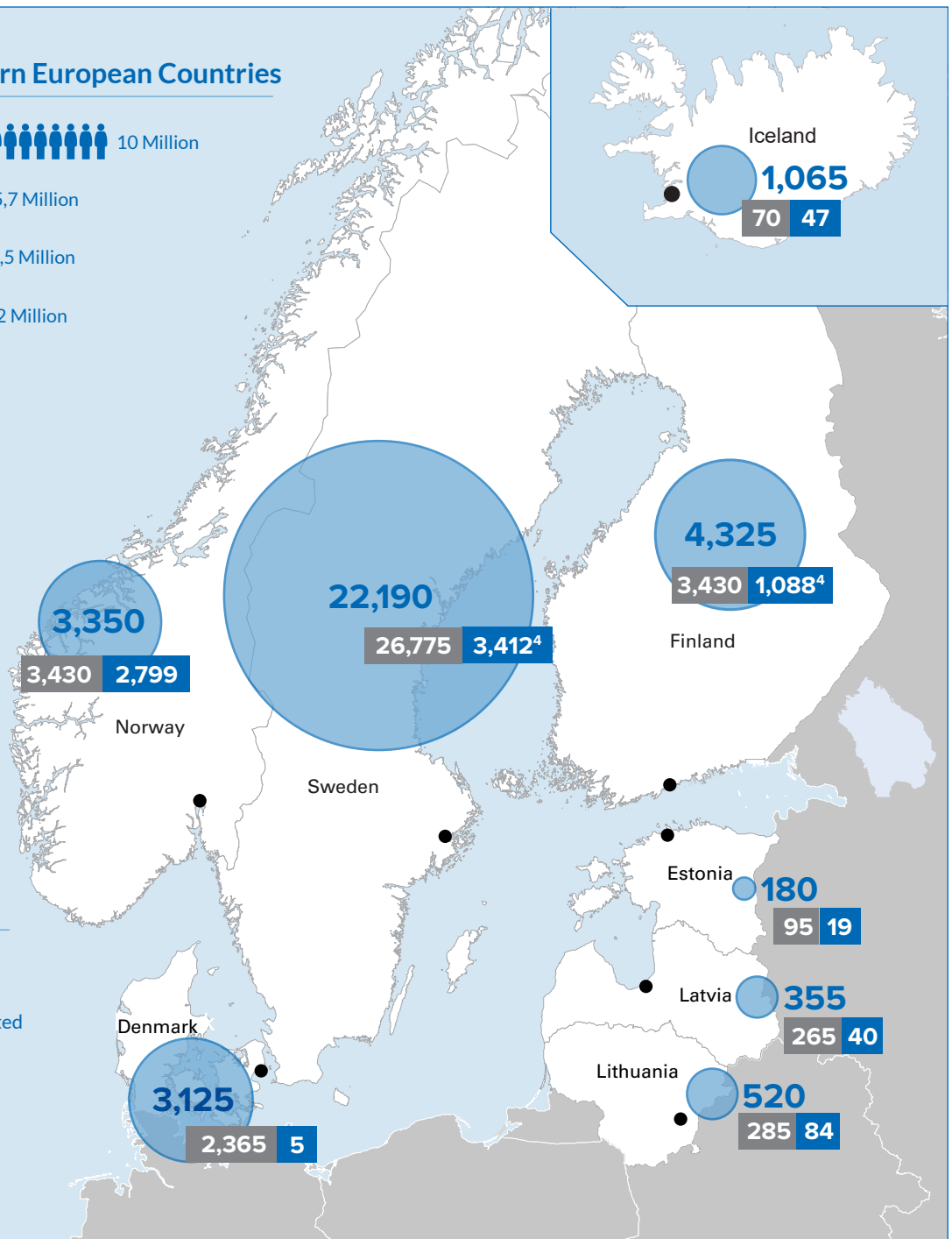
Source: 1

Population of Northern European Countries



Legend

-  Asylum-seekers arriving in 2017²
-  Number of people granted protection in 2017²
-  Refugees resettled in 2017³



Sources:

1. UNHCR Global Trends
2. Eurostat
3. UNHCR Resettlement Data Portal
4. Preliminary figures as reported by National Authorities

Sweden

Total country population:

9,995,200

Source: 2

Persons of Concern to UNHCR (end of 2016):

349,303

Asylum-seekers **83,103**

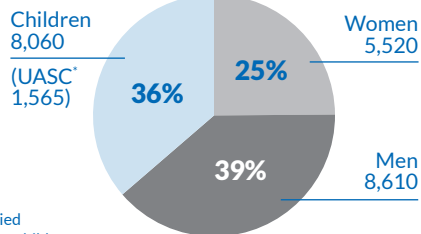
Refugees **230,164**

Stateless **36,036**

Source: 1

Asylum-seekers arriving in 2017

22,190



*Unaccompanied asylum-seeking children

Source: 2

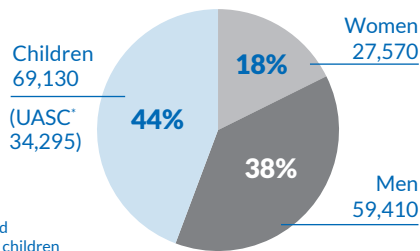
Asylum-seekers arriving in 2016

22,330

Source: 2

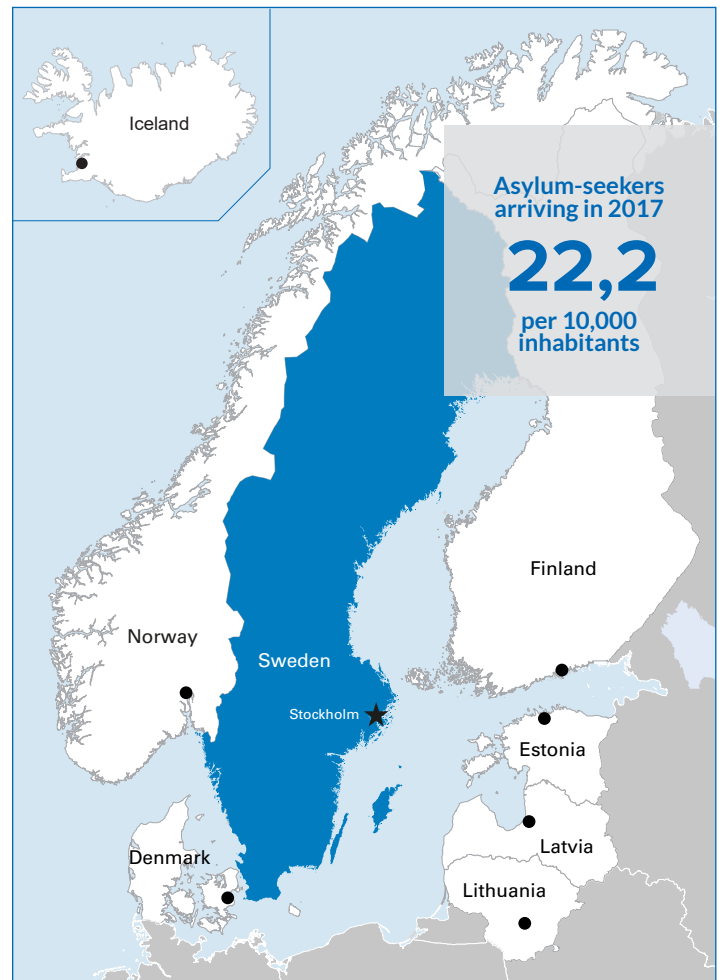
Asylum-seekers arriving in 2015

156,110



*Unaccompanied asylum-seeking children

Source: 2



Top 5 countries of origin among asylum-seekers arriving in 2017

Syria, Iraq, Eritrea, Afghanistan, Stateless

Number of people granted protection in 2017 **26,775**

As compared to 66,585 in 2016.

Note: Waiting times for asylum decisions may vary

Recognition rate for protection status in 2017:

44%

Source: 2

Refugees resettled in 2017:

3,412

Resettlement quota for 2018:

5,000

Source: 3

Denmark

Total country population:

5,748,800

Source: 2

Persons of Concern to UNHCR (end of 2016):

47,456

Asylum-seekers **6,339**

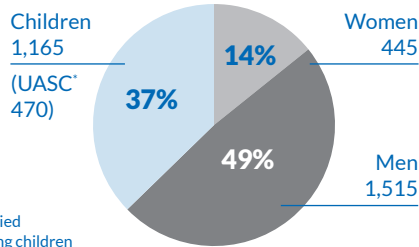
Refugees **33,507**

Stateless **7,610**

Source: 1

Asylum-seekers arriving in 2017

3,125



*Unaccompanied asylum-seeking children

Source: 2

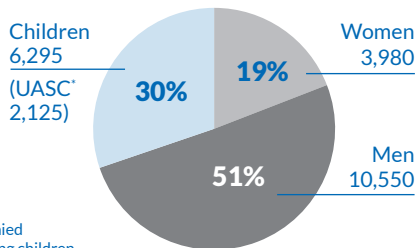
Asylum-seekers arriving in 2016

6,055

Source: 2

Asylum-seekers arriving in 2015

20,825



*Unaccompanied asylum-seeking children

Source: 2

Top 5 countries of origin among asylum-seekers arriving in 2017

Syria, Morocco, Eritrea, Afghanistan, Iran

Number of people granted protection in 2017

2,365

As compared to 7,125 in 2016.

Note: Waiting times for asylum decisions may vary

Source: 2

Recognition rate for protection status in 2017:

34%

Source: 2

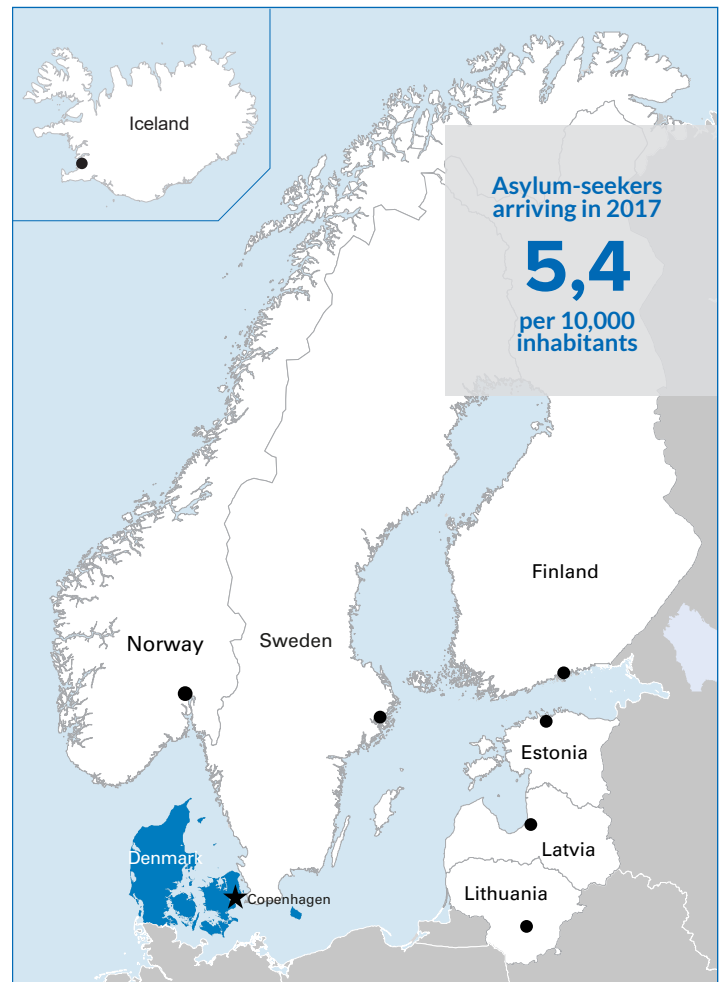
Refugees resettled in 2017:

5

Resettlement quota for 2018:

0

Source: 3



Finland

Total country population:

5,503,300

Source: 2

Persons of Concern to UNHCR (end of 2016):

26,672

Asylum-seekers **5,600**

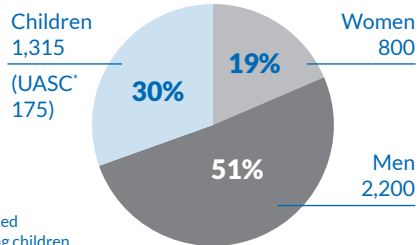
Refugees **18,401**

Stateless **2,671**

Source: 1

Asylum-seekers arriving in 2017

4,325



*Unaccompanied asylum-seeking children

Source: 2

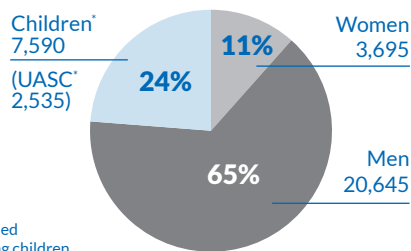
Asylum-seekers arriving in 2016

5,275

Source: 2

Asylum-seekers arriving in 2015

32,150



*Unaccompanied asylum-seeking children

Source: 2

Top 5 countries of origin among asylum-seekers arriving in 2017

Iraq, Syria, Eritrea, Russia, Afghanistan

Number of people granted protection in 2017

3,430

As compared to 7,070 in 2016.

Note: Waiting times for asylum decisions may vary

Source: 2

Recognition rate for protection status in 2017:

48%

Source: 2

Refugees resettled in 2017:

1,088

Resettlement quota for 2018:

750³

Source: 3



Norway

Total country population:

5,258,300

Source: 2

Persons of Concern to UNHCR (end of 2016):

70,329

Asylum-seekers **7,556**

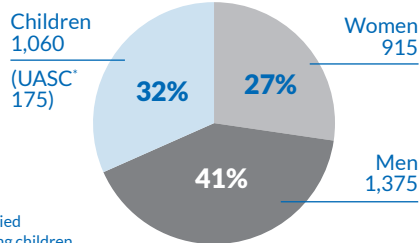
Refugees **59,522**

Stateless **3,251**

Source: 1

Asylum-seekers arriving in 2017

3,350



*Unaccompanied asylum-seeking children

Source: 2

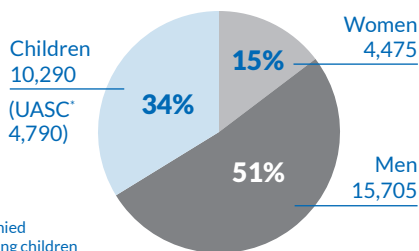
Asylum-seekers arriving in 2016

3,240

Source: 2

Asylum-seekers arriving in 2015

30,470



*Unaccompanied asylum-seeking children

Source: 2

Top 5 countries of origin among asylum-seekers arriving in 2017

Syria, Eritrea, Turkey, Iraq, Afghanistan

Number of people granted protection in 2017

4,770

As compared to 12,775 in 2016.

Note: Waiting times for asylum decisions may vary

Recognition rate for protection status in 2017:

71%

Source: 2

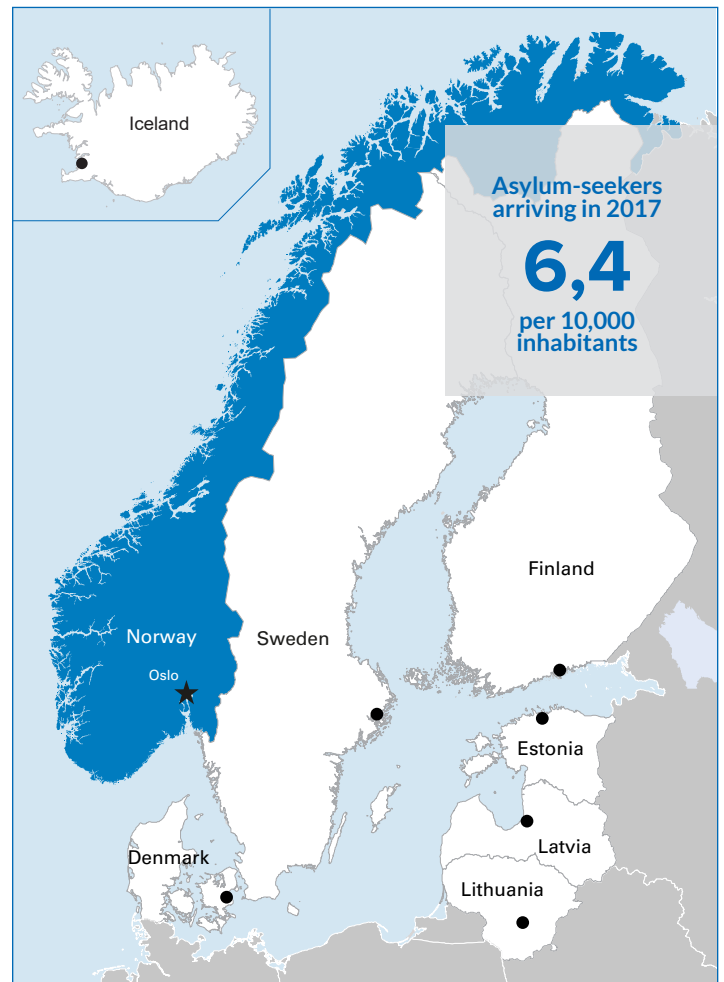
Refugees resettled in 2017:

2,799

Resettlement quota for 2018:

2,120

Source: 3,4



Lithuania

Total country population:

2,847,900

Source: 2

Persons of Concern to UNHCR (end of 2016):

4,761

Asylum-seekers | **153**

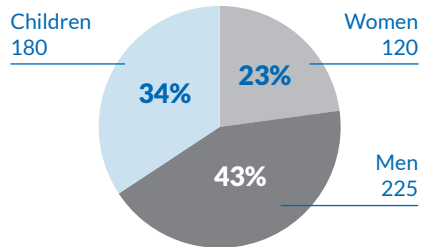
Refugees **1,288**

Stateless **3,320**

Source: 1

Asylum-seekers arriving in 2017

520



Source: 2

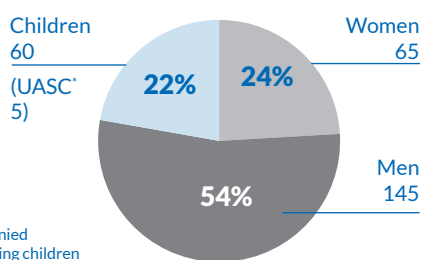
Asylum-seekers arriving in 2016

415

Source: 2

Asylum-seekers arriving in 2015

275



*Unaccompanied asylum-seeking children

Source: 2

Top 5 countries of origin among asylum-seekers arriving in 2017

Syria, Russia, Tadjikistan, Belarus, Ukraine

Number of people granted protection in 2017

285

As compared to 195 in 2016.

Note: Waiting times for asylum descions may vary

Source: 2

Recognition rate for protection status in 2017:

78%

Source: 2

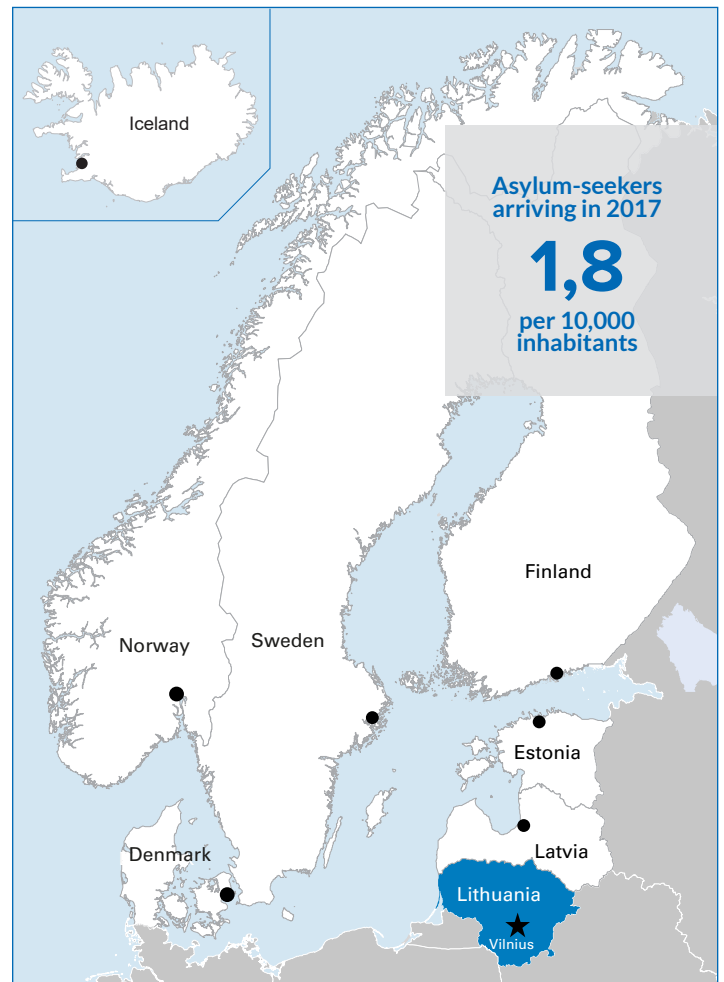
Refugees resettled in 2017:

84

Resettlement quota for 2018:

N/A

Source: 3



Latvia

Total country population:

1,950,100

Source: 2

Persons of Concern to UNHCR (end of 2016):

243,233

Asylum-seekers | **148**

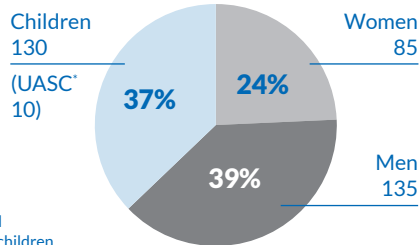
Refugees | **349**

Stateless **242,736***

Source: 1

Asylum-seekers arriving in 2017

355



Source: 2

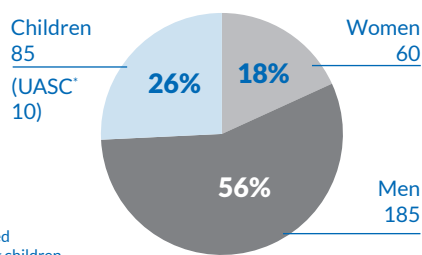
Asylum-seekers arriving in 2016

345

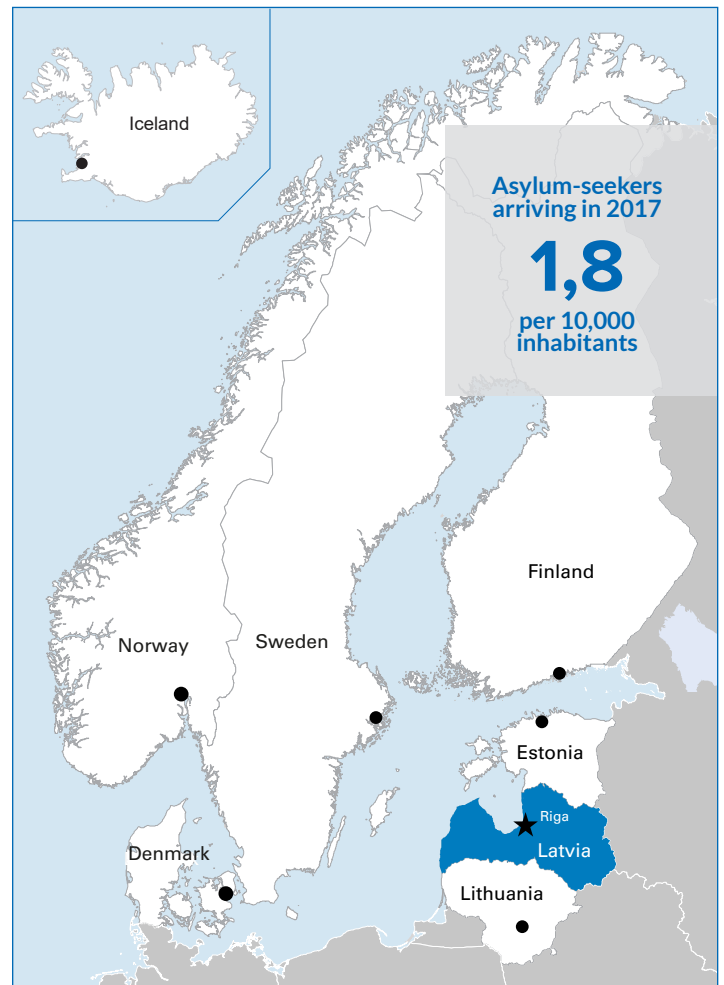
Source: 2

Asylum-seekers arriving in 2015

330



Source: 2



Top 5 countries of origin among asylum-seekers arriving in 2017

Syria, Russia, Eritrea, Afghanistan, Kazakhstan

Number of people granted protection in 2017

265

As compared to 135 in 2016.

Note: Waiting times for asylum decisions may vary

Recognition rate for protection status in 2017:

74%

Source: 2

Refugees resettled in 2017:

40

Resettlement quota for 2018:

N/A

Source: 3

Sources:
1. UNHCR Global Trends
2. Eurostat
3. UNHCR Resettlement Data Portal

* With respect to persons under UNHCR's statelessness mandate, this figure includes persons of concern covered by two separate Latvian laws. 176 persons fall under the Republic of Latvia's Law on Stateless Persons on 17 February 2004. 242,560 of the persons fall under Latvia's 25 April 1995 Law on the Status of those Former USSR Citizens who are not Citizens of Latvia or Any Other State ("Non-citizens"). In the specific context of Latvia, the "Non-citizens" enjoy the right to reside in Latvia ex lege and a set of rights and obligations generally beyond the rights prescribed by the 1954 Convention relating to the Status of Stateless Persons, including protection from removal, and as such the "Non-citizens" may currently be considered persons to whom the Convention does not apply in accordance with Article 1.2(ii).

Estonia

Total country population:

1,315,600

Source: 2

Persons of Concern to UNHCR (end of 2016):

82,950

Asylum-seekers | **43**

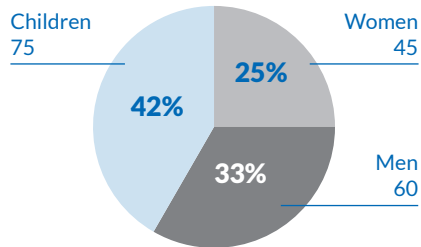
Refugees | **322**

Stateless | **82,585¹**

Source: 1

Asylum-seekers arriving in 2017

180



Source: 2

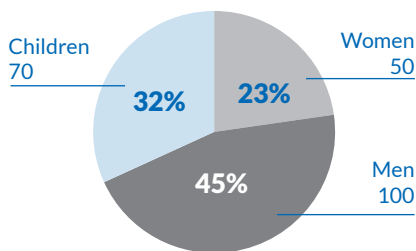
Asylum-seekers arriving in 2016

150

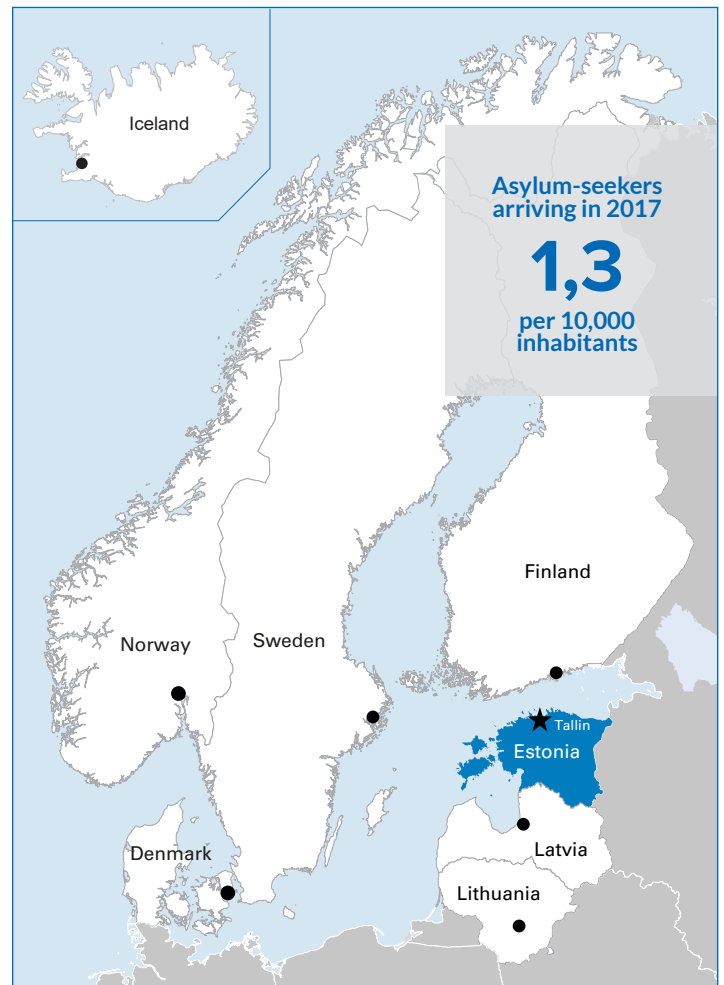
Source: 2

Asylum-seekers arriving in 2015

225



Source: 2



Top 5 countries of origin among asylum-seekers arriving in 2017

Syria, Russia, Georgia, Ukraine, Iraq

Number of people granted protection in 2017

95

As compared to 130 in 2016.

Note: Waiting times for asylum decisions may vary

Recognition rate for protection status in 2017:

61%

Source: 2

Refugees resettled in 2017:

19

Resettlement quota for 2018:

40

Source: 3,4

Sources:

1. UNHCR Global Trends
2. Eurostat

3. UNHCR Resettlement Data Portal
4. Preliminary figures as reported by National Authorities

¹For details see UNHCR Global Trends: Forced Displacement in 2016, footnote 8, available at: <http://www.refworld.org/docid/594aa38e0.html>

Iceland

Total country population:

338,300

Source: 2

Persons of Concern to UNHCR (end of 2016):

471

Asylum-seekers **161**

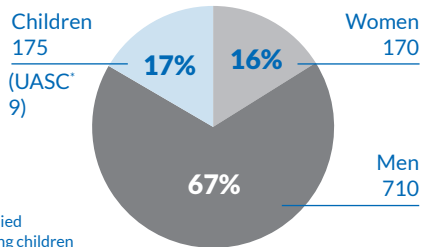
Refugees **179**

Stateless **131**

Source: 1

Asylum-seekers arriving in 2017

1,065



Source: 2

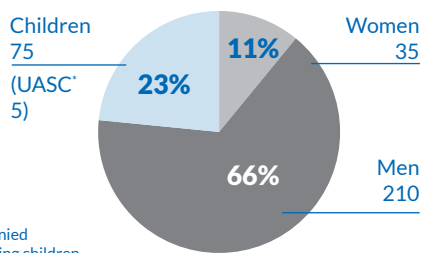
Asylum-seekers arriving in 2016

1,100

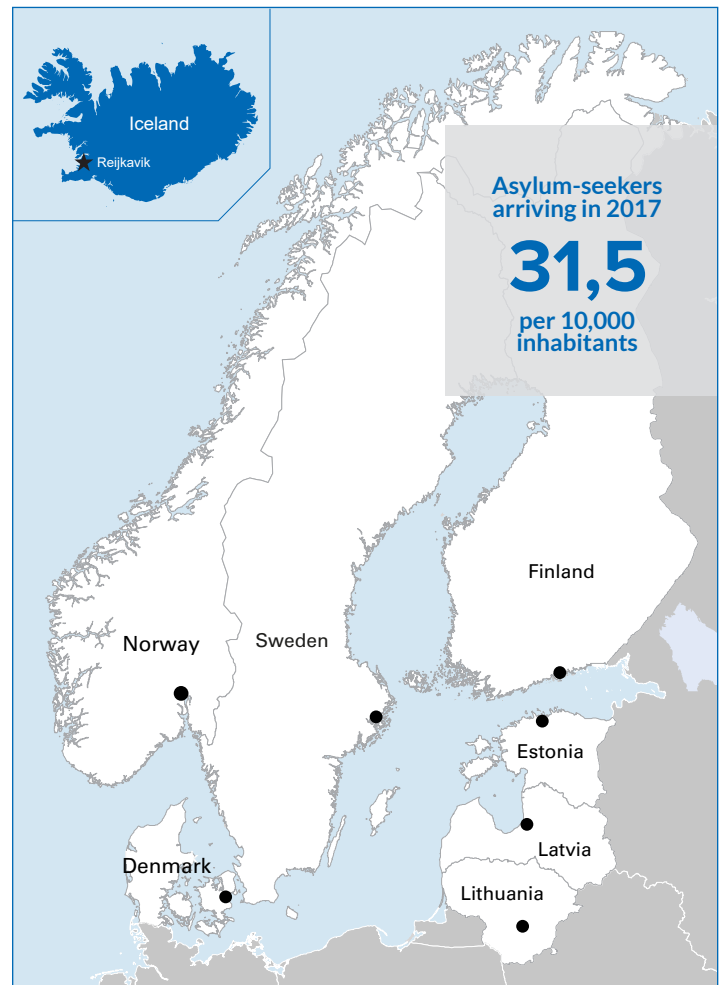
Source: 2

Asylum-seekers arriving in 2015

310



Source: 2



Top 5 countries of origin among asylum-seekers arriving in 2017

Georgia, Albania, Iraq, FYROM, Pakistan

Number of people granted protection in 2017

70

As compared to 95 in 2016.

Note: Waiting times for asylum decisions may vary

Recognition rate for protection status in 2017:

18%

Source: 2

Refugees resettled in 2017:

47

Resettlement quota for 2018:

100

Source: 3,4

Sources:

1. UNHCR Global Trends
2. Eurostat

3. UNHCR Resettlement Data Portal
4. Preliminary figures as reported by National Authorities