

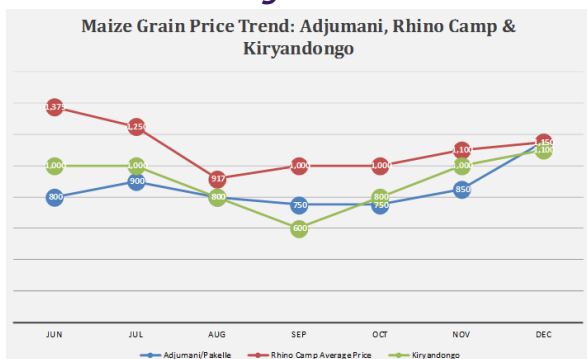
UGANDA

Adjumani/Pakelle, Rhino Camp, Kiryandongo, Kyaka II, Rwamwanja and Kyangwali

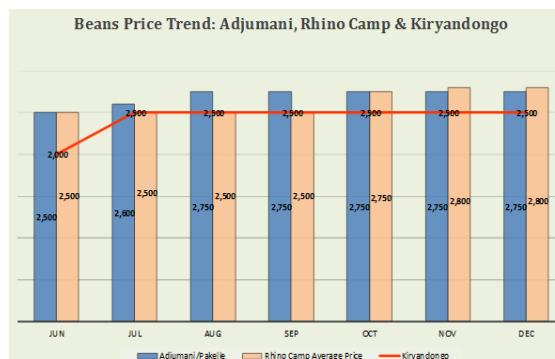
This report provides an analysis of the market prices of the key commodities that make up the in-kind food basket compared to the cash transfer value distributed by WFP to the refugee beneficiaries. The report focuses on price data collected from Adjumani/Pakelle, Arua/Rhino Camp, Kiryandongo, Kyaka II, Rwamwanja and Kyangwali settlements (October–December 2016). The prices analyzed here are for major commodities of the in-kind food basket which include maize grain, beans and maize flour (for EVH). However, in estimating the cash transfer value, prices for all the in-kind food basket commodities are included (Millet flour as a proxy for CSB).

Adjumani/Pakelle, Rhino Camp and Kiryandongo Settlements

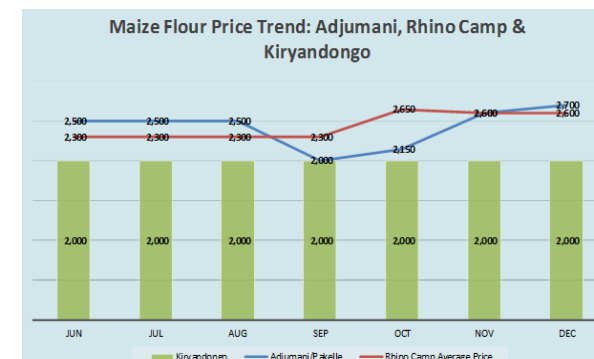
Maize grain



Beans



Maize flour



Maize grain price increased in all the three settlements in November and December 2016. Rhino Camp experienced the highest maize grain prices since June 2016. Beans prices remained high during the last quarter of year ranging between UGX 2,500 and UGX 2,800 a kilogram. Maize flour prices remained stable in Kiryandongo settlement at UGX 2,000 per kilogram while in Adjumani and Rhino Camp prices increased at UGX 2,700 and UGX 2,600 respectively.

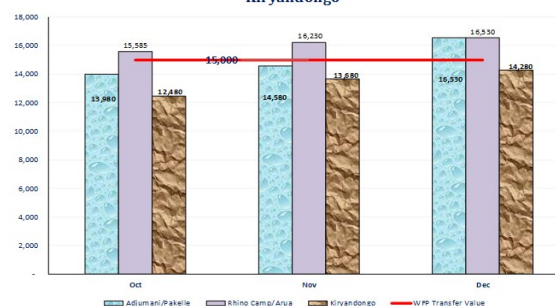
Full Ration Cash Transfer Value

Full Ration Transfer Value: Adjumani, Rhino Camp & Kiryandongo



Half Ration Cash Transfer Value

Half Ration Transfer Value: Adjumani, Rhino Camp & Kiryandongo



EVH Ration Cash Transfer Value

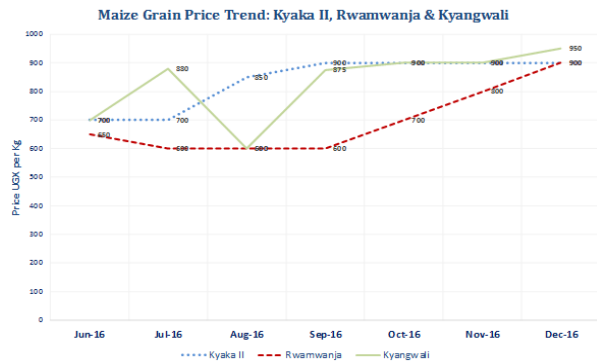
EVH Transfer Value: Adjumani, Rhino Camp & Kiryandongo



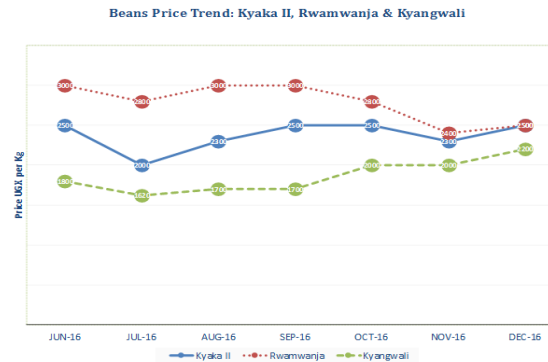
In Kiryandongo settlement, full and half ration beneficiaries were still able to buy the in-kind WFP food basket at market price using the cash transfer received during the last quarter of the year. In Rhino camp, it was only in December that beneficiaries were not able to meet the WFP in-kind food basket at market price while in Adjumani refugees were struggling to get an equivalent of the in-kind WFP food basket throughout the last quarter due to high food prices at the settlement markets. Refugees from Rhino Camp and Adjumani/Pakelle under the EVH category could not afford to buy an equivalent of the WFP in-kind food basket from the cash transfer received in the last quarter of the year.

Kyaka II, Rwamwanja and

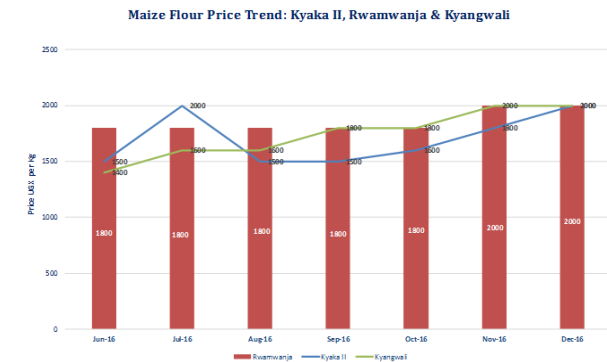
Maize grain



Beans

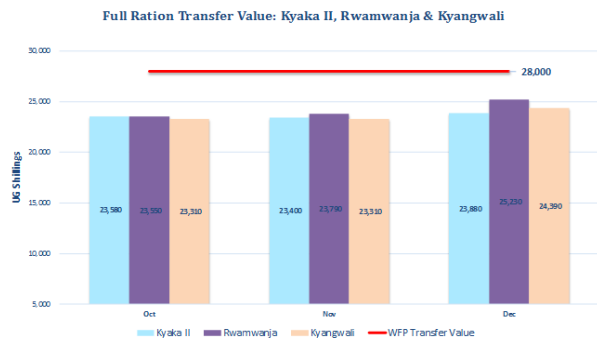


Maize flour

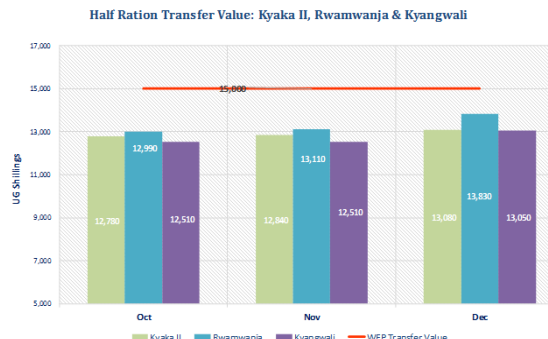


In Western and South Western Uganda, Rwamwanja experienced the lowest prices for both maize grain and beans. However, there was a steady increase in price for maize grain in Rwamwanja since October. For beans, Kyangwali had the lowest price during the last quarter ranging between UGX 2,000 and UGX 2,200 while Rwamwanja experienced the highest at UGX 2,800 per Kilogram in November 2016. Maize flour prices increased during the last quarter from UGX 1,600 per kilogram in Kyaka II in October to UGX 2,000 in December 2016 across the three settlements due to poor crop performance in 2016.

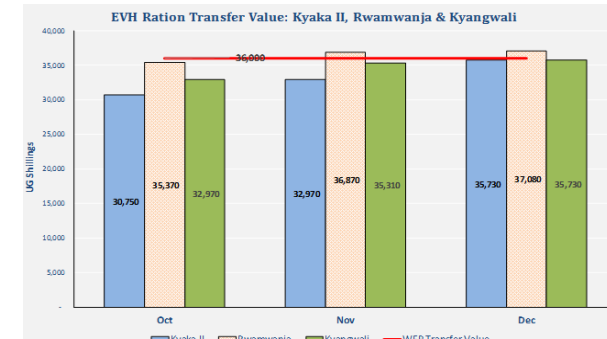
Full Ration Cash Transfer Value



Half Ration Cash Transfer Value



EVH Ration Cash Transfer Value



Although there was a general increase in prices in all settlements during the last quarter of 2016, beneficiaries on full on full and half ration in Kyaka II, Rwamwanja and Kyangwali could still afford to a WFP in-kind food basket from the cash transfer received. However, EVH beneficiaries in Rwamwanja could not afford an in-kind WFP food basket at market price due to increased prices especially for maize flour in November and December 2016.

CONCLUSION: Prices are expected to continue rising as a result of the poor crop performance in 2016. Therefore, there is need to revise the cash transfer value more especially for the EVH to be able to meet the minimum food requirements at local market price. The non EVH beneficiaries in South/Western Uganda settlement can still meet the minimum food requirements at local market price but an upward revision of the cash transfer value for West Nile settlements is inevitable and also accounting for inflation.

Refugee Price Monitoring October–December 2016

Adjumani/Pakelle, Arua/Rhino Camp , Kiryandongo, Kyangwali, Kyaka II and Rwamwanja Settlements

Price Data June - December 2016

Maize Grain							
Settlement	Jun	Jul	Aug	Sep	Oct	Nov	Dec
Adjumani/Pakelle Settlement	800	900	800	750	750	850	1,150
Arua/Rhino Camp Settlement	1,375	1,250	917	1,000	1,000	1,100	1,150
Kiryandongo Settlement	1,000	1,000	800	600	800	1,000	1,100
Kyaka II settlement	700	700	850	900	900	900	900
Rwamwanja Settlement	650	600	600	600	700	800	900
Kyangwali Settlement	700	880	600	875	900	900	950
Maize Flour							
Settlement	Jun	Jul	Aug	Sep	Oct	Nov	Dec
Adjumani/Pakelle Settlement	2,500	2,500	2,500	2,000	2,150	2,600	2,700
Arua/Rhino Camp Settlement	2,300	2,300	2,300	2,300	2,650	2,600	2,600
Kiryandongo Settlement	2,000	2,000	2,000	2,000	2,000	2,000	2,000
Kyaka II settlement	1,500	2,000	1,500	1,500	1,600	1,800	2,000
Rwamwanja Settlement	1,800	1,800	1,800	1,800	1,800	2,000	2,000
Kyangwali Settlement	1,400	1,600	1,600	1,800	1,800	2,000	2,000
Beans							
Settlement	Jun	Jul	Aug	Sep	Oct	Nov	Dec
Adjumani/Pakelle Settlement	2,500	2,600	2,750	2,750	2,750	2,750	2,750
Arua/Rhino Camp Settlement	2,500	2,500	2,500	2,500	2,750	2,800	2,800
Kiryandongo Settlement	2,000	2,500	2,500	2,500	2,500	2,500	2,500
Kyaka II settlement	2,500	2,000	2,300	2,500	2,500	2,300	2,500
Rwamwanja Settlement	3,000	2,800	3,000	3,000	2,800	2,400	2,500
Kyangwali Settlement	1,800	1,620	1,700	1,700	2,000	2,000	2,200
Millet Flour							
Settlement	Jun	Jul	Aug	Sep	Oct	Nov	Dec
Adjumani/Pakelle Settlement	3,000	3,200	3,000	3,000	3,000	3,000	3,000
Arua/Rhino Camp Settlement							
Kiryandongo Settlement	2,000	2,000	2,000	2,000	2,000	2,000	2,000
Kyaka II settlement	3,000	2,500	2,000	2,000	2,000	2,200	2,200
Rwamwanja Settlement	2,500	2,500	2,500	2,500	2,500	2,500	2,500
Kyangwali Settlement	1,800	1,800	2,000	2,000	2,000	2,000	2,000
Vegetable Oil							
Settlement	Jun	Jul	Aug	Sep	Oct	Nov	Dec
Adjumani/Pakelle Settlement	5,000	5,000	4,900	5,000	5,000	5,000	5,500
Arua/Rhino Camp Settlement	5,200	5,200	5,200	5,200	5,250	5,200	5,200
Kiryandongo Settlement	5,000	5,000	5,000	5,000	5,000	5,000	5,000
Kyaka II settlement	3,600	3,200	3,500	3,500	4,000	4,000	4,000
Rwamwanja Settlement	5,000	5,000	5,000	5,000	5,000	5,000	5,000
Kyangwali Settlement	5,000	5,000	5,000	5,000	5,000	5,000	5,000
Salt							
Settlement	Jun	Jul	Aug	Sep	Oct	Nov	Dec
Adjumani/Pakelle Settlement	1,300	1,300	1,200	1,200	1,200	1,200	1,200
Arua/Rhino Camp Settlement	1,400	1,200	1,300	1,300	1,400	1,400	1,400
Kiryandongo Settlement	1,200	1,200	1,200	1,200	1,200	1,200	1,200
Kyaka II settlement	1,200	1,200	1,200	1,200	1,200	1,200	1,200
Rwamwanja Settlement	1,200	1,200	1,200	1,200	1,200	1,200	1,200
Kyangwali Settlement	1,200	1,200	1,300	1,400	1,400	1,400	1,400

Ration

Food	Cereal Maize grain	Cereal Maize flour	Beans (Nambale)	Veg. Oil	Millet flour (Proxy CSB)	Salt
Full Ration	12	0	2.4	0.9	1.5	0.15
Half Ration	6	0	1.2	0.3	1.5	0.15
EVH Ration	0	11.7	2.1	0.9	1.5	0.15

For further information please contact
the AME unit WFP Uganda

Siddharth KRISHNASWAMY
Analysis Monitoring & Evaluation, Head.
siddharth.krishnaswamy@wfp.org

Hamidu TUSIIME
Food Security & Market Analyst
hamidu.tusiime@wfp.org

Edgar WABYONA
Programme Officer, AME
edga.wabyona@wfp.org