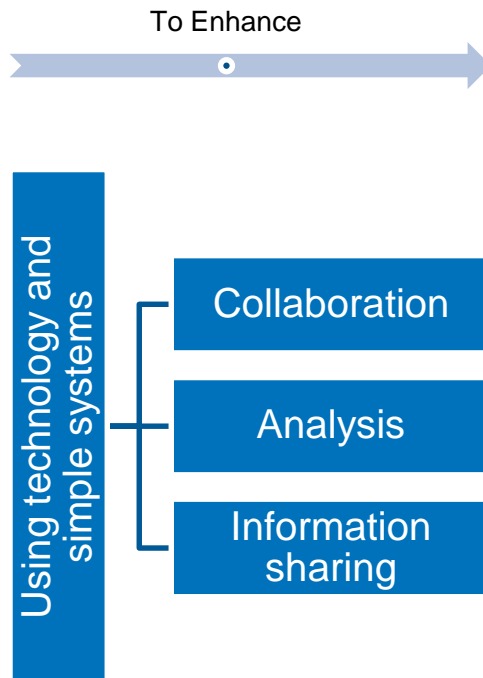


# Inter-Agency Data Gathering Tool

RCG Meeting 13 June 2018 – Session 3

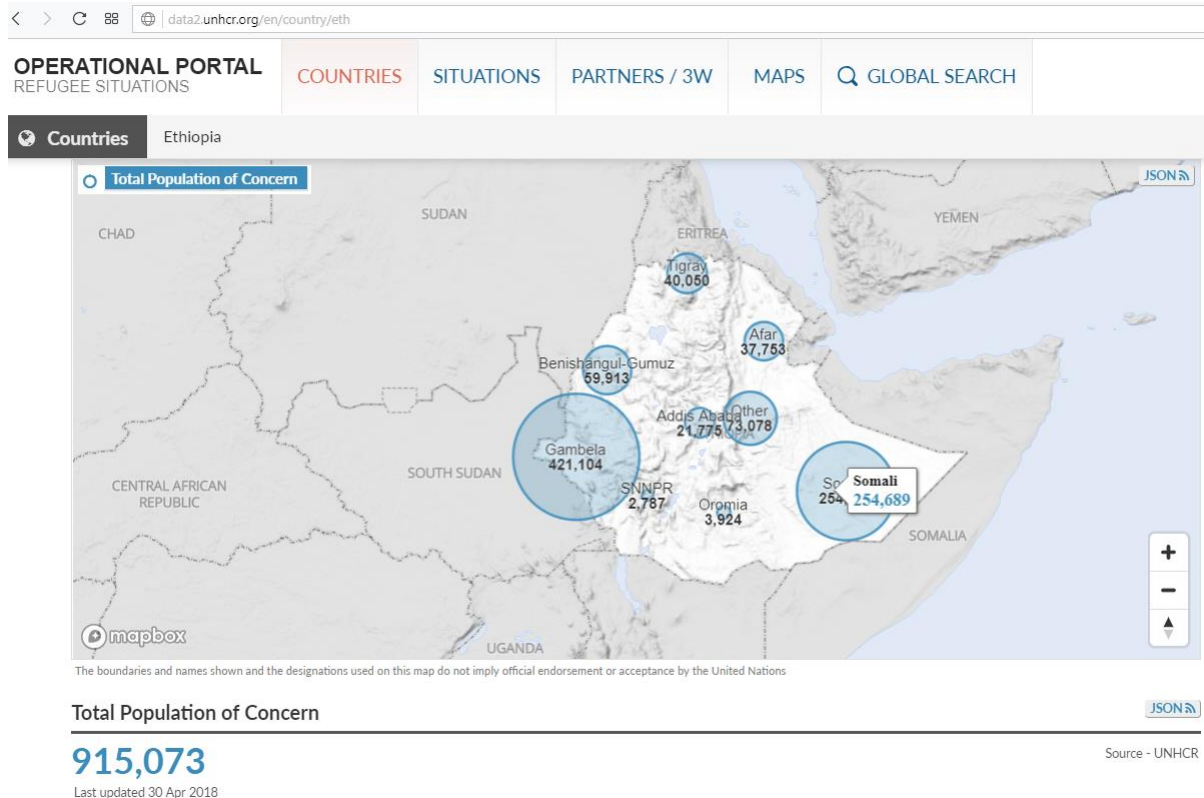
# Inter-Agency Data Gathering Tool

## Expanding the role of information management



# Inter-Agency Data Gathering Tool

## Shared coordination tools



<https://data2.unhcr.org/en/country/eth>



# Inter-Agency Data Gathering Tool

## Related coordination products – Sectorial 3W

### ETHIOPIA - 3W PARTNERS PRESENCE AS OF MARCH 2018



The main purpose of this 3W is to show the operational presence by sector and location within Ethiopia operation. This document can enable organizations to help identify potential partners, quickly give a very rough understanding of an ongoing response, and superficially identify potential overlaps or gaps in response.

KEY FIGURES SITES

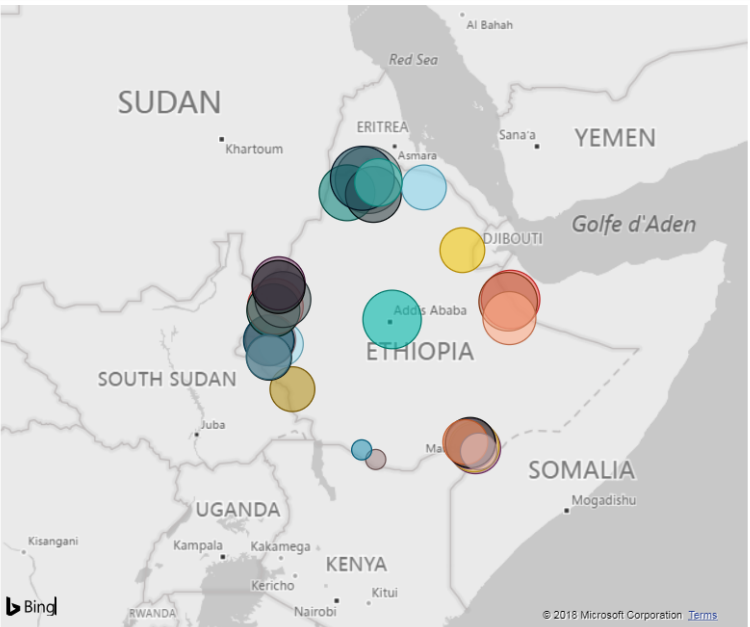

Clear Filters

24  
Organizations

33  
Sites

1  
Sectors

8  
Sub Sectors



#### SECTORS

- PROTECTION
- HEATH & NUTRITION
- LIVELIHOOD
- CRIs
- ENVIRONMENT AND ENERGY
- EDUCATION
- WASH
- SHELTER & INFRASTRUCTURE
- FOOD
- CAMP MANAGEMENT

#### ORGANIZATIONS

- AHA
- ANE
- ARRA
- DICAC
- DRC
- EECMY
- Help Age
- HI
- IHS
- IMC
- IOM
- IRC
- JRS
- LWF
- MCDO
- NA
- NRC
- OXFAM
- PI
- RaDO
- SCI
- UNHCR
- WAHA
- ZOA

Location ● Addis Ababa ● Adi Harush ● Aw-barre ● Aysaita ● Bambasi ● Barahle ● Bokolmanyo ● Buramino ● Dilo



# Inter-Agency Data Gathering Tool

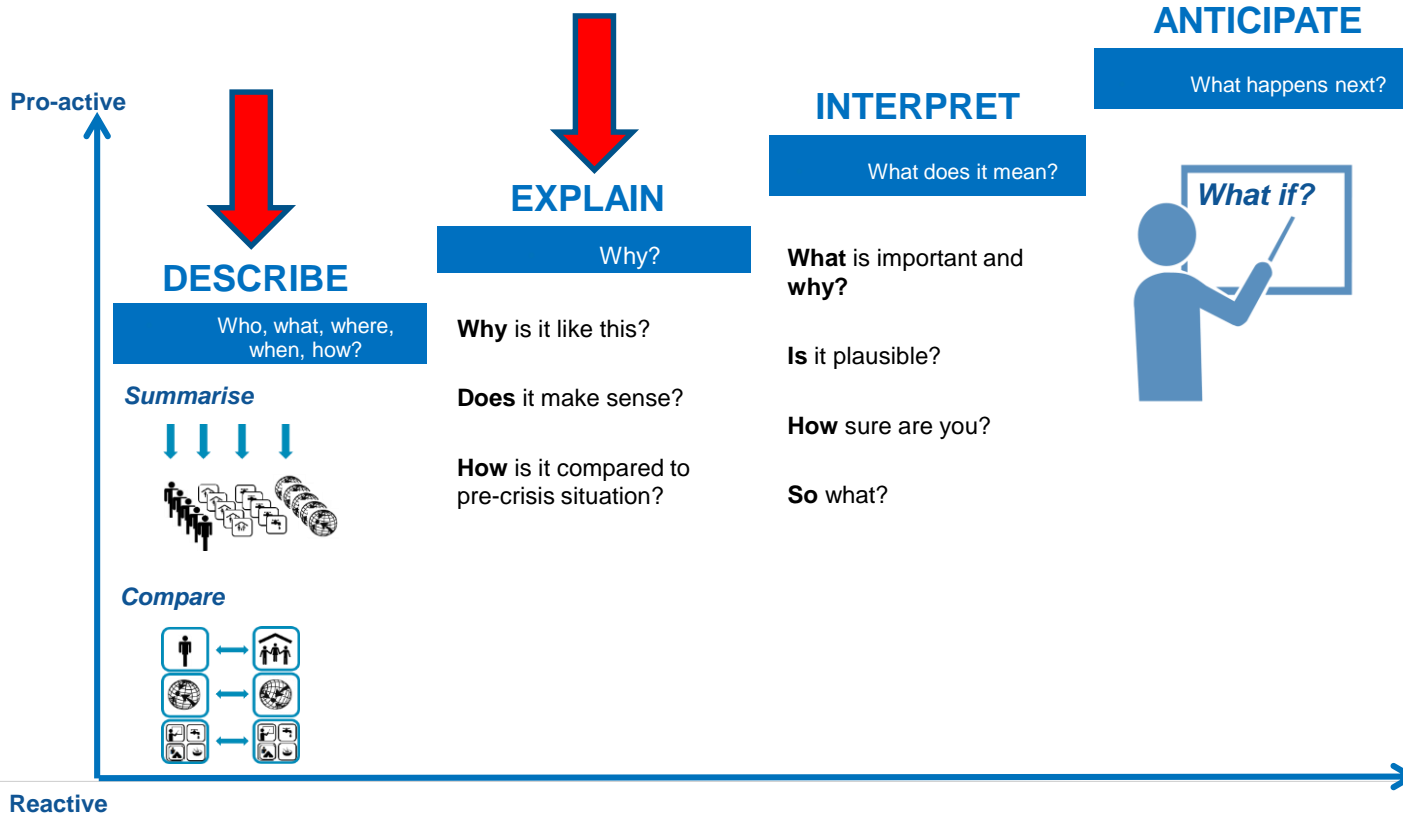
## Objectives

- The piloting of a common **Data Gathering Tool** aligned to sectoral objectives and performance indicators aims to:
  - **Enable** a standard approach to how data is created, updated, stored and analysed within the Ethiopia Refugee Response to support collective outcomes.
  - **Reinforce** joint accountability between all humanitarian partners (IP and OP), and streamline existing monitoring and reporting processes.
  - **Contribute** to the preparation of a quarterly situational analysis, provide partners (and donors) with a comprehensive overview of **trends**, progress against **targets**, to inform response interventions, defining operational **gaps** and funding **needs**.

*In 2018 for South Sudanese caseload only to support current RRRP minimum reporting requirements (24 partners).*

# Inter-Agency Data Gathering Tool

## The Analysis Spectrum



Data driven

Concept driven

# Inter-Agency Data Gathering Tool

## Workflow and responsibilities

### Monitoring - Planning

#### Country-wide

- Prepare Monitoring Plan
- Identify Population Site and Area of Responsibility by Population Group

#### Sector Specific

- Update Baseline and Target by PPG, Data Collection Frequency by Indicator
- Accept Indicators Data Collection Planning

#### Organization

- Subscribe to Objective by Location

### Monitoring - Data Collection

#### Organization

- Collect Indicators Attributes by Organization and Site

#### Site

- Collect Indicators Attributes by Site

#### Sector Specific

- Collect Indicators Attributes by Area of Responsibility

#### Country-wide

- Collect Indicators Attributes by Population Group

# Inter-Agency Data Gathering Tool

## Workflow and responsibilities

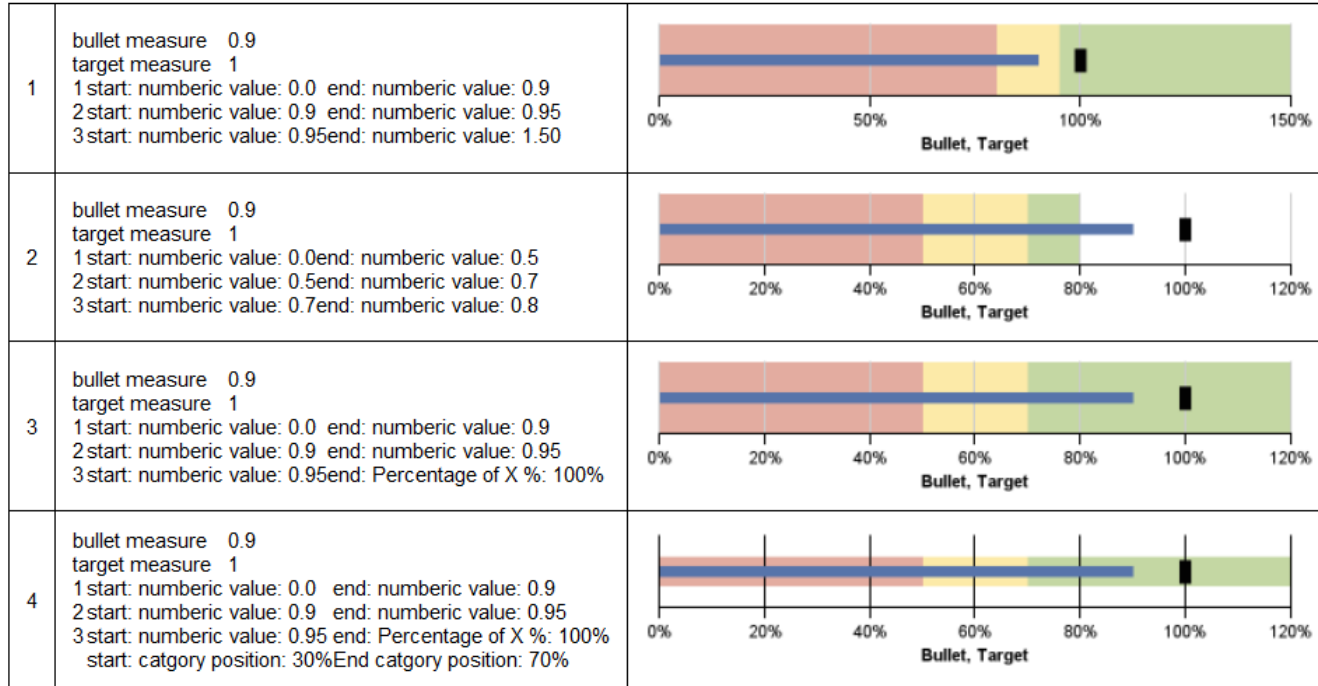
<http://localhost:8080/ops>





# Inter-Agency Data Gathering Tool

## Related coordination products – Progress against target analysis



# Inter-Agency Data Gathering Tool

## Related coordination products – Gap analysis

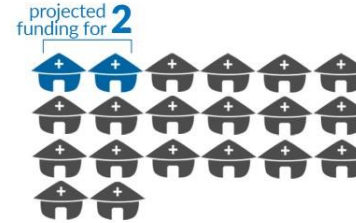
### HEALTH



**1,402** medical referrals  
conducted **OUT OF** **24,400**  
estimated needed  
referrals





**20** health facilities  
required



### SHELTER

**60%**  
without  
transitional  
shelters



# Inter-Agency Data Gathering Tool

## Next steps

- **Pilot rollout** for South Sudanese caseload to support current RRRP reporting requirements, as part of 2018 prototyping.
- **One-day field-based training** in Gambella and Assosa for RRRP Partners.
- **Quarterly situational analysis** against RRRP indicators to be compiled ahead of RCG meeting in September.

