

## Rhino Camp Refugee settlement

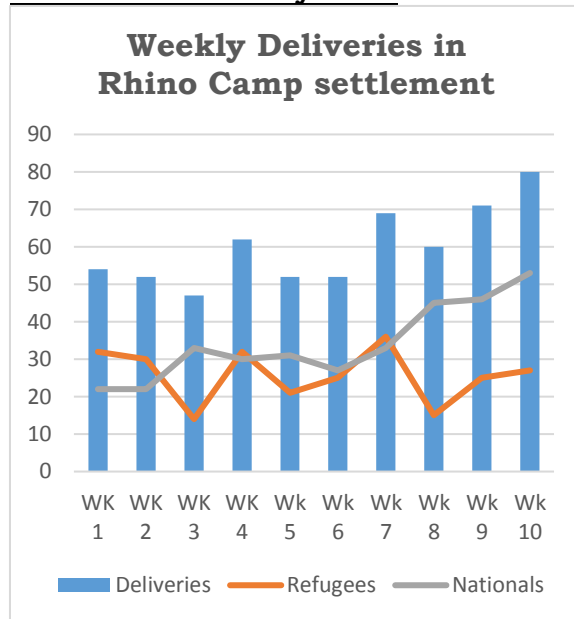
### Health and Nutrition updates-Week 10 (1<sup>st</sup> to 7<sup>th</sup> March 2018).

<b>Health &amp; Nutrition</b>			
<b>Health</b>			
<b>Partners and agencies:</b> UNHCR, UNFPA, UNICEF, ADLG, Medical teams international (MTI), Save the Children International (SCI), Global Refuge International, The Transcultural Organization (TPO), MMC, AMREF, CARE Uganda international, CUAMM Doctors with Africa, Uganda Red Cross Society (URCS), Infectious Disease Institute (IDI).			
<b>Total OPD/ IPD Consultations</b>	<ul style="list-style-type: none"> <li>▪ <b>OPD consultations:</b> 5,503 (3,777 refugees and 1,726 nationals) new OPD consultations were made in week 10 compared to 5,503 in week 09. Of the consultations 69% were to refugees and 31% to nationals.</li> <li>▪ <b>Mental Health and Psychosocial Support (MHPSS):</b> 15 new and 19 revisit clients received MHPSS in week 10 compared to 46 in week 09. Major conditions being epilepsy, PTSD, depression, acute stress disorder and developmental disorders.</li> <li>▪ <b>New IPD admissions: 112</b> (49 refugees and 63 Nationals) new IPD admissions were made in week 10 compared to 111 in week 09.</li> <li>▪ <b>New referrals:</b> 44 (32 refugees and 12 nationals) new referrals were made to Arua regional referral hospital in week 10 compared to 80 in week 09.</li> </ul>		
<b>Morbidity</b>	<p><b>Proportional Morbidity:</b></p> <ul style="list-style-type: none"> <li>• 876 (16%) Malaria confirmed cases</li> <li>• 1,725 (31%) Acute RTI</li> <li>• 196 (4%) Watery Diarrhoea</li> <li>• 18 cases of dysentery.</li> <li>• 00 case of typhoid fever</li> </ul>	<p><b>Medical screening, Vaccination; Deworming; Vitamin A</b></p>	<p><b>Expanded programme on immunization /EPI updates:</b></p> <ul style="list-style-type: none"> <li>• 1,123 individuals vaccinated in week 09 compared to 469 in week 09.</li> <li>• 225 individuals received Vitamin A supplementation in week 10 compared to 105 in week 09.</li> <li>• 171 mothers and girls of reproductive age were vaccinated against TT in week 10 compared to 115 in week 09.</li> <li>• 159 individuals dewormed in week 10 compared to 33 in week 09.</li> </ul>

Priorit y diseas e	A F P	Ani mal bite s	Chol era	Blo ody diar rhea	Wate ry diarr hea	G u i n e a W o r m	Mala ria	M e A S l e s	Meni ngitis	Yell ow Fev er	N N T	V H F	Ty ph oid	MD R TB	Huma n Influe nza sampl es
cases	0	0	0	18	196	0	876	0	0	0	0	0	0	0	0
Death s	0	0	0	0	0	0	0	0	0	0	0	0	0	0	0
<b>Suspect cholera Cases Identified in the Day</b>	0						<b>Suspect cholera Cases Undergoing Treatment</b>	0							
<b>Suspected Acute Flaccid Paralysis cases</b>	0						<b>Suspected Acute Flaccid Paralysis cases undergoing treatment</b>	0							
<b>Mortality</b>	<p><b>Deaths:</b> 01 (01 refugee and 00 national) death was reported in week 10 compared to 02 in week 09. All 01 death was of an individual less than 5 years and 00 among above 5 years. 00 community deaths and 01 death from health facility. 00 maternal death and 00 death among neonates and 00 stillbirth.</p> <p><b>Crude mortality rate (CMR):</b> 0.01 deaths/10,000/day in week 10 compared to 0.02 deaths/10,000/day in week 09.</p> <p><b>Under Five Mortality (U5MR):</b> 0.06 deaths/10,000/day in week 10 compared to 0.1 death/10,000/day in week 09.</p>						<b>Health Workers per 10,000 Population</b>			<p>Total # skilled staff= 140 (medical officers, clinical officers, nurses and midwives). This translates to 12/10,000 population. Given the current population of under Rhino Camp 101,601, Omugo 22,660 (Rhino 124,261) and 56,657 nationals (Overall Total 180,918), children &lt;5 years 24,362 as at 19<sup>th</sup> February 2018.</p>					
<b>Reproductive Health Mortality / HIV, TB care</b>	<p><b>Antenatal Care:</b></p> <ul style="list-style-type: none"> <li><b>Total ANC: 293</b> (222 refugees and 71 nationals) total ANC visits were made in week 10 compared to 512 in week 09.</li> <li><b>First ANC Visit:</b> 154 (67 refugees and 87 nationals) attended first ANC in week 10 compared to 184 in week 09.</li> </ul>														

- **Fourth ANC visits: 54** (32 refugees and 22 nationals) attended fourth ANC in week 10 compared to 76 in week 09.

**Labour and delivery care:**



- **80** (27 refugees and 53 nationals) deliveries were conducted by skilled health workers in week 10 compared to 71 in week 09.

**Post-natal Care (PNC)**

- 79 (43 Refugees and 36 Nationals) mothers attended PNC in week 10 compared to 77 in week 09.

**Family planning services:**

40 women received modern contraceptives in week 10 compared to 11 in week 09.

**Elimination of mother to child HIV transmission (eMTCT) services:**

- 154 (67 refugees and 87 nationals) pregnant mothers who attended ANC1 were offered HIV testing services in week 10 compared to 184 in week 09 and all were found HIV negative.
- No (00) HIV positive delivery, therefore, 100% eMTCT coverage.

**HIV and AIDS services:**

- 05 (04 refugees and 01 national) individuals were newly tested HIV positive in week 10 compared to 14 in week 09.
- **560** (346 refugees and 214 nationals) individuals were offered HIV testing services in week 10 compared to 1,143 in week 09
- 05 new HIV positives was initiated on HIV care and support.
- **1,296** pieces of condoms were distributed in week 10 for HIV prevention in the community compared 6,690 in week 09.

**TB care and treatment:**

- No (00) individual tested TB positives in week 10 from week 08.

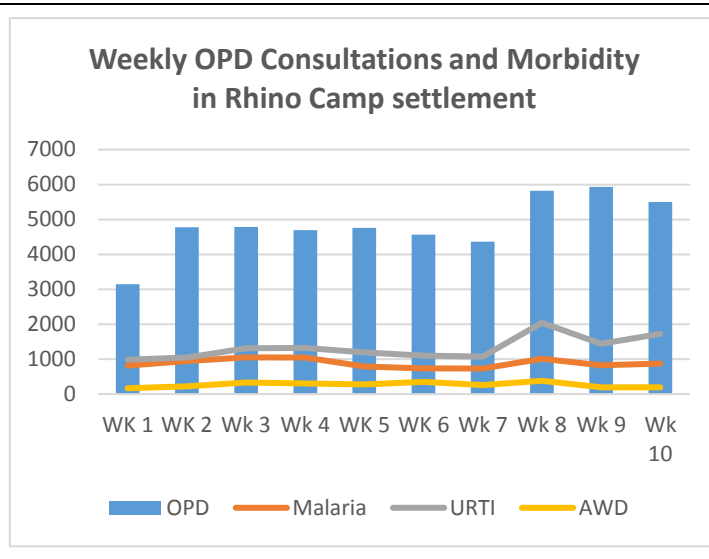
• **Achievements and Impact**

**OPD Consultations:** 5,503 (3,777 refugees and 1,726 nationals) new OPD consultations were made in week 10 compared to 5,503 in week 09. Sixty four percent 69% of the consultations to refugees and 31% to nationals.

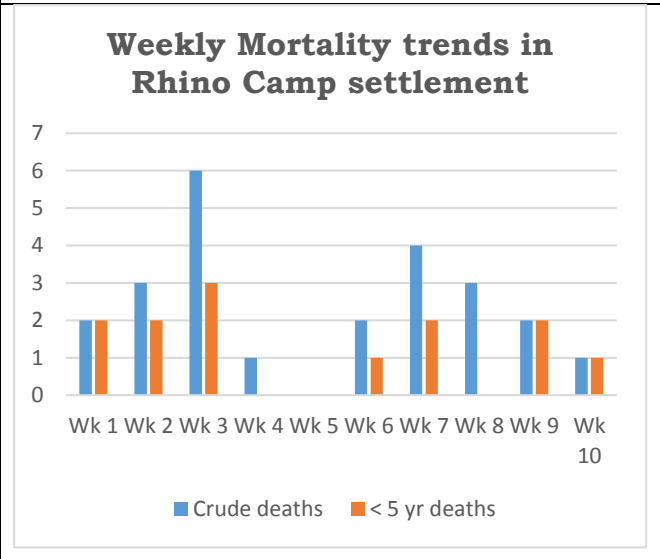
Respiratory Tract infections topped the most common ailments among the consultations with 31% and Malaria was second with 16% of the consultations and acute watery diarrhoea was among 4% of the OPD consultations. Therefore malaria, URTI and AWD contributed to 51% in week 10 compared to 42% in week 09. The incidence of malaria, RTI and watery diarrhoea is estimate at 8 cases/1000 persons/week, RTI 14 cases/1000 persons /week and AWD 2cases/ 1000/ week respectively.

## Mortality and Morbidity:

### Weekly OPD consultations and Morbidity trends in Rhino Camp settlement



### Weekly Mortality trends in Rhino camp settlement



- 01 (01 refugee and 00 national) deaths were reported from Rhino Camp settlement in week 10 compared to 02 in week 09. 01 deaths were among individuals below 5 years and 00 among individuals > 5 years. 01 deaths were reported from health center's and 00 from the community. There was no (00) premature, 00 neonatal deaths/< 28 days old deaths, 00 stillbirth and 00 maternal deaths. Therefore, Crude Mortality Rate (CMR) was 0.01 deaths/10,000/day and under-5 year mortality ratio (U5MR) was at 0.1 deaths/10,000/day below the emergency threshold of 1 and 2 deaths/10,000/day respectively. The cause/probable cause of death being 01 metabolic disorder in a child less than 1 year old.

### Community Disease surveillance and control of Outbreaks

- No (00) reports of suspected diseases of outbreak potential was reported in Rhino Camp settlement in week 10 from week 01.
- In the settlement 194 VHT's are actively involved in reporting cases from the community to health facilities.

### Others activities and highlights in the week

- SCI continued to conduct daily outreaches in Omugo extension and Ofua I health post. SCI reached 1,556 (1,244 refugees and 312 nationals) with medical consultations in the community in week 10 compared to 1,091 in week 09.
- MTI, GRI and SCI continued to carryout routine static and outreach activities in the 7 zones of Rhino Camp settlement and other partners most notably Arua district local government at Siripi, GRI at Odoubu HCII, MTI at Ofua, Olujobo and Ocea and Omugo I health post.
- TPO continued to support mental health and psychosocial support services (MHPSS) in the settlements.
- There was Medical screening of 90 new arrivals from Congo through Padea border point in Zombo district in week 10 prior to being relocated to Rhino Camp settlement.

### Identified Needs and Remaining Gaps

- No major challenge reported in week 10.

**Nutrition**

<b>Partners and Agencies:</b> World Food Programme (WFP), UNHCR, UNICEF, ADLG/DHO, Andre Foods International (AFI), Pentecostal Assemblies of God (PAG), Save the Children International (SCI), Medical Teams International (MTI), Global Refuge International, CUAMM Doctors with Africa, Welthungerhilfe (WHH), AMREF			
<b>Overall Rhino Camp Settlement weekly active case finding</b> Children less than 5 years Screened for nutritional status 4,713 (44 MAM and 06 SAM).	<b>1.1%</b>	<b>Kuluba</b> New arrival Weekly proxy Global Acute Malnutrition among children 6-59 months, MUAC (< 125 mm and/or oedema/WHZ score) <b>83 screened (02 MAM 00 SAM). Pregnant and lactating screened 31 screened, 06 &lt;23 cm and 25 were &gt;23 cm were 23</b>	<b>2.4%</b>
<b>Olujobo</b> Screened for nutritional status 1,193 screened (6 MAM and 02 SAM)	<b>0.6%</b>	<b>Ofua</b> Screened for nutritional status 682 (04 MAM and 00 SAM)	<b>0.6%</b>
<b>Siripi</b> Screened for nutritional status 453 screened (15 MAM and 04 SAM)	<b>4.2%</b>	<b>Oduobu</b> Screened for nutritional status 754 (00 MAM and 00 SAM)	<b>0.0%</b>
<b>Omugo zone</b> Screened for nutritional status 1,178 screened (10 MAM and 00 SAM)	<b>0.9%</b>	<b>Ocea</b> Screened for nutritional status 455 (09 MAM and 00 SAM)	<b>2.0%</b>
General Food Distribution <b>Rhino Camp</b> (kilocalories/person/day)	N/A	New arrivals ration (kilocal /person/day)	N/A

### Narrative

#### **Achievements and Impact**

- 83 children < 5 years and 31 pregnant and lactating women were screened for their nutritional status at Kuluba transit center with a proxy GAM rate of 2.4% in week 10 compared to 66 children < 5years and 31 PLW with GAM rate of 15.2% in week 09.
- 4,713 children less than 5 years were screened in the entire settlement for their nutritional status in week 10 compared to 3,953 in week 09. Therefore, the weekly proxy Global acute malnutrition in Rhino Camp settlement using MUAC and WHZ score is 1.1% in week 10 compared to 1.8% in week 09. The proxy GAM rate were distributed as follows with Siripi at 4.2%, Omugo zone at 0.9%, Ofua at 0.6%, and Olujobo at 0.6%, Oduobu 0.0%, and Ocea 2.0%.
- 38 children less than 5 years were enrolled in targeted supplementary feeding program in week 10 compared to 48 in week 09. Similarly, new cases of SAM without oedema admitted in Out-Patients Therapeutic program (OTP) were 11 (04 refugees and 07 nationals) compared to 12 in week 09. In addition, 402 mothers were enrolled in maternal child health nutrition program in week 10 compared to 391 in week 09.
- 57 children less than 5 years were exited from the TSFP, of which 31 had cured, 00 transferred out, 03 transferred to OTP/ITP, 18 defaulter, and 08 non response. Overall for Rhino Camp settlement recovery/cure rate in week 10 was 31 (54%) compared to 95% in week 09. Other performance 0% death rates, 08 (14%) non response rate, defaulter rates 18 (32%) above the UNHCR standards of less than 15%.

- 03 under 5's were exited from OTP in week 10 as was in week 09. All 03 were cured, 00 non-response and 00 death. Therefore recovery/cure rates in OTP in week 10 was 3(100%), 0(0%) death rate and 0 (0.0%) non-response rate and 0(0%) defaulters in OTP.
- Follow up of defaulters in OTP reveals that 32 (10 refugees and 22 nationals) beneficiaries were tracked in the community in the week 10 compared to 32 in week 09.

**Other nutrition activities during the week**

**Health Education and IYCF sensitization/ nutrition Education:**

- AFI reached 1,109 individuals with maternal nutrition and IYCF-E messages in week 10 compared to 972 in week 09.

**IYCF through mother baby areas:**

- During the week SCI continued to run 03 MBA's in Eden and 03 in Omugo. 244 pregnant and lactating mothers received nutrition and IYCF-E education in week 10 compared to 195 in week 09.
- In addition 461 community members received health talks on nutrition practices and IYCF-E in week 10
- Similarly, 63 mother baby pairs were served in week 10 compared to 49 in week 09.

**Follow up of defaulters in the community:**

- AFI continued to support followed up defaulters in all the 7 zones of the settlement. 32 defaulters in OTP were followed up in week 10 as was in week 10.

**Integrated community meetings:**

- AFI, MTI and other partners attended 4 integrated community meetings within Rhino Camp settlement in week 10 during which concerns like need for community outreaches, ambulances, challenges of geographical distance to service points, equipping VHT's with first aid kits were addressed.

**District nutrition coordination meeting**

- All nutrition partners within Arua district held a district nutrition coordination meeting to address challenges like support to nutrition addendum HMIS 009 and HMIS 008 reporting in facilities. Mass quarterly nutrition screening reports and FSN 2017 findings were analysed and actions plans developed.

**Identified Needs and Remaining Gaps**

- High defaulter rates and non-response rate among beneficiaries in Targeted supplementary feeding. In the same week and previous week a total of 62 lost-to-follow up children in TSFP were followed up in the community. This is coupled to the routine follow up at community levels by a 210 active village health teams.