

### Key Figures



**1,462,886**

Total refugees and asylum-seekers in country (as of 30 April 2018)



**1,061,892**

Total S.Sudan refugees and asylum-seekers in country (as of 30 April 2018)



**28,958**

S.Sudan new arrival in country (1 Jan - 07 Jun 2018)



**60%**

Of population are children under 18



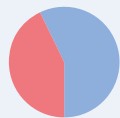
**82%**

of the Population are women and children < 18



**2%**


Of the population are elderly



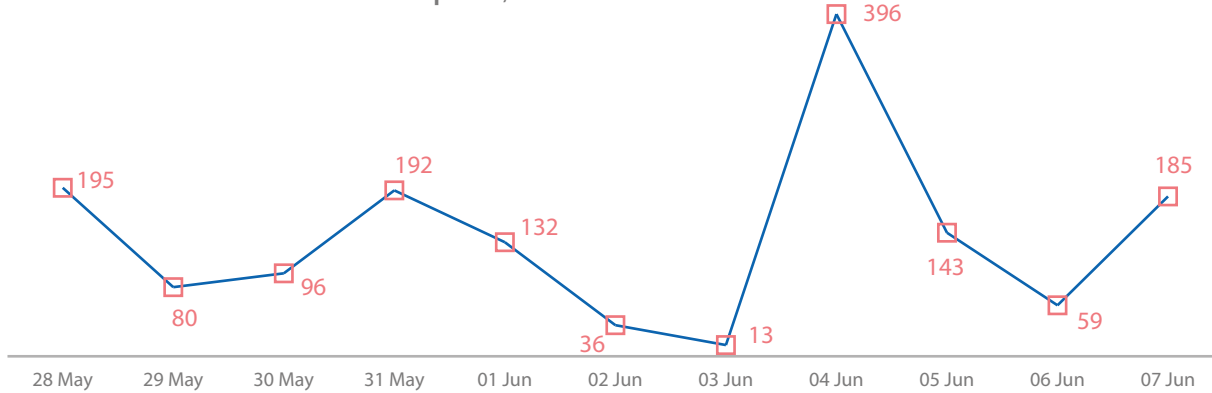
**43%**

Of all South Sudan refugees are in Uganda

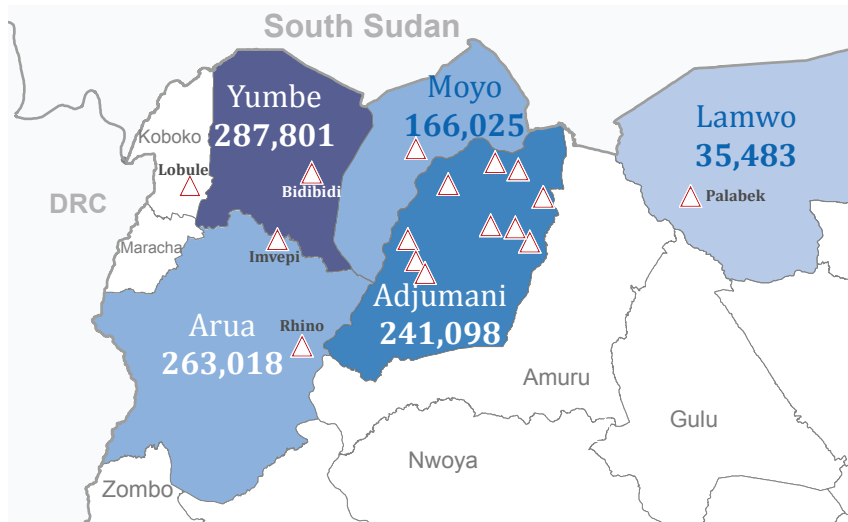
### Refugees Population | Top Five Settlements



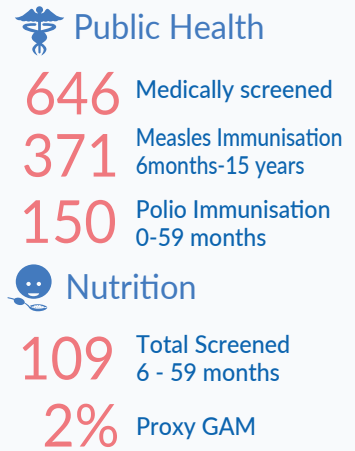
### South Sudan Influx | 28 May - 07 June 2018



### Refugee Population by District



### Indicators (Imvepi 20 - 31 May 18)



### South Sudan RRP 2018

**Total Requested**  
694.94 million

**Funded**

7%

**Gap 93%**

### Partners

