

### Key Figures



**1,411,794<sup>1</sup>**  
Total refugees and asylum-seekers in country (as of 31 January 2018)



**1,045,236<sup>1</sup>**  
Total S.Sudan refugees and asylum-seekers in country (as of 31 January 2018)



**8,707<sup>2</sup>**  
S.Sudan new arrival in country (1 Jan - 15 Feb 2018)



**61%<sup>1</sup>**  
Of population are children under 18



**82%<sup>1</sup>**  
of the Population are women and children <18




**2%<sup>1</sup>**  
Of the population are elderly

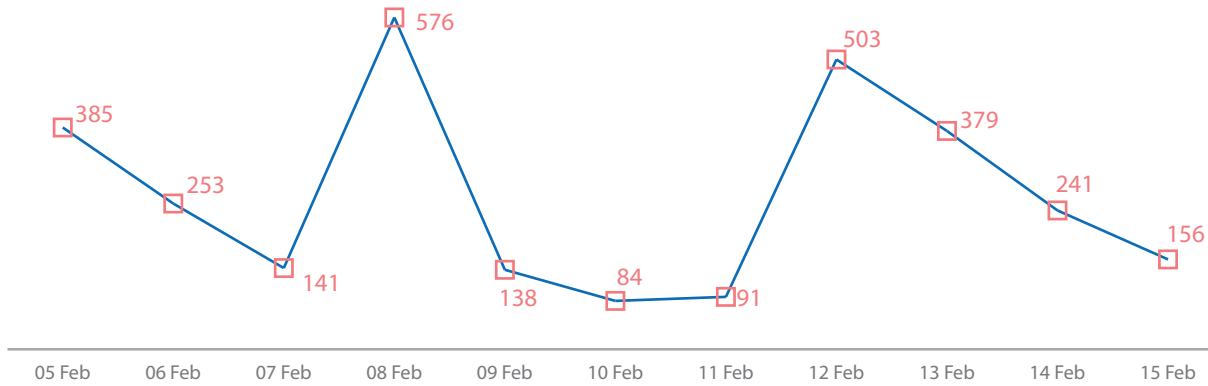


**43%<sup>3</sup>**  
Of all South Sudan refugees are in Uganda

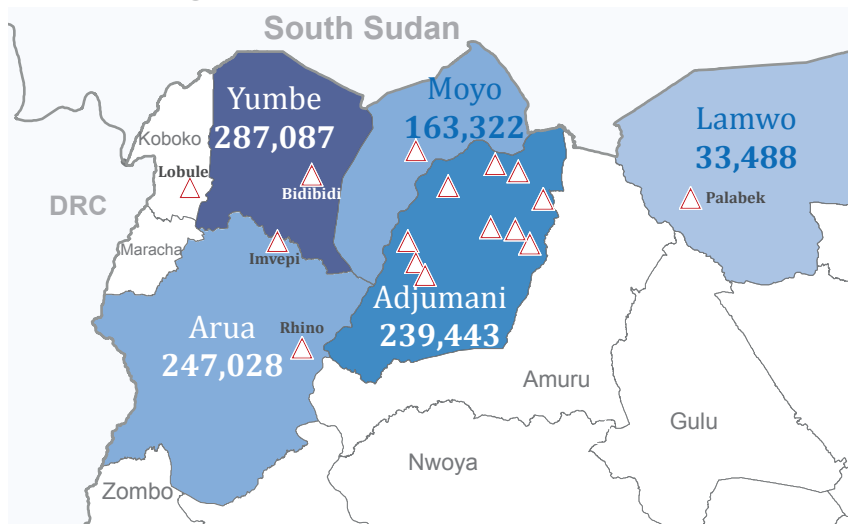
### Refugees Population | Top Five Settlements<sup>1</sup>



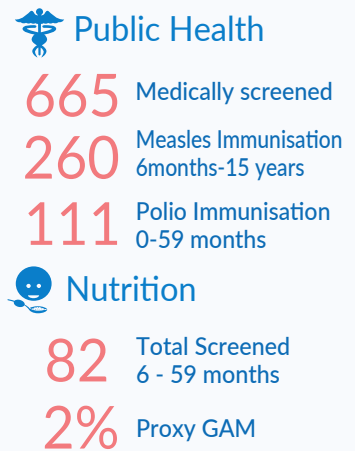
### South Sudan Influx | 05 February - 15 February 2018<sup>2</sup>



### Refugee Population by District<sup>1</sup>



### Indicators (Imvepi 8 - 15 Jan 18)<sup>4</sup>



### South Sudan RRP 2018

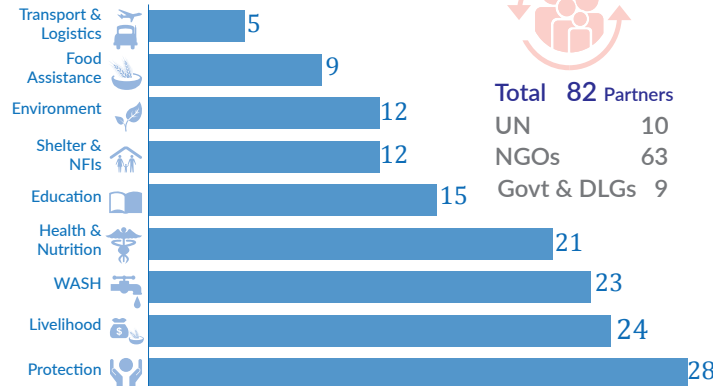
**Total Requested**  
694.94 million

**Funded**

4%

Gap 96%

### Partners



1. RIMS biometrically registered and unregistered (OPM) 2. Joint border monitoring OPM, UNHCR and NGO partners. 3. RIMS data and Regional Refugee data UNHCR. 4. Health and Nutrition Sector Partners.

The boundaries and names shown and the designations used on this map do not imply official endorsement or acceptance by the United Nations.