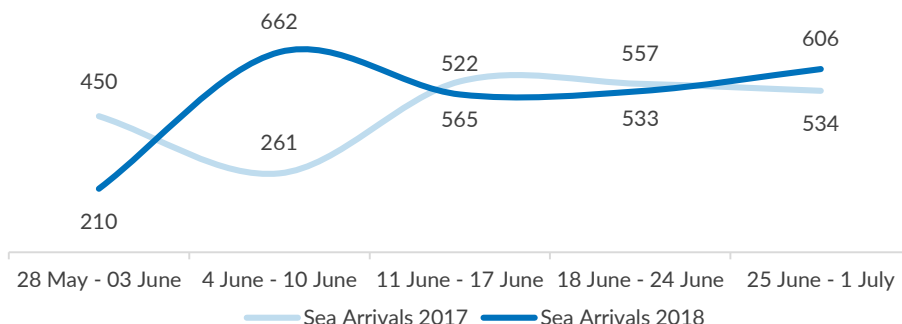


Greece Aegean Islands Weekly Snapshot

Arrivals

This week, 606 people arrived on the Aegean islands, an increase from last week's 533 arrivals and from last year's 534 arrivals during the same period.

The average daily arrivals this week equalled 87, compared to 76 in the previous week.



Population on the Islands

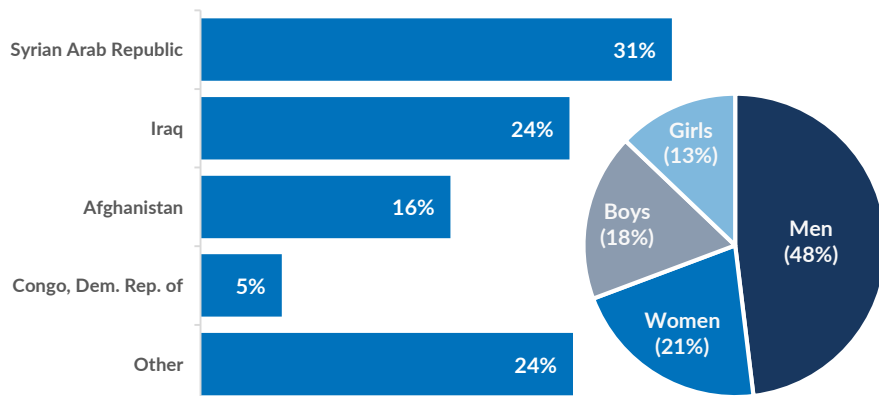
Nearly 15,500 refugees and migrants reside on the Aegean islands. In line with the trend of arrivals, the majority of the population on the Aegean islands are from Syria (31%), Iraq (24%) and Afghanistan (16%).

Women account for 21% of the population and children for 31% of whom nearly 7 out of 10 are younger than 12 years old.

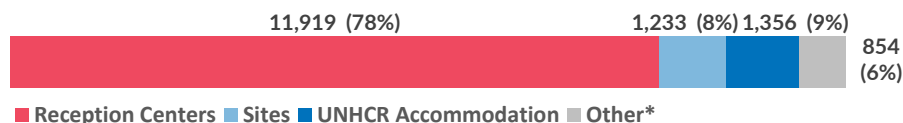
Approximately 12% of the children are unaccompanied or separated, mainly Syrian and Afghan.

Some 43% are men between 18 and 39 years old.

Demographics

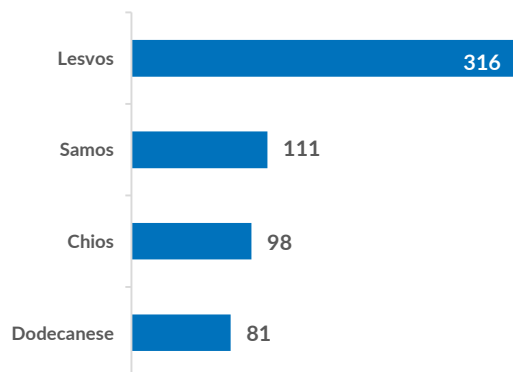


Population by Location



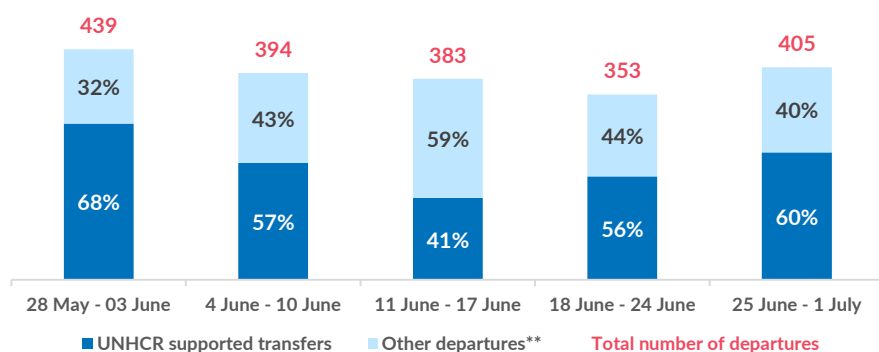
Entry Points by Sea

This week, 606 people reached the Aegean islands, the majority of whom arrived to Lesbos. The average daily arrivals on all islands was 87.



Departures to the mainland

This week, 405 asylum-seekers departed, once authorized by the authorities, from the Aegean islands to the mainland. Of those, 243 (60%) were transferred – with the support of UNHCR – to State-run sites and UNHCR's accommodation in apartments on the mainland.



*Other includes other facilities and self-accommodated; **Other departures includes i) transfers within IOM AVRR, ii) transfers of UASCs to State-run facilities and iii) those who depart on their own means (following the lift of geographical restriction). Statistics regarding Returns in the framework of the EU-Turkey Statement, can be found in [UNHCR's data portal](#).
Data Sources: Population data - UNHCR estimates based on enrolment; Arrivals/Departures - Hellenic Police, Hellenic Coast Guard.
Figures are subject to future adjustment based on consolidated figures provided by authorities. Percentages may not total 100 due to rounding.