



Ministry of Labour Syrian Refugee Unit -- Monthly Progress Report

# Syrian Refugee Unit Work Permit Progress Report June 2018

Timeframe	Report includes data gathered through June 30, 2018
Report compiled by	Syrian Refugee Unit at the Ministry of Labour
Date submitted	8/7/2018

## Introduction

This report was compiled by the Ministry of Labour's (MoL) Syrian Refugee Unit (SRU) and will provide the following:

- Total work permits issued to Syrian refugees.
- Disaggregation of work permit data by gender, type of permit, and location.
- Camp-specific work permit issuances.

January 1, 2016 to June 30, 2018	<b>105,404</b> permits issued
June, 2018	<b>2,310</b> permits issued
January 1, 2018 to June 30, 2018	<b>21,889</b> permits issued
<i>Of which issued from camps February 2017 to June 30, 2018</i>	<b>17,470</b> issued



Ministry of Labour Syrian Refugee Unit -- Monthly Progress Report

## Highlights

- 2,310 WP's were issued in June 2018, this figure shows a decrease compared with both total May 2018 of 3,145 WP's, and last year average of 3893WP's, however the total number of WP's from the beginning of 2018 exceeds the same period for the year 2017 by 4,669 WP's.
- During June 2018, 728 flexible WP's were issued in the construction sector under the umbrella of the General Federation of Jordanian Trade Unions (GFJTU), with total of 12,398 WP's.
- 657 flexible WP's were issued in June 2018 in the agriculture sector under the umbrella of the cooperatives, with total of 35,348 WP's.
- The Seventh Grace Period for Syrian refugees Work Permits valid until 31 December 2018.
- On June 3, 2018, the Ministry of Labour Issued a circular regarding the Cabinet decision on excluding Syrian Refugees working in the manufacturing sector from the reduction of foreign labor percentages reduction under the NEEP.
- Short-term WP's still inactive.



Ministry of Labour Syrian Refugee Unit -- Monthly Progress Report

## Analysis

### • Work Permit Issuances by Gender

Period	Male	Female	Total
January 1, 2016 to June 30, 2018	101,004 (96%)	4,400 (4%)	105,404
June 2018	2,194 (95%)	116 (5%)	2,310
January 1, 2018 to June 30, 2018	20,991 (96%)	908 (4%)	21,899
January 1, 2017 to June 30, 2017	14,751 (92%)	1,364 (8%)	17,230
January 1, 2016 to June 30, 2016	8,953 (98%)	154 (2%)	9,107

### • Work Permit Issuances by Type

Type	June 2018	Acc / 2018
First-Time Issuance	843	8,922
Renewal	1,059	8,331
Change of Workplace	4,306	3,912
Social Security Purposes <sup>1</sup>	12	176
Recruitment <sup>2</sup>	0	0
Temporary Permits <sup>3</sup>	49	164

<sup>1</sup>For purposes of collecting the social security entitlements, work permits may be renewed.

<sup>2</sup> Recruitment involves hiring non-Jordanian workers while they are still in their country of origin and bringing them to Jordan for work.

<sup>3</sup>Based on new instructions and a circular related to employment for cash-for-work projects, short-term work permits were introduced.

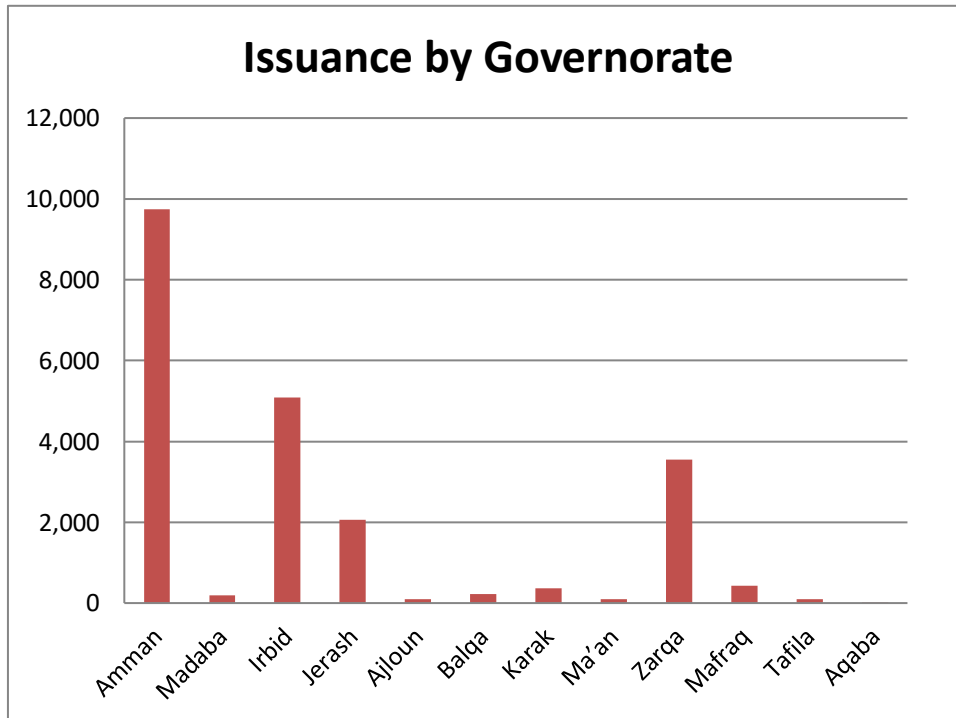


وزارة العمل

Ministry of Labour Syrian Refugee Unit -- Monthly Progress Report

• **Work Permit Issuances by Governorate**

Governorate	# w p June 2018	# w p 2018	Governorate	# w p June 2018	# w p 2018
Amman	1,113	9,740	Karak	30	362
Madaba	17	185	Ma'an	10	92
Irbid	495	5,079	Zarqa	397	3,542
Jerash	142	2,064	Mafraq	77	425
Ajloun	8	99	Tafila	4	92
Balqa	17	216	Aqaba	0	3
<b>June 2018</b>	<b>2,310</b>				
<b>Total 2018</b>	<b>21,899</b>				





Ministry of Labour Syrian Refugee Unit -- Monthly Progress Report

Figure 1: Work Permit Issuances by Governorate June 2018.

• **Work Permits June 2018 by Economic Activity, comparing with June 2017.**

Economic Activity/Field	June 2017	Share of Work Permit Issuances	June 2018	Share of Work Permit Issuances	# WP's change
Agriculture, forestry, and fishing	390	13.0%	615	19.6%	225
Mining and quarrying	1	0.0%	6	0.2%	5
Manufacturing	258	8.6%	262	8.3%	4
Electricity, gas, steam and air conditioning	0	0.0%	0	0.0%	0
Water supply, sewage, waste management activities	2	0.1%	0	0.0%	-2
Construction	58	1.9%	996	31.7%	938
Wholesale and retail trade; repair of motor vehicles	186	6.2%	152	4.8%	-34
Transportation and storage	18	0.6%	5	0.2%	-13
Hospitality and food service activities	97	3.2%	127	4.0%	30
Information and communication	0	0.0%	4	0.1%	4
Financial and insurance activities	0	0.0%	0	0.0%	0



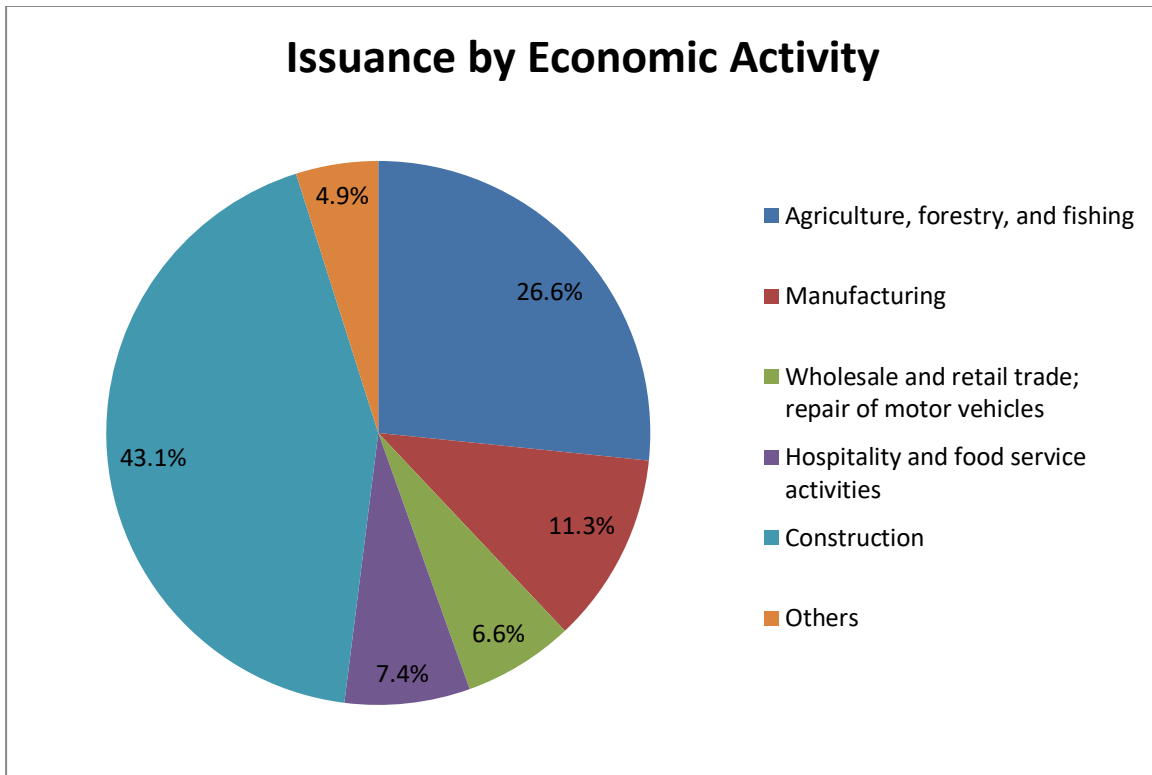
Ministry of Labour Syrian Refugee Unit -- Monthly Progress Report

Real estate activities	1	0.0%	0	0.0%	-1
Professional, scientific and technical activities	5	0.2%	2	0.1%	-3
Administrative and support service activities	55	1.8%	7	0.2%	-48
Public administration and defense; compulsory social	8	0.3%	79	2.5%	71
Education	8	0.3%	5	0.2%	-3
Human health and social work activities	0	0.0%	9	0.3%	9
Arts, entertainment and recreation	0	0.0%	0	0.0%	0
Other service activities	21	0.7%	19	0.6%	-2
Activities of households as employers; undifferentiated goods and services-producing activities of households for own use.	7	0.2%	20	0.6%	13
Activities of extraterritorial organizations and bodies	0	0.0%	2	0.1%	2
<b>Total</b>	<b>1,115</b>	<b>37.3%</b>	<b>2,310</b>	<b>73.4%</b>	<b>1,195</b>

Work Permit Issuances by Economic Activity June 2018



Ministry of Labour Syrian Refugee Unit -- Monthly Progress Report



• **Figure 2: Work Permit Issuances by Economic Activity June 2018.**



## Ministry of Labour Syrian Refugee Unit -- Monthly Progress Report

- Work Permit Issuances by Camp**

Camp	Work Permits Issued
Azraq Camp	10,813
Za'atari Camp	5,875
Cyber Camp	43
Mreijeb Camp	697
Unknown or Old Record	42
<b>Total</b>	<b>17,470</b>

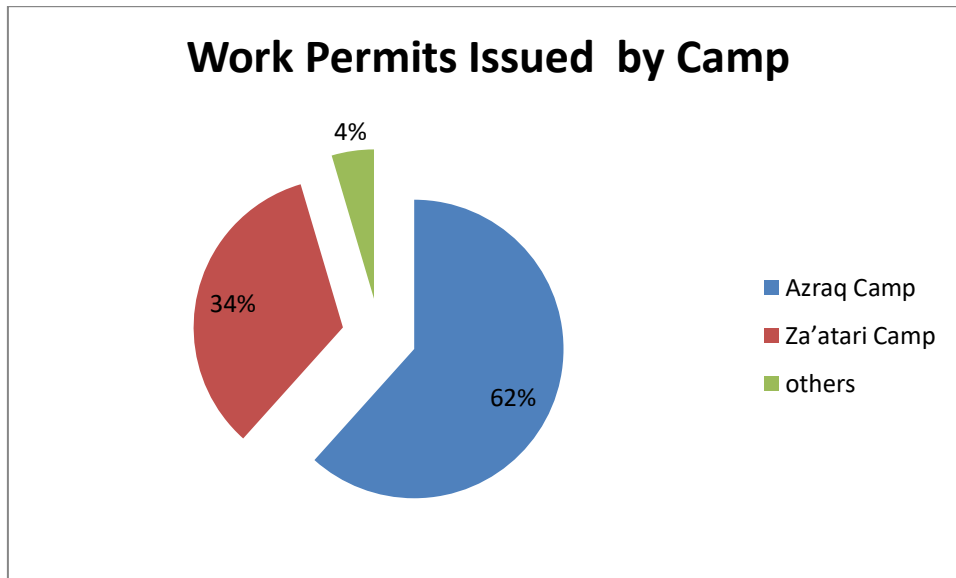


Figure 3: Work Permit Issuances by Camp (1/2/2017 to 30/6/2018)