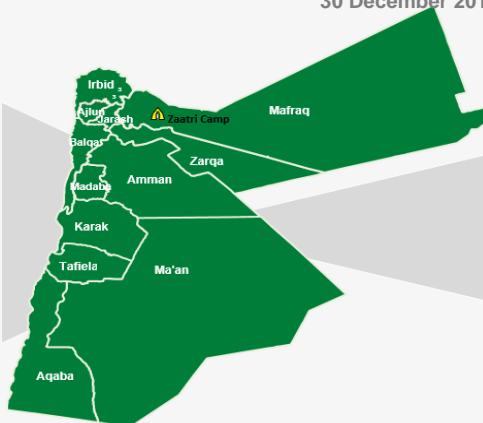
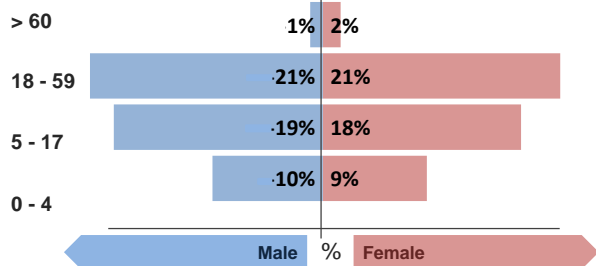




Refugee population

Total refugee population: **78,804**

Demographic breakdown:



Key facts

Camp opened: **July 2012**

Indicators at a glance

1 Health utilisation rate	16.2	X
2 Number of consultations per clinician per day	36	✓
3 Hospitalisation rate (/1000/month)	3.2	
4 % deliveries attended by skilled personnel	100%	✓
5 Crude Mortality Rate (CMR) (/1000/month)	0.2	✓
6 Under-five Mortality Rate (U5MR) (/1000/month)	0.4	✓
7 Neonatal Mortality Rate (NNMR) (/1000 livebirths)	11.0	✓

Notes

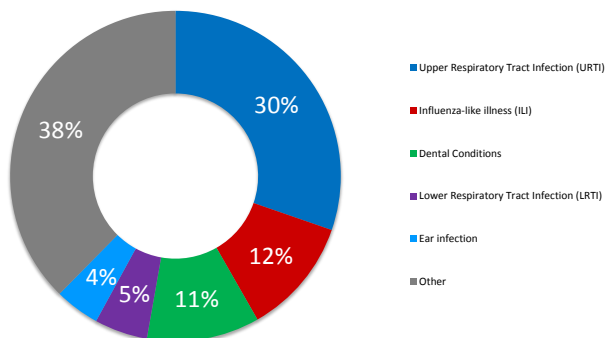
This public health profile for Za'atri refugee camp is compiled from health facility data from the following partners:

- IMC Clinic
- JHAS Clinic
- Moroccan Field Hospital
- RAF Qatari Clinic
- Saudi Clinic
- IRC Clinic
- AMR Clinic 1 (Comprehensive Charitable Medical Center)
- AMR Clinic 2 (Maternity and Childhood center)

Data is collected using standardised Health Information System (HIS) data collection and

Morbidity

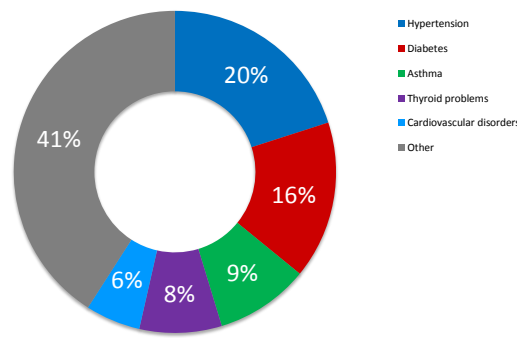
Acute health conditions (%)



Top 5 acute health conditions

Rank	Condition	% morbidity	# of cases
1	Upper Respiratory Tract Infection (URTI)	30%	49,528
2	Influenza-like illness (ILI)	11%	18,706
3	Dental Conditions	11%	18,046
4	Lower Respiratory Tract Infection (LRTI)	5%	8,489
5	Ear infection	4%	7,206
-	Other	38%	61,509

Chronic health conditions (%)



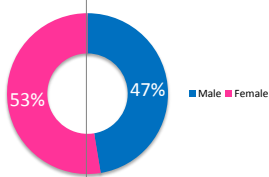
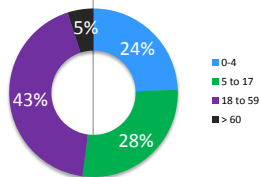
Top 5 chronic health conditions

Rank	Condition	% morbidity	# of cases
1	Hypertension	20%	10,136
2	Diabetes	16%	8,014
3	Asthma	9%	4,759
4	Thyroid problems	8%	4,175
5	Cardiovascular disorders	6%	2,791
-	Other	41%	20,695

Breakdown of acute health conditions

by age

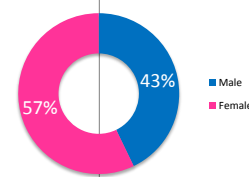
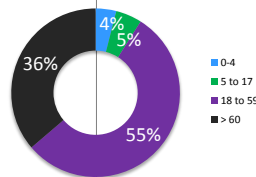
by gender



Breakdown of chronic health conditions

by age

by gender



UNHCR gratefully acknowledges the support of the following partners:



Public Health

Health Impact

Indicator	Standard	
Crude Mortality Rate (CMR) (/1000/month)	0.2	< 0.51 ✓
Under-five Mortality Rate (U5MR) (/1000/month)	0.4	< 1.5 ✓
Neonatal Mortality Rate (NNMR) (/1000 livebirths)	11.0	< 14.9 ✓

Access and utilization

No. of health facilities	1 : 9851	1 : < 10,000	✗
Total number of consultations	319,809		
Health utilisation rate	16.2	1 - 4	✗
No. of consultations per trained clinician per day	36	< 50	✓

Outbreak Alert and Response

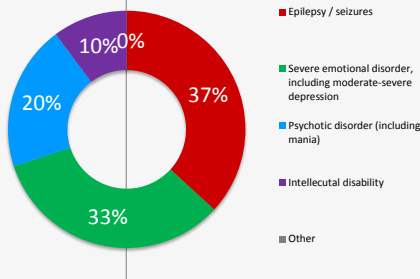
Indicator	Standard
Number of outbreaks reported	0
% of outbreaks investigated within 48 hours	100%

Laboratory

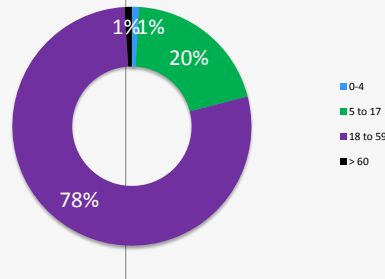
Number of laboratory samples	71,183
------------------------------	--------

Breakdown of mental health conditions

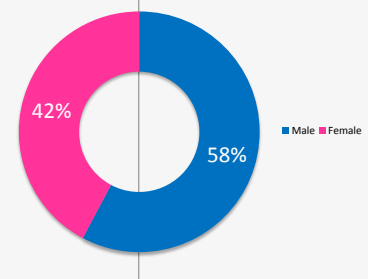
By cause



By age

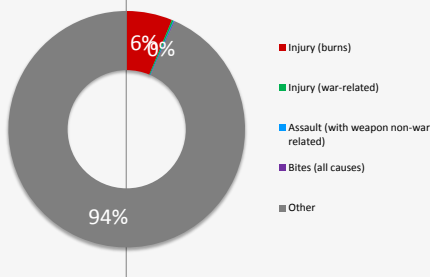


By gender

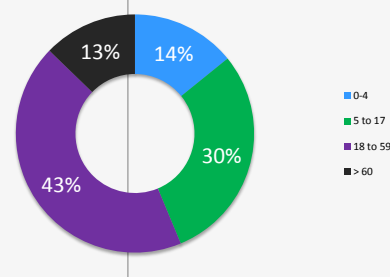


Breakdown of injuries

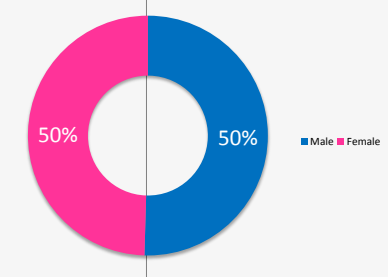
By cause



By age



By gender



In-patient and referral

In-patient department

Indicator	Standard		
Hospitalisation rate (/1000/year)	38.9	50 - 150	
Bed occupancy rate	26%	> 75%	✗
Mean length of stay for authorised discharges (days)	1.2		

Overall case fatality rate

Indicator	Standard
Overall case fatality rate	0%

Proportion of deaths within 24 hours of admission

Indicator	Standard
Proportion of deaths within 24 hours of admission	0%

Reproductive Health

Antenatal care

Indicator	Standard		
Coverage of antenatal care (4 or more visits)	81%	≥ 90%	✗
Coverage of TT vaccination	76%	≥ 90%	✗
Coverage of anaemia screening in pregnancy	92%	≥ 90%	✓

Delivery care

Proportion of deliveries attended by skilled personnel	100%	≥ 90%	✓
Proportion of deliveries performed by caesarean section	39%	5 - 15%	✗
Proportion of low birth weight deliveries (<2500g)	1%	< 15%	✓

Maternal mortality

Number of maternal deaths reported	1		
% of maternal deaths investigated	#DIV/0!	100%	

Postnatal care

Indicator	Standard		
Coverage of postnatal care	74%	≥ 90%	✗

Sexual and Gender-based Violence

Incidence of rape (reported cases/10,000/year)*	6.6		↑
% of rape survivors who received PEP** < 72 hours		100%	↑
% of rape survivors who received ECP*** < 120 hours		100%	↑
% of rape survivors who received STI**** prophylaxis < 2 wks		100%	↑

*Only includes rapes reported at health facilities **Post-exposure prophylaxis ***Emergency contraceptive pill ****Sexually transmitted infection



View interactive maps and statistics online
<http://twine.unhcr.org>

Legend:

- Standard met
- Standard borderline
- Standard not met
- Interpret data with care
- Data missing

