



Factsheet 2 of 4 Access to Services

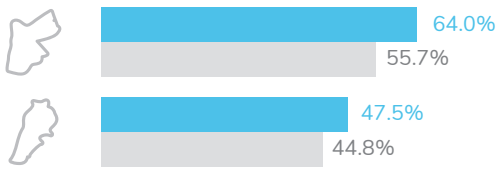
Disability is defined as interactions between personal and environmental factors. It is measured by the level of functioning of a person in various areas of daily activities (called “domains”) regardless of impairments, using the Washington Group tools.

● Households with at least one member with disabilities ● Households without any members with disabilities

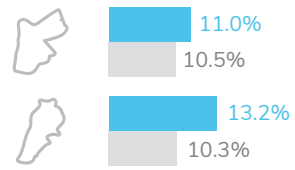
ACCESSIBILITY OF SHELTER AND LATRINE

ALL surveyed households **have shelter** or house except for 4 families in Zaatari camp in Jordan waiting for the delivery of caravans

Percentage of households reporting that it is **NOT** easy to move around the house



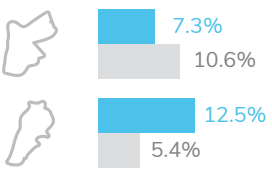
Percentage of households reporting their latrine are **NOT** accessible




“  **Households with member(s) with disabilities face greater difficulties in moving around house and using latrines** ”

SAFE WATER

Percentage of households reporting **NO** access to enough safe water from reliable sources



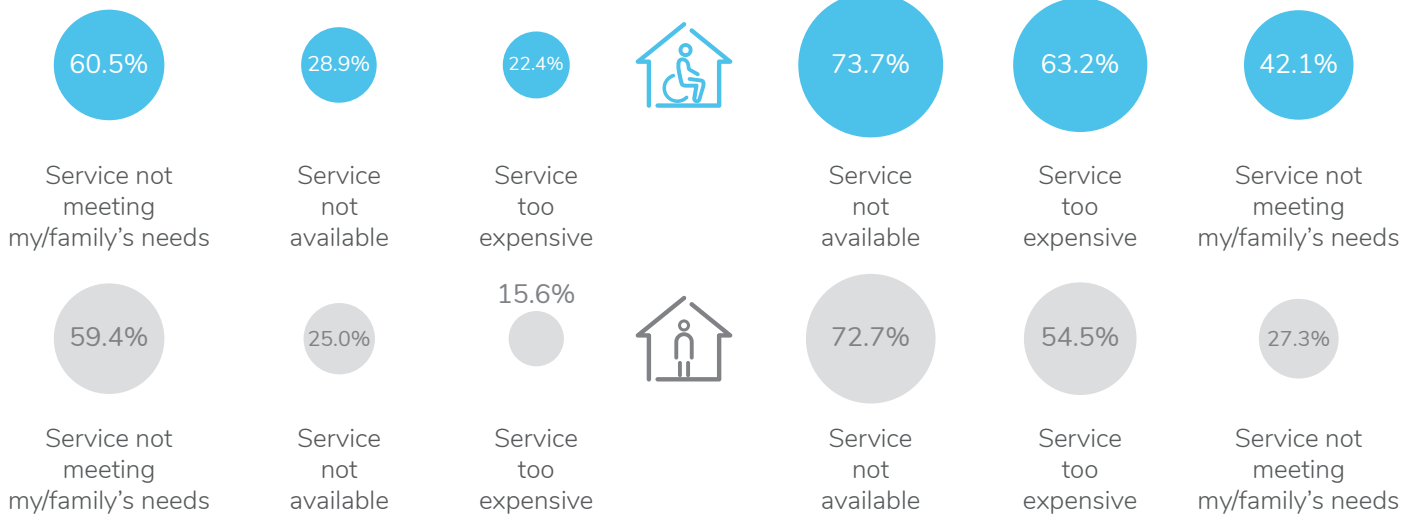
“  **Households with member(s) with disabilities in Lebanon are significantly less likely to access safe water than households without any members with disabilities (p<0.01)** ”

Barriers to access safe water

Identified by families who do not have access to safe water (multiple answers)

 **Jordan**

 **Lebanon**



Priority solutions for increased access to safe water

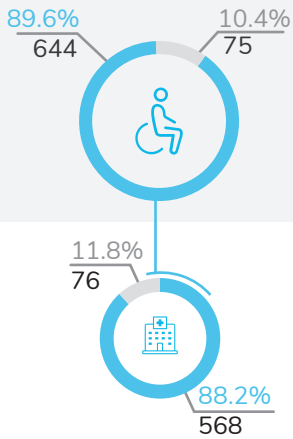


HEALTH

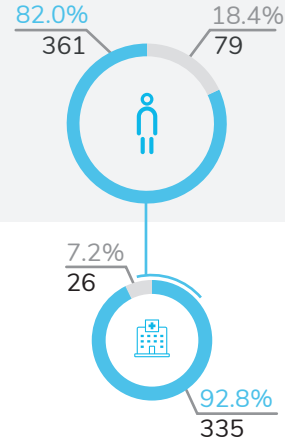
Percentage of households reporting medical needs in the last 6 months and access to health services

Jordan

Households with at least one member with disabilities



Households **without any** members with disabilities

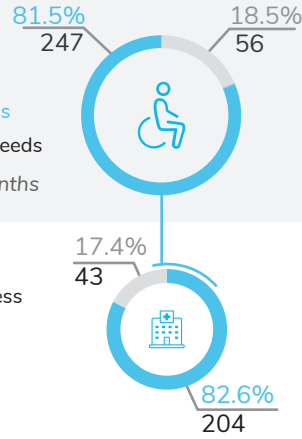


● Medical needs
 ○ No medical needs
 In the last 6 months

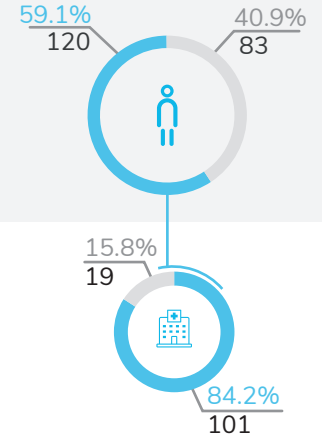
● Have access
 ○ Have no access

Lebanon

Households with at least one member with disabilities



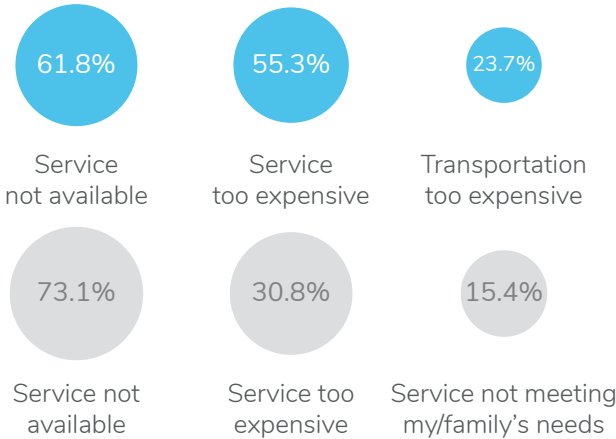
Households **without any** members with disabilities



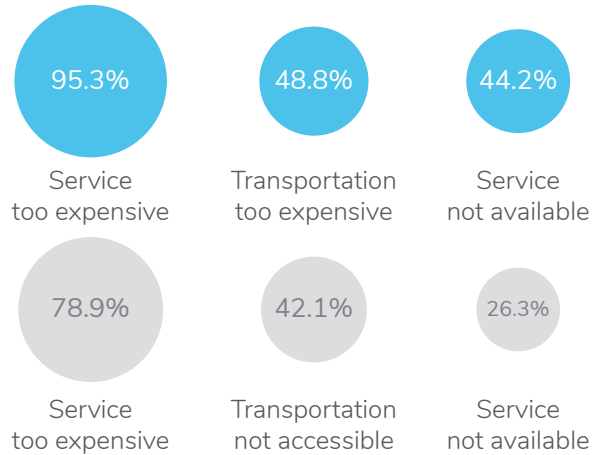
Barriers to access health services

Identified by families who do not have access to health services when needed (multiple answers)

Jordan



Lebanon



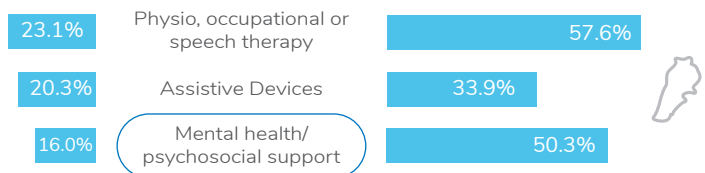
Priority solutions for increased access to health services



SPECIALIZED SERVICES

“ Of 1,903 persons with disabilities, 25.5% in Jordan and 57.5% in Lebanon require specialized services but cannot access them. ”

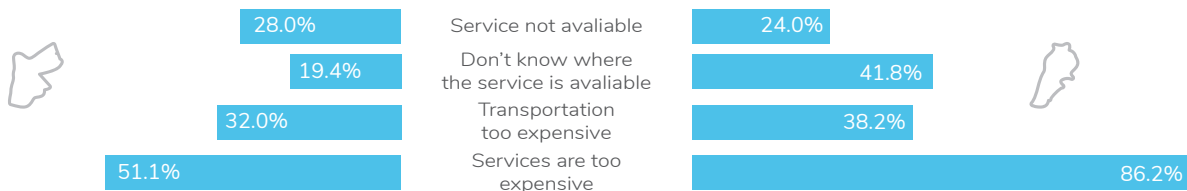
Key specialized services needed but not accessible



Strong needs among people aged 5-34 years

Barriers to access specialized services

Identified by families who do not have access to specialized services (multiple answers)



For further information

J.McGeown@hi.org

info-mena@immap.org