


2018 BURUNDI REGIONAL RRP

Regional overview of the Burundian refugee population

as of 31 August 2018



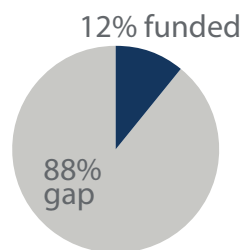
KEY FIGURES



383,283
BURUNDIAN REFUGEES

The figures presented reflect the refugee population covered by the Burundi Regional Refugee Response Plan and include Burundian refugees who fled since April 2015, as well as some 37,000 Burundian refugees who had sought asylum in the region prior to April 2015. In addition to the population above, there are some 13,200 Burundian refugees in Kenya, 8,500 in Mozambique, 7,500 in Malawi and 5,000 in Zambia who are assisted within the respective country-level programmes. A further 23,000 Burundian refugees, who have lived for decades in Tanzania, no longer receive assistance and are not included in these figures.

2018 REGIONAL RRP FUNDING

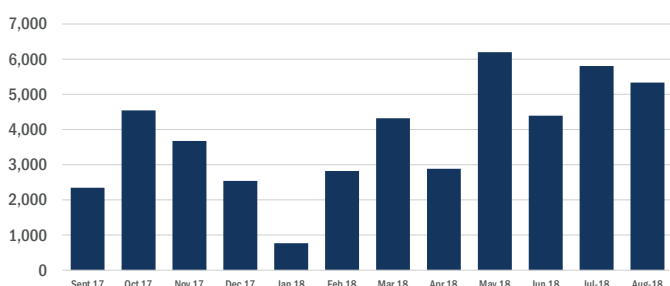


USD 391M
REQUESTED

USD 47.6 M
RECEIVED

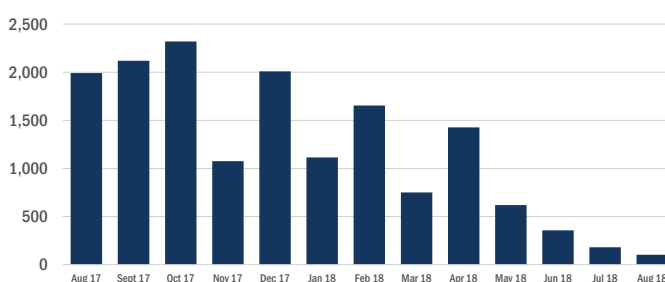
BY 27 RRP PARTNERS
IN 2018 FOR THE BURUNDI
SITUATION (AS OF 25 SEPT.)

ASSISTED RETURNS BY MONTH

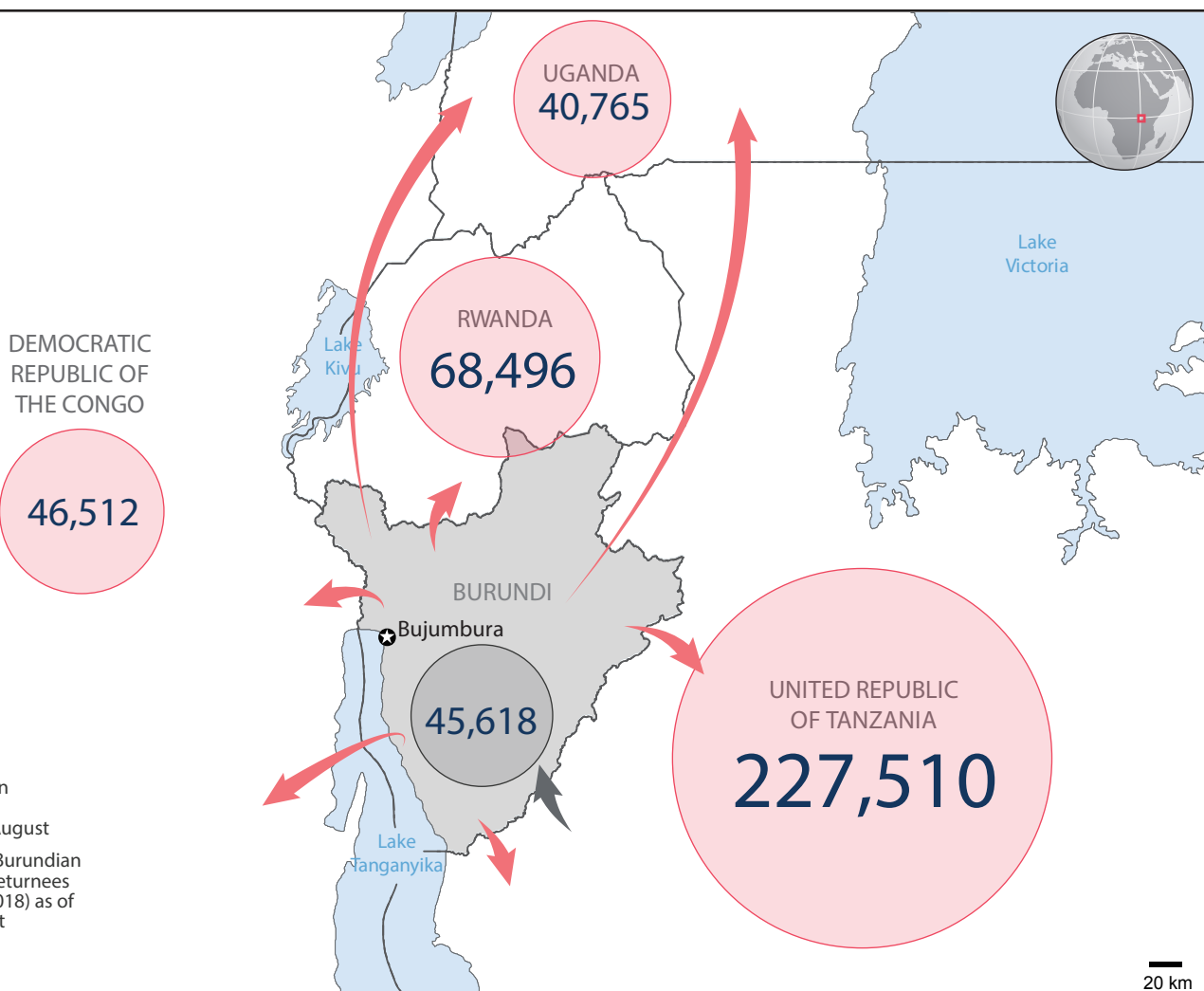


2018 returns (1 Jan - 31 Aug): 32,522
Assisted Burundian refugee returns to Burundi

REGIONAL ARRIVALS BY MONTH



2018 arrivals (1 Jan - 31 August): 6,207
Based on field reports, UNHCR and Government registration



The boundaries and names shown and the designations used on this map do not imply official endorsement or acceptance by the United Nations.

Date: 31 August 2018 Source: UNHCR, Government Feedback: minuto@unhcr.org *Biometrically registered in the Refugee Information Management System (Gov - OPM)
The data are as of 31 July 2018. The data on new arrivals to Uganda is not available for August 2018.