



# IMPACT EVALUATION REPORT FOR THE MULTI- SECTORAL LIVELIHOOD AND ENVIRONMENT INTERVENTIONS FOR THE REFUGEES IN KYANGWALI

---

SUBMITTED TO

ACTION AFRICA HELP (AAH) UGANDA PLOT 72 NTINDA ROAD,  
P.O BOX 10501, KAMPALA, UGANDA. TEL: 0392787780, 0414287884,  
Email: [actionafrica@actionafrica.org](mailto:actionafrica@actionafrica.org)

SUMMITTED BY

DR. BRIAN KATUNGI AND DR NELSON WAJJA-MUSUKWE

---

P.O. BOX 32252 KAMPALA. TEL (+256) 781969190, 700105720  
EMAIL: [katungibrian@gmail.com](mailto:katungibrian@gmail.com)

**JANUARY, 2017**

# ACKNOWLEDGEMENTS

---

This study was conducted with support from different parties. First and foremost, we acknowledge Action Africa Help (AAH) Uganda for funding this study and facilitating us during field work, data analysis and report writing. We are grateful to particular individuals especially, UNHCR Livelihood Consultant that guided the study onset; Mr. David Musaazi, the Area Manager for his timely and good coordination up to the end, and Mr. Elias Katareiha, the Livelihoods Coordinator in AAH for ably coordinating our field work and being available at odd times.

We appreciate the frank discussions and time given to us by Ms. Jacqueline Kitenterah the Humanitarian Programs Coordinator for her technical guidance and direction in the study processes; OPM Department, District local Government, UNHCR head of mission and staff in Kyangwali for their technical support and direction in the course of the study and all partners that participated in the study.

Heartfelt thanks go to the study team by name Mwishu; Phillip, Rehma, Aminata, Mary, lucky, Annah, Florence and Abel. Thank you for braving in rain, long distances and quality work done. 'Asante sana'.

Lastly, we thank all the respondents from the refugees' community and some members of the host community that interacted with us during interviews and focused group discussions for willingly and unreservedly sharing with us their experiences on sustainable livelihoods and environment situation in Kyangwali.

## LIST OF ACRONYMS

---

AAH	Action Africa Help
ARC	American Refugee Council
FRC	Finish Refugee Services
KRC	Kabarole Research Council
FGDs	Focused Group Discussions
IPs	Implementing Partners
KII	Key Informant Interviews
NGO	Non-Governmental Organization
OPM	Office of the Prime Minister
PPP	Public Private sector Partnership
REHOPE	Refugee Host community Empowerment
SAFE	Safe Access to Fuel and Energy
UNHCR	United Nations Higher Commission for Refugees

# TABLE OF CONTENTS

---

ACKNOWLEDGEMENTS.....	2
LIST OF ACRONYMS.....	3
EXECUTIVE SUMMARY.....	5
OPERATIONAL DEFINITIONS OF TERMS.....	7
1 INTRODUCTION AND BACKGROUND.....	8
1.1 Introduction.....	8
1.2 Background to the Livelihood and environment Interventions.....	8
1.3 Aim, Purpose and Objectives of the assessment.....	8
1.3.1 Aims or and Purpose of the assessment.....	8
1.3.2 Objectives of the assessment.....	9
1.4 Scope of the Impact Assessment:.....	9
2 METHODOLOGY AND APPROACH.....	10
2.1 Evaluation Design.....	10
2.2 Study Population and sampling.....	10
2.3 Sampling Procedure.....	10
2.4 Data Collection.....	11
2.4.1 Preliminary Planning meeting with UNHCR Field Office.....	11
2.4.2 Validation meetings and common input into the findings by all stakeholders.....	11
2.5 Data management, analysis and presentation.....	12
2.6 Quality assurance.....	12
2.7 Ethical Considerations.....	12
2.8 Limitations of the study.....	12
3 FINDINGS AND DISCUSSIONS.....	13
3.1 Introduction.....	13
3.2 Demographic profiles of Kyangwali Refugee Settlement.....	13
3.3 Assessing the effectiveness and efficiency of project implementation.....	14
3.3.1 Effectiveness of project implementation.....	14
3.3.2 Efficiency of project implementation.....	17
3.4 Determine the extent to which the project and its associated actions were relevant and tailored to the existing and likely future needs of PoCs, host community and stakeholders.....	18
3.4.1 Household Profiles.....	18
3.4.1.1 Tracking Knowledge, participation and involvement of Refugees.....	18
3.5 Evaluation of project outputs, outcomes and relevancy in addressing Livelihood and Environment Concerns/needs of refugees.....	22
3.6 Success stories in Livelihood and environment Interventions.....	24
3.7 Project Institutional Arrangements, collaborations with partners and relevant District line department.....	24
3.8 Long term sustainability and relevance of livelihoods and environment projects interventions (policies and actions).....	25
3.8.1 Lessons learnt in the implementation process.....	26
4 Conclusions and Recommendations.....	27
4.1 Conclusions.....	27
4.2 Recommendations.....	27
References.....	31
Appendices.....	32

# EXECUTIVE SUMMARY

---

**Background:** This report presents findings from the Livelihood and Environment Interventions Impact Evaluation of the Multi Sectoral Assistance to Refugees and Asylum Seekers in Kyangwali Project in November 2016 commissioned by Action Africa Help Uganda and United Nations Higher Commission for Refugees (UNHCR). The evaluation aimed at assessing the progress, performance and achievements made in the implementation of the Livelihood and Environment Multi Sectoral Assistance programs and generate lessons and recommendations to inform better and future programming.

**Methods:** The study was participatory, descriptive and a cross-sectional one utilizing heavily qualitative approaches. Qualitative data was collected through in-depth interviews with refugees at household levels; dialogue sessions with various groups (farmer, savings, etc.) at community levels, a sample of key Informant and in-depth interviews with partners, camp management and review of relevant literature on implementation of activities by refugees (progress reports, multi-year strategy (2016-2020) and series of in-depth Interviews at camp management level.

## Findings

**Livelihood and self-reliance:** findings indicate substantial efforts have been invested in refugees to increase agriculture production through extension services and direct farm input provision, post-harvest handling and village savings. Despite the current level efforts, there are strong bottlenecks that need multi-sectoral and multi-stakeholder response and these include; weather changes and need for irrigation, fertilizers, inadequate seed source and access of vegetable seeds; lack of reliable and regular market, price changes; exploitation by middle men, infestation of crops by pests. There are delinks to the whole Value chain system and partners seem to handle only a bit but seasonally based on funding routine. Farmers showed need to diversify from agriculture to off-farm businesses at some stages.

**Environment and self-reliance:** a growing momentum of interventions by partners in environment management, energy saving technologies is recorded. However, energy sources in Kyangwali remain majorly firewood; charcoal and reported agricultural wastes. Massive use of wood and charcoal overwhelms the existing natural resource base in the settlement. Production of briquettes is on small scale.

## Conclusions and recommendations

**Conclusions:** Overall, the Multi Sectoral Livelihood and Environment Assistance programs for refugees, asylum seekers and host communities in Kyangwali Settlement implemented by AAH Uganda and partners; supported largely by UNHCR and supplemented by the European Union (2011-2014) with close collaboration of OPM has made commendable progress that need to be strengthened further and periodically evaluated to realize the desired end of self-reliance.

**Recommendations:** Based on evaluation findings; the following recommendations are made: In terms of sustainable livelihoods, partners need to tackle holistically the whole value chain rather than different stages and rationalization should be done where partners share plans, targets, areas of operation, duration of funding etc.

Massive production of briquettes should be funded, promoted hand in hand with the promotion of affordable improved energy saving technologies alongside tree planting campaigns. Joint planning of all partners need to be encouraged, promoted and sharing of targets rather than individual planning and then quarterly coordinated meetings. A multi-year funding stream should be encouraged that enables longer planning periods to handle sustainability modalities and checks.

Enhance modernization of agriculture, increase access to market-led skills development, support business and microfinance enterprises aimed at meaningful engagement of the youth, strengthen non-farm income generating activities, e.g., vocational and artisan skills. Enhance measures such as the value chain approach, financial literacy and business skills, as well as environmental management, responsiveness to climate change, chronic malnutrition, reproductive health (including HIV), and gender are recommended in all livelihood programming.

# OPERATIONAL DEFINITIONS OF TERMS

---

- Impact:** Refers to the significant or lasting changes in people's lives brought about by a particular intervention or series of interventions. It refers to both the positive and negative, intended and unintended changes that have occurred as a result of an intervention.
- Self-reliance** This is the ability of people, households or communities to meet their basic needs and to apply social and economic rights in sustainable and dignified way
- Resilience:** is the capacity of people, households or communities to cope with shocks, so that they do not have long-lasting and adverse development consequences
- Effectiveness** Effectiveness is a measure of the degree to which an intervention achieved what it was intended to deliver.
- Efficiency:** Is a measure of the cost-effectiveness of an intervention, giving the value of outputs in relation to the value of inputs.
- Value chain:** this is a sequence of related business or functions from the provision of specific inputs for a particular product to primary production, processing, marketing and up to the final sale of the product to consumers

# I INTRODUCTION AND BACKGROUND

---

## I.1 Introduction

This report presents findings from the Livelihood and Environment Interventions impact Evaluation of the Multi Sectoral Assistance to Refugees and Asylum Seekers in Kyangwali Project in November 2016 commissioned by Action Africa Help Uganda and United Nations Higher Commission for Refugees (UNHCR). The assessment also covered beneficiaries of the EU supported livelihoods project of 2011-2014. The evaluation aimed at assessing the progress, performance and achievements made in the implementation of the Livelihood and Environment Multi Sectoral Assistance programs and generate lessons and recommendations to inform better and future programming.

## I.2 Background to the Livelihood and environment Interventions

The background to UNHCR Refugees and Asylum Seekers sustainable Livelihood and environment interventions are premised on the fact that all refugees and Asylum Seekers should be able to satisfy their livelihood and energy needs for cooking and lighting in a safe and sustainable manner, without fear or risk to their health, well-being personal security and environment. This core strategic direction is well articulated in Refugee Host Community Empowerment Strategy (REHOPE), UNHCR Multi-year strategy (2016-2020) operationalized in the COP 2016/2017 and UNHCR Global SAFE strategy 2014-2018.

In line with this mandate, partners in close collaboration with OPM have been implementing a Livelihood and Environment Multi Sectoral Assistance programs for refugees, asylum seekers and host communities in Kyangwali Settlement (Hoima District). This program strives to improve the quality of life for refugees and nationals through supporting self-reliance and livelihoods, systematic integration of social services delivery with local government systems, which in turn strengthens social cohesion, foster economic self-reliance and enhance socio-economic growth. The key strategic sectors include: Community Services, Social Protection, Education, Health Care, Water, sanitation and hygiene, Livelihood, Environment and Energy as well as Logistics and infrastructure.

## I.3 Aim, Purpose and Objectives of the assessment.

### I.3.1 Aims or and Purpose of the assessment

This assessment was meant to review the impacts (intended and unintended) of all livelihoods interventions carried out in Kyangwali Refuge Settlement (and host community) by all UNHCR implementing and operating partners, assess the progress, performance, achievements and lessons learnt. Therefore assessment purposed to:

- I. Act as a learning and improvement, as a building block for future planning and work; the intention of which was that the outcomes of this study would provide useful and relevant information for future livelihoods programming; explore why implemented actions and interventions had been successful or not; and provide guidance on how to better implement and make difference in the livelihoods of refugee and host community.



2. Serve as an accountability; this assessment was also an accountability instrument for the 2014-2016 projects. Findings will be used to assess whether or not project plans were fulfilled and also determine the extent to which the project's resources were used in a responsible and effective manner, *i.e. value for money*
3. Assess sustainability; the outcomes of this study will assist UNHCR, and partners to learn and develop more of efficient, practicable and sustainable interventions, approaches, and structures, and crucially will provide recommendations for the future.

### 1.3.2 Objectives of the assessment

The specific objectives of this Impact Assessment were to:

1. Assess the effectiveness and efficiency of project implementation, including assessing the institutional arrangement, partnerships, risk management, M&E and entire project cycle management;
2. Determine the extent to which the project and its associated actions were relevant and tailored to the existing and likely future needs of PoCs, host community and stakeholders.
3. Determine whether due diligence was taken, whether environmental factors are in sync with envisaged implementations; *i.e.* assess whether an exhaustive actor-factor analysis was leveraged in the project design.
4. Evaluate the outputs, and any outcomes of the project already delivered, and determine and assess their contribution to delivery of the project's overall aims and objectives;
5. Assess the long term sustainability and relevance of livelihoods projects interventions (policies and actions);
6. Assess the effectiveness and efficiency of the project set-up (in terms of institutional anchorage within UNHCR and the relevant District line department);
7. Identify key 'success stories, milestones and lessons learnt' to date, particularly with regard to strategic processes and the mechanisms chosen to achieve the project's objectives to date;
8. Make clear, specific and implementable recommendations for future livelihood and environment programming, and provide overall guidance on the scope of future work.

### 1.4 Scope of the Impact Assessment:

The assessment was conducted in Kyangwali Refuge settlement in Hoima District and covered the Refugee population in the settlement (men, women, and youth) engaged in various livelihood and environment activities and the host communities, particularly the communities living within Kyangwali sub-county as well as organizations supporting refugees.

## 2 METHODOLOGY AND APPROACH

### 2.1 Evaluation Design

The study was participatory, descriptive and a cross-sectional one utilizing heavily qualitative approaches. Qualitative data was collected through in-depth interviews with refugees at household levels; dialogue sessions were conducted with various groups (farmer, savings, etc.) at community levels, a sample of key informant and in-depth interviews with partners and camp management, and review of relevant literature on implementation of activities by refugees (progress reports, multi-year strategy (2016-2020, etc.).

### 2.2 Study Population and sampling

The assessment was conducted in Kyangwali Refugee Settlement in Hoima District and refugee population in the settlement and the host communities, particularly the communities living within Kyangwali sub-county. The primary targets were refugees (men, women, and youth) engaged in various livelihood and environment activities; organizations supporting refugees (secondary targets) including AAHU, ARC, FRC, KRC among others, key leaders in the camp, district local government staff and opinion leaders. Refugees were selected using simple random sampling while key informants were purposively selected based on the knowledge of the study subject matter. A total of 336 respondents were interviewed (see Table I below).

### 2.3 Sampling Procedure

To assess the impact of livelihood and environment interventions required purse assessing refugees that were exposed to the interventions for quite a time rather than one year entrants. Therefore, the sample had to include refugees that had come in Kyangwali earlier than 2015 (2002, 2009, 2010, 2013 etc) and trace their communities or blocks where they settled. AAH and OPM ably gave information related to these villages and they included Mukarange; Nyampindu, Kyabitaka, Munsisa B, Kyentomi, Kinaikitaka, Kasonga and Kagoma (see table I below). Therefore, households were purposively sampled but respondents within households were selected using systematic random sampling. The farmer groups, youth groups and EVIs were randomly selected from communities outside the household samples.

Table I: Summary sample selection and procedure

Sample Type	Sample size selection	Method and Sampling
<b>1. Refugees in Households/Villages</b>		– FGD; Stratification, simple random sampling
a) Mukarange	18	
b) Nyampindu	18	
c) Kyabitaka	18	
d) Munsisa B	18	
e) Kyentomi	18	
f) Kinaikitaka	18	
g) Kasonga	18	
h) Kagoma	18	
<b>2. Famer Groups</b>		– FGD; Stratification, Purposive sampling
a) Rwenyawawa (2 farmer Groups)	66 members	
b) Nguruwe (2 farmer Groups)	63 members	
<b>3. Youth groups</b>		

a) Rwenyawawa (2 Youth Groups Boys )	18	– FGD; Stratification, Purposive sampling
b) Nguruwe (2 youth Groups Girls )	10	
<b>4. Vocational skills training</b>		– FGD; Purposive sampling
a) Saloon group - Kasonga	4	
b) Carpentry group - Kasonga	2	
c) Electronics - Kasonga	3	
<b>5. Stove and Briquette Groups</b>		– FGD; Stratification, Purposive sampling
a) Nyamiganda	5 members	
<b>6. EVIs</b>		– In-depth Interview; Purposive sampling
a) Nguruwe (3 men, 6 women	9 EVIs	
b) Rwenyawawa	1 EVI	
<b>7. Host communities</b>		– In-depth Interview, Stratification, simple random sampling
Households Wairagaza	1	
Households Kyarusesa	1	
<b>8. Key Informants</b>		– Key Informant Interview, Purposive sampling
a) AAHU	3	
b) FRC	2	
c) OPM	1	
d) KRC	2	
e) ARC	1	
<b>Total Sample</b>	<b>336</b>	

## 2.4 Data Collection

Triangulation of data collection methods was used that included Focus Group discussions with refugee groups at settlement and host community levels; in-depth with households at community level, key informant interviews with service providers and review of relevant literature on implementation of activities by refugees (progress reports, multi-year strategy (2016-2020, etc.)). To guide data collection, various tools and questionnaires were designed and peer reviewed to guide data collection and included the document review guide, key informant interview guide, in-depth/focus group guides (see annex 3 on impact evaluation tools).

### 2.4.1 Preliminary Planning meeting with UNHCR Field Office

A planning meeting was organized with Kyangwali UNHCR field unit to streamline the study plan, objectives and expectations and ensure quality and timely collection of data that would inform better programming. The office was able to give strategic direction to the core humanitarian issues at hand related to the study objectives and the entire UNHCR team managed study expectations. These further shaped the whole process of data collection, management and final recommendations and making logical conclusions about the humanitarian programming landscape vis-à-vis future direction.

### 2.4.2 Validation meetings and common input into the findings by all stakeholders

A validation meeting was organized in Kyangwali (implementation site) and discussions, resolutions were further synthesized together to come up with a final report.

## 2.5 Data management, analysis and presentation

**Quantitative data:** This data was highly qualitative and had low level quantitative data related to numbers in the evaluation process. These were analyzed using simple MS Excel 2007/10 and some descriptive tables presented.

**Qualitative data:** from the review of literature, key informant and group interviews and in-depth interviews information generated was analyzed thematically. Thematic analyses were guided by study objectives and research questions.

## 2.6 Quality assurance

The quality control/assurance plan involved the following:

- a) After each day of data collection, key findings were discussed among the study team members in a debriefing session.
- b) More than one method of data collection (triangulation) was employed, which helped to guard against instrument bias.
- c) The entire study team was comprehensively oriented on the study methodology and data collection tools before the start of the actual fieldwork. In addition, interviewing techniques, as well as appropriate recording of responses, was comprehensively demonstrated to the team to enable gathering of high quality data.
- d) A validation meeting organized feedback given on the study findings.

## 2.7 Ethical Considerations

All study team members were trained in research ethics, including the importance of ensuring subject confidentiality. Therefore confidentiality was an ethical principle observed in this exercise. All information collected was kept confidential and the principle of voluntary participation was ensured. Each respondent was allowed to join freely and to choose to pull out of the study at any particular point if s/he felt uncomfortable with the topic or issue under discussion without any consequences to the respondent. In the evaluation process, the respondent had a right to refuse to answer any question during the interview process.

All the qualitative interviews were recorded for consistency in data collection unless a participant declined to be recorded. Brief verbal informed consent to participate, as well as consent to be audio recorded. The audio recording began with a note to indicate the objectives of the interview, briefly restating the main points of the informed consent, and then asked the participant if s/he was willing to participate. Once s/he consented verbally, the interviewers was then confirm whether s/he was willing to be audio recorded.

## 2.8 Limitations of the study

The study originally had been scheduled to take fifteen (15) days and the time scope was only 2015 and 216 calendar years. However, after discussions, the study was extended to earlier years since assessing impact in one year was not possible. Lack of clarity on the scope of work, delays by AAH and UNHCR to send agreed changes in the tools affected the originally planned timelines and increased costs. Despite all these limitations, the study team was able to adjust to include earlier years and ensure quality deliverables.

# 3 FINDINGS AND DISCUSSIONS

## 3.1 Introduction

The findings presented in the chapter are a synthesis of various stakeholders including AAH Uganda Country office staff and Kyangwali partner review meeting including sub county administration teams, OPM, UNHCR and community extension workers (see partner review meeting attendance list appendix I).

## 3.2 Demographic profiles of Kyangwali Refugee Settlement

Kyangwali Refugee Settlement is located in Western Uganda in Hoima district. The 92 square mile settlement is subdivided into 16 villages and 42,931 refugees (21,580 Male and 21,905 Female) representing 49.6% and 50.4% respectively (Table 2 below for demographic profiles).

Table 2: Demographic Profiles

Population Planning Group:		IUGAA Congolese, Rwandan, Somali, Burundian and other refugees				
Sub-group (if applicable):						
Age Group	Female		Male		Total	
	in numbers	in %	in numbers	in %	in numbers	in %
0-4	3,165	7.2%	3,114	7.1%	6,279	14.4%
5-17	8,766	20%	8,953	20.5%	17,719	40.7%
18-59	9,223	21.2%	8,820	20.2%	18,043	41.4%
60 and >	751	1.7%	693	1.6%	1,444	3.3%
<b>Total:</b>	<b>21,905</b>	<b>50.4%</b>	<b>21,580</b>	<b>49.6%</b>	<b>42,931</b>	<b>100%</b>
<b>Major Sites:</b>	<b>Kyangwali refugee Settlement- UNHCR Population Statistics of September 30<sup>th</sup> 2016</b>					

In Kyangwali refugee settlement, over 90% of the population rely on farming for livelihoods which is mainly small scale subsistence farming characterized by production for home consumption, selling of agriculture produce to supplement diet and for meeting domestic costs. The production capacity of estimated 12,200 households relies on a small piece of land allocated for construction and food production that is not enough which sometimes results into mono-cropping of staple food like beans, maize, and bananas <sup>1</sup>( AGDM findings 2014)

At the same time, the settlement having hosted refugee for more than 30 years and has been actively populated, is experiencing adverse environmental changes that require attention. With insurgency in the DRC and other neighboring countries of Uganda more refugee influx may be expected. The vulnerability of populations that have been forced out of their country of origin due to war and conflict is normally extreme. Majority depend on relief aid and the natural resource base for their livelihoods. Human activities such as subsistence agriculture, massive use of wood fuel and charcoal burning for sell to supplement household needs overwhelms the

<sup>1</sup> Though discussions with OPM indicated possibilities of getting more land beyond 50x100 meters allocated, interviewed members showed limited knowledge of this provision at the moment and need be sensitized.

existing natural resource base in the settlement. It is noted that, voluntary repatriation for the refugee population in Kyangwali is quite unpredictable due to the prevailing circumstances of conflict and wars in the great lakes region and South Sudan (AGDM findings 2014).

The above profile and therefore situation analysis remains critical in shaping the current nature of humanitarian interventions and redirecting future refugee’s assistance/needs in Kyangwali RS.

### 3.3 Assessing the effectiveness and efficiency of project implementation including institutional arrangement, partnerships, risk management, M&E and entire project cycle management

Implementing partners (IPs) in close collaboration with OPM and district local government currently implement a Multi Sectoral Livelihood and Environment Assistance programs for refugees, asylum seekers and host communities in Kyangwali Settlement (Hoima District). The program strives to improve the quality of life for refugees and nationals through supporting self-reliance and sustainable livelihoods; disaster risk reduction including promoting Safe Access to Fuel and Energy (SAFE) among refugees and host communities as well systematic integration of social services delivery with local government systems, which in turn strengthens social cohesion, foster economic self-reliance and enhance socio-economic growth.

#### 3.3.1 Effectiveness of project implementation

To assess effectiveness, the evaluation questions were related to whether there were any Project Kick off workshops conducted for staffs and partners and stakeholders at inception of programmes to increase their knowledge of the project. Other areas considered under efficiency included whether activities implemented were in line with the project plans, what outputs have been achieved and the extent they contribute to the project objectives. This section also looked at the approaches used and structures in delivering the desired outputs and recommendations for improvement. The major partner’s assessed included AAHU, FRC, ARC, KRC and ARC.

Overall, the findings indicate proper project planning exhibited at the inception where staff, stakeholders are involved in planning including sub county administration. Projects have work plans/result frameworks and all activities implemented are in line with the project plans. The approaches used were majorly community participation and involvement from the planning to implementation cycles (See table 3 bellow).

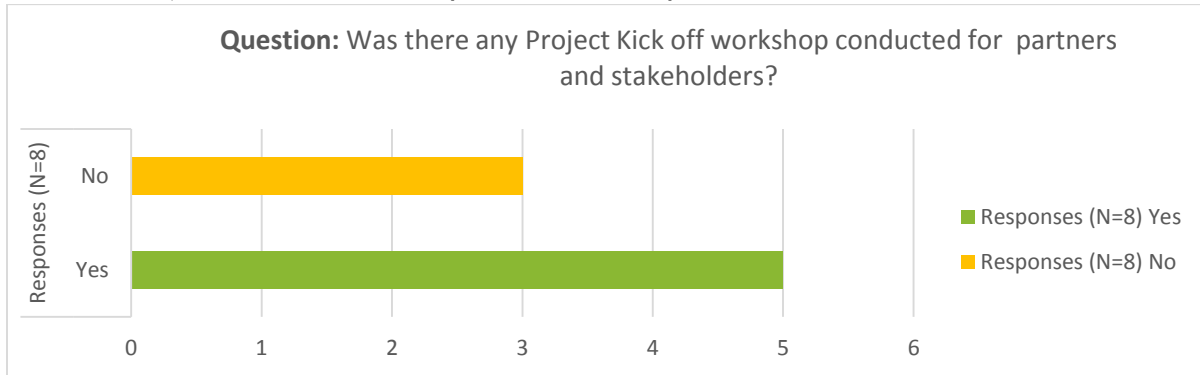
Table 3: Questions on effectiveness of project implementation

Questions on effectiveness of project implementation	Responses (n =8)	
	Yes	No
a) Do staff members have some of the critical project documents at hand? (Work plans, result frameworks etc.)	8	0
b) Are the activities implemented in accordance with the project plans?	8	0

However, this evaluation observes that while partners have involved communities in initial planning, there is no common forum for partners at inception of the programs or a year to meet and share targets, operation areas and the targeted outcomes (See chart I below).

This, in the long run had led to some documented cases of partners targeting similar communities, households with similar services. There were documented scenarios of organizations implementing similar packages of livelihoods and targeting similar households and this may not promote the principle of efficiency and effectiveness.

Chart I: Project Kick off workshop conducted for partners and stakeholders

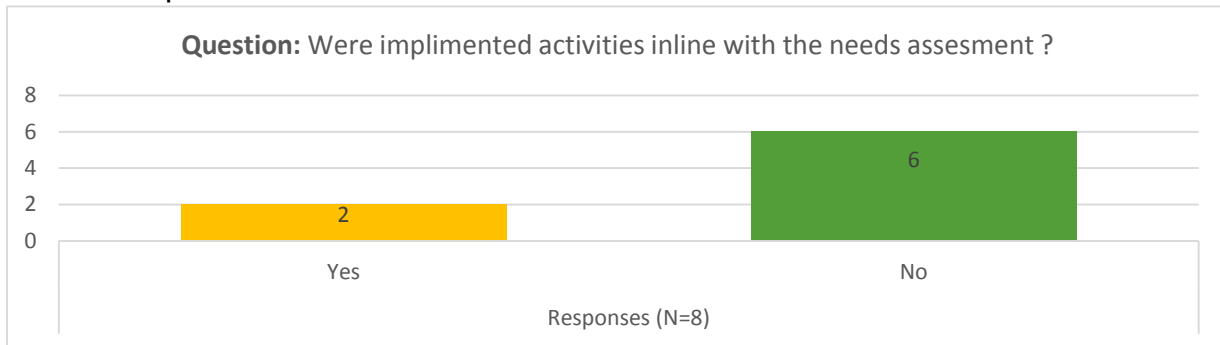


Interview with household members indicated that while sensitizations are made at inception of the project, only selected members were part of training (TOT) and therefore initial preparations or planning.

There is need for joint planning at the beginning of projects where partners share targets, common outcomes and rationalize implementation modalities to promote efficiency and effectiveness of interventions targeting the same community. Beyond TOTs, members of communities need to be taken into the project implementation modalities at the start to ensure a minimum level of ownership.

Partners from the study findings (Chart 2 bellow) agreed to the fact that some activities were implemented in line with the known needs of refugees while others did not. The orientation meeting with UNHCR core team in Kyangwali equally emphasized the need to tailor refugee services based on their needs but also their country of origin orientation for the partners to be efficient. Equally important are study findings that indicated that some of the household members would prefer to diversify their livelihood needs and activities future. Those doing farming suggested would want to change their needs to business in future.

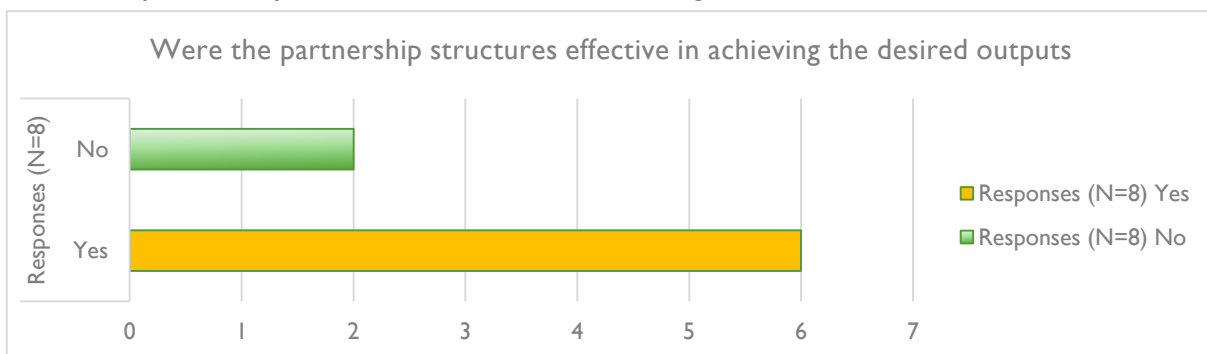
Chart 2: Implemented activities in line with the needs assessment



Such findings as indicated above are suggestive of a fresh needs assessment which all partners can utilize since refugees needs change overtime and therefore the occasional need for a needs assessment. This would be a good basis for tailoring future needs and adjustments in current packages delivered to them.

In terms of partnership arrangements to target refugees and meet their needs, the study findings indicated regular monthly meetings to share progress coordinated by OPM. This is a good measure to make partners effective in delivering common targets to refugees in Kyangwali (Chart 3 below).

Chart 3: partnership structures effective in achieving desired results



However, based on different sources of funding, different organizations have different targets and implement different result framework works. Rationalization of partners in terms of common indicators, targets and areas of operation is yet to start. In addition to monthly coordination meetings, it would be important to have a common planning meeting at the start of a year for partners to share plans, targets and use the general targets to estimate programme coverage per year. In other words, partners need to adopt or come to appoint where they have a common result framework though with different funding streams and reporting mechanisms.

In this regard therefore, to measure future impact and effectiveness of interventions, a fresh baseline needs to be done where common indicators related to sustainable livelihoods and environment needs to be generated, agreed upon by all partners as a measure of future progress and impact in a partnership result framework.



This goes along coordinating of interventions, monthly, bi-annual and annual meetings among all partners to measure progress, make fresh targets based on the existing coverage gaps.

### 3.3.2 Efficiency of project implementation

To assess efficiency, the major partner’s assessed included AAHU, FRC, ARC, KRC and ARC. Some of the assessment questions were related to adequacy of technical and financial, and logistical resources to fulfil the project plans.

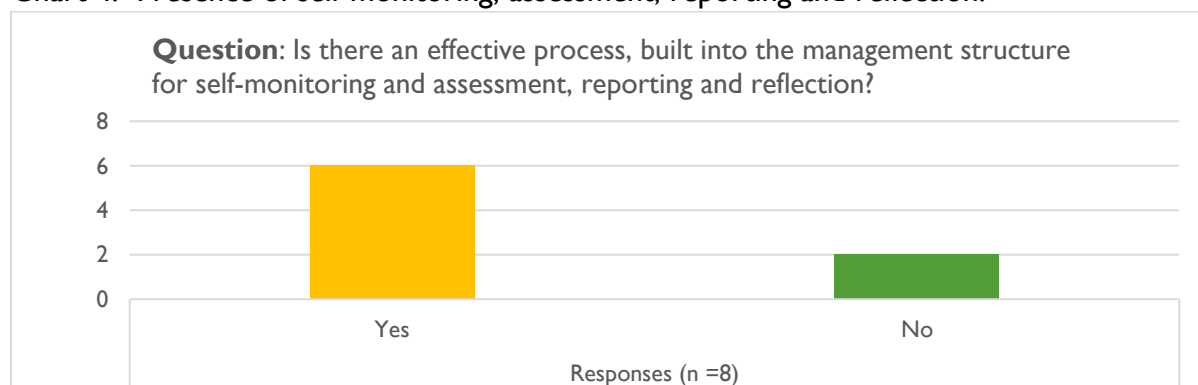
Overall, the study findings indicated adequate technical, financial, and logistical resources to fulfil the project plans (see table 4 below). Where funding streams had a year schedule, there was reported room for cost extension.

**Table 4: efficiency of project implementation**

Questions on efficiency of project implementation	Responses (n =8)	
	Yes	No
a) Were the available technical and financial, and logistical resources adequate to fulfil the project plans?	7	1
b) Were the funds being spent in accordance with project plans and using the right procedures?	8	0
a) Have there been any unforeseen problems in terms of resources (technical and financial) allocation and utilization?	0	8
b) Were the capacities of the various partners adequate?	8	0

The assessment indicated that partners have trained and qualified staff to deliver programs with requisite experiences in livelihoods and environment programming. Work plans and result frameworks exist and mechanisms of monitoring targets periodically with progress reports that indicate marked achievements progressively also exist (See chart 4 Bellow).

**Chart 4: Presence of self-monitoring, assessment, reporting and reflection.**



Mechanisms for self-monitoring, assessment, reporting and reflection are further strengthened by joint monthly meetings coordinated by OPM and UNHCR. These ensure that services are tailored to PoCs needs, and realities. These meetings need to be further supported, strengthened as structure mechanisms of self-organization and partner improvement.

### 3.4 Determine the extent to which the project and its associated actions were relevant and tailored to the existing and likely future needs of PoCs, host community and stakeholders

To assess relevancy of the multi Sectoral assistance programs at Household level, the study interviewed 144 refugees in villages of Mukarange; Nyampindu, Kyabitaka, Munsisa B, Kyentomi, Kinakitaka, Kasonga and Kagoma (see table 1 on page 9). The assessment also interviewed four (4) Farmer groups (129 respondents) in the villages of Rwenyawawa and Nguruwe. The key questions were related to the knowledge of the project by the household head at the start in terms of goals and objectives; participation in initial planning, and actual implementation and their level of satisfaction; extent to which the multi sectoral assistance programs had addressed some of the needs at household levels; gaps, registered successes, lessons learnt and recommendations for future improvement.

#### 3.4.1 Household Profiles

The majority of the respondents at household level were females (54%) with less males (46%). Though the household survey recorded many respondents in the age range of 60 years+ (26%), the majority were less than 59 years. In terms of the position in the household, women took the highest number of respondents at the time of the survey (ref. Table 5 below). These demographic profiles portray the nature of age and gender related programming dynamics at household and interventions.

Table 5: Household Profiles

Characteristic	(N=144)
<b>i. Sex</b>	
Male	66 (46%)
Female	78 (54%)
<b>ii. Age</b>	
10-19	2 (1%)
20-29	17 (12%)
30-39	22 (12%)
40-49	35 (24%)
50-59	31 (22%)
60+	37 (26%)
<b>iii. Position in a HH</b>	
Household head	71 (49%)
Mother	73 (51%)
Children	0

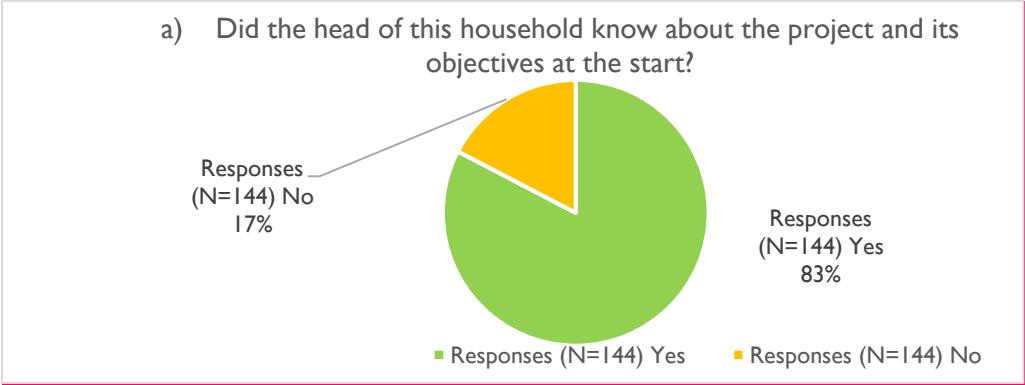
Source: Household Survey data

#### 3.4.1.1 Tracking Knowledge, participation and involvement of Refugees, Asylum Seekers and Host communities in the project planning and implementation

Overall, the study findings explored knowledge, participation and involvement of refugees, asylum seekers and host communities in livelihood, energy and environment project planning and implementation cycles. Knowledge of the project, involvement in initial planning and actual implementation by beneficiaries not only ensures relevancy to PoCs needs, but also points to future success, ownership and sustainability.

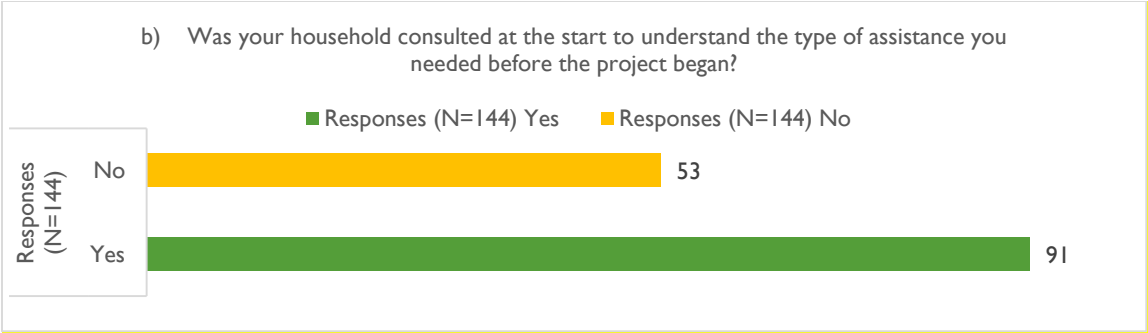
The research findings shows (chart 5 below) that the majority of household members interviewed (83%) had knowledge of the livelihood, energy and environment project and its objectives while (only 17%) did not. This was attributed to ongoing project meetings and sensitizations. While sustainable livelihoods is for all refugees, small percentages matter and are significant. Those that reported not have knowledge (17%) may relate to the fact that programme coverage has not attained 100% of communities, possibilities of new comers but also need for constant sensitizations and community engagement.

Chart 5: Knowledge of households on project and its objectives at the start?



The findings further indicate that ninety one 91 (63%) were consulted at the start to understand their needs while 53 (37%) were not (Chart 6 below). Since the refugee society is an open society that allows free entry and exit, there is a possibility of those percentages who said were not consulted to have come from new entrants or community members that had recently come to Kyangwali and received refugee status. The implication of this finding is that there need for regular or periodic sensitization or needs assessment to establish the current needs of refugees based on the very fact that Kyangwali RS is an open society.

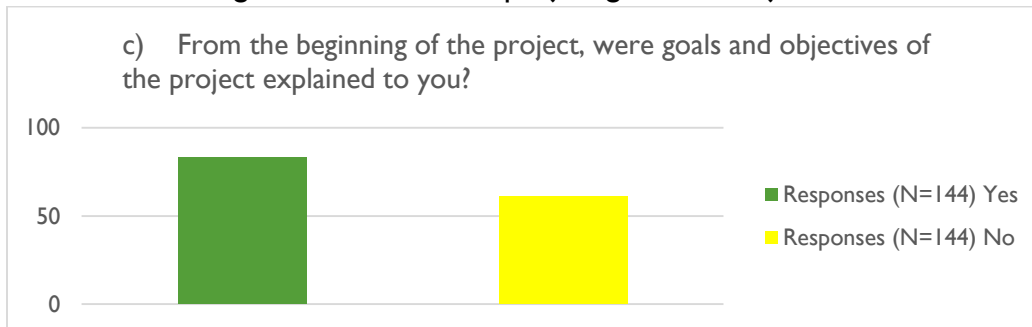
Chart 6: Consultation of Households on type of assistance needed



Assessment results equally show that fifty eight percent 83 (58%) were oriented in the goals and objectives while 61(42%) had not received any orientation (chart 7). Interview with partner organizations indicated that not all community members were oriented in the objectives but conducted TOTs where selected members were picked and trained to train others. There is possibility that the trained members at the time of assessment could have exchanged knowledge values, goals and objectives all members. This calls for more TOTs to more members of the

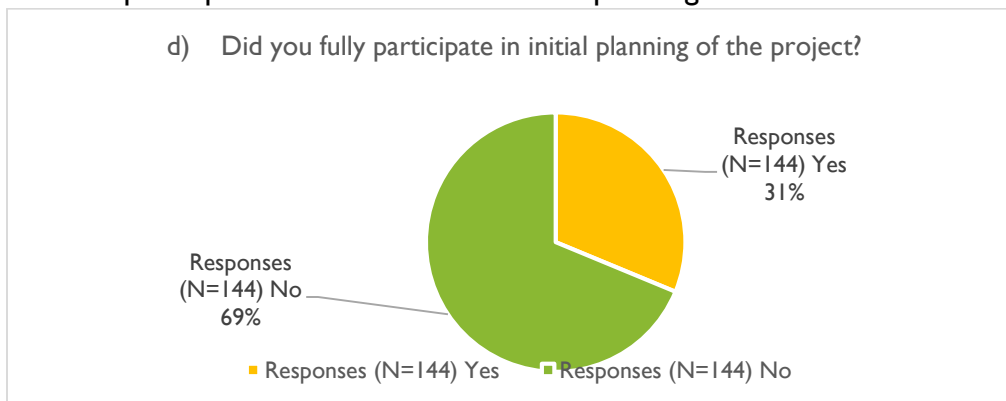
community and increased knowledge transfer meetings related to objectives that affect their lifestyle.

Chart 7: knowledge of households on project goals and objectives onset



It is indicated in the findings that only 45 (31%) had participated in initial planning while 99 (69%) had not (Chart 8 below). While the majority of household respondents generally showed knowledge of the project through efforts by partner organizations to engage them in meetings to orient them in project objectives, there is need to further engage them in initial planning and redrawing the needs cycle. Some of the needs change and therefore priorities of beneficiaries change over time. It is generally observed from the study findings that most farmers wanted to diversify their agriculture production from the current state.

Chart 8: participation of households in initial planning

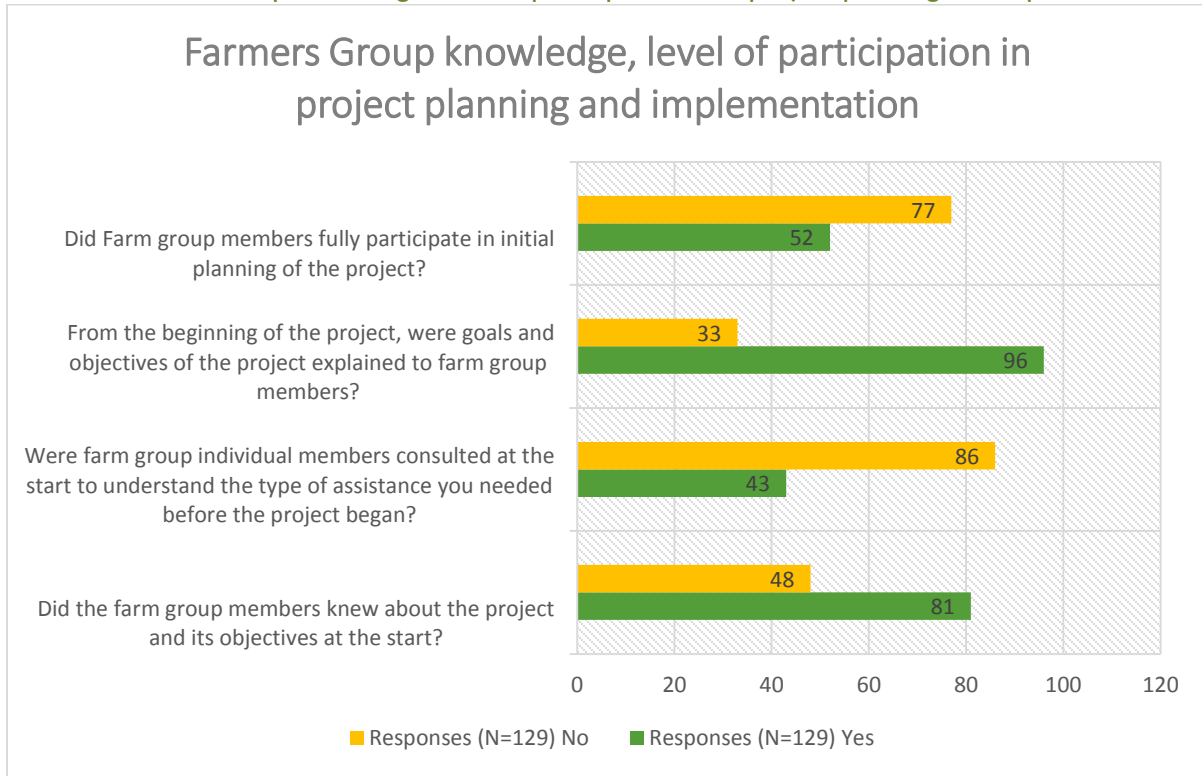


Majority of farmer groups (63%) had knowledge of the project and its objectives while 37% did not. Only 33% (43) farmer individuals were consulted at the start to understand the type of assistance needed before the project began and 57% were not. The majority of the farm group members 74% (96) knew the project goals and objectives at the beginning while a small number 26% (33) did not. Only 40% (52) fully participated in initial planning of the project while 60% (77) did not (Ref. Chart 9 below).

While most farmers showed knowledge of the project and its objectives as a result of orientation meetings by partner organizations, few of them had been consulted at the conceptualization of the project stage. This indicates that top-down approaches at the project conceptualization stage grossly undermined ownership of the interventions by beneficiaries at later stages and the

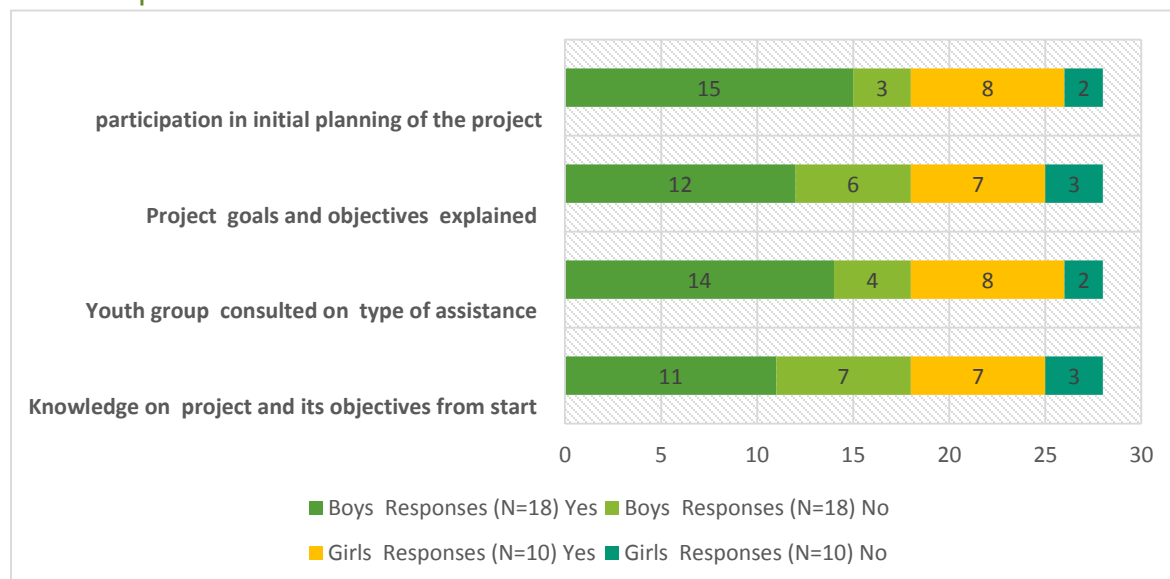
orientation meetings simply help to reinforce the top-down approach. There is need at this phase to rethink through strategies that suit the characteristics, origin and changing needs of refugees and asylum seekers and therefore re-evaluate the theory change.

Chart 9: Farmer Group knowledge, level of participation of in project planning and implementation



Unlike other groups, the survey findings indicates high level involvement of youth groups (both girls and boys) in all stages of planning, conceptualization and implementation. This is a positive trend since the youth form the majority of the refugee populations. From Chart 10 below, Knowledge on project and its objectives from start scored (11/18 boys and 7/10 girls); Youth group consulted on type of assistance (14/18 Boys and 8/10 Girls), Project goals and objectives explained (12/18 Boys and 7/10 Girls) and participation in initial planning of the project scored (15/18 Boys and 8/10 Girls). The engagements with youths were bottom-up, because they are given a chance to choose what they feel meets their needs, but this approach should certainly have been the norm for all other groups of beneficiaries, and should inform future programming.

Chart 10: Youth Group knowledge, level of participation of in project planning and implementation



### 3.5 Evaluation of project outputs, outcomes and relevancy in addressing Livelihood and Environment Concerns/needs of refugees

Overall, Interview with refugees in households, farmer and youth groups indicated that the project had registered some benefits and therefore met some of their needs and expectations. Farmers gained massive hands-on knowledge from organization partner’s agriculture extension services that has resulted in better farming practices and improved post-harvest handling through construction of drying maize cribs and provision of improved seed. Respondents further noted they had gained skills in production of vegetables (tomatoes, cabbage, onions etc.); backyard gardening in the villages; business, enterprise management, and marketing; post-harvest handling as well as receiving direct farm inputs for production including assorted vegetable seeds, pesticides, maize and beans together with spray pumps and watering cans.

*“We as farmers have really benefitted from all these partners. Action Africa has trained in farming, given us seeds. The savings have improved and we can meet our household needs including paying school fees”* FGD Farmers groups Rwenyawawa

*“The major problem was post-harvest loses, but KRC has supported us to improve our post-harvest handling skills”* FGD Farmers groups Nguruwe

The VSLAs had registered remarkable benefits to the entire family in terms of addressing immediate needs as well as diversified skills in business training (see Table 5 annex: Sample Partner performance in the major livelihood indicators 2016 Result Framework).

The findings indicate targeted interventions for the youth in vocational skills training, majorly in tailoring, carpentry, phone, radio and TV repair; horticulture, poultry and hair dressing, cutting, beauty and cosmetology.

*“We have been trained in vocational skills and this has given us needed skills to start business and generate income”;*  
FGD Kasonga Youth Group

*“However, we need to be further supported to start up income generating activities. After training most of us don’t have enough capital”*  
FGD Kasonga Youth Group

Partner organizations also continued to build community resilience (refugees and host community) in Disaster Risk Reduction, Climate Change Adaptation and Ecosystem Management and Restoration. Intensified efforts to introduce households to clean energy through capacity building through awareness raising and construction of Rocket Lorena Stoves is highly noticeable in Kyangwali Refugee settlement. The stoves and briquettes have saved time and costs of cooking, reduced on cutting of trees. (Ref. table 6: Assessment of AAH performance in the energy and environment indicators).

*“Our group here sells briquettes and get money. Though our major challenges are limited equipment to produce more briquettes to make good business and materials are difficult to get But we have gained skills and if supported can produce more, do good business”*

FGD Nyamiganda Stove and briquette Group

However, despite the current level efforts and interventions buy all partners, the evaluation findings indicate; inadequate seed source and access of vegetable seeds (5 Kgs not enough); lack of reliable and regular marketing information and price changes; exploitation by middle men and termite infestation leading to destruction of crops and therefore general gaps in the whole Value Chain system.

*“The five (5) Kilograms given to us is not enough, we cannot use the same seeds year after year and it loses quality. We need new seeds that are tried and more than five kilograms”.*

In-depth Household Interview Nyampindu

*“Most of our crops are bought cheaply by middle men and we lack market. We need to be helped to get market of our produce to be able get some reasonable income”*

In-depth Household Interview Munsisa B

Going forward, a value chain approach needs to be pursued, so that the current production-oriented interventions are matched with market-oriented ones, which will create linkages with the private sector and build sustainable access to markets. If there are no markets for the surplus, farmers will ultimately abandon the improved varieties in favour of local ones which only yield enough for subsistence needs.

Analysis of critical social dimension of refugees indicates poverty which is impacting directly on their vulnerability as they may resort to natural resources to support livelihoods means through splitting firewood for sale, continuous tilling of the plots provided to grow food crops and encroachment of lowlands in an attempt to increase on their hitherto smaller plots for arable crop production. Seasonal influx of new asylum seekers and resettlement accelerate environmental degradation in the course of sustaining this population agricultural needs, settlement and infrastructural development in activities such as brick making, logging, charcoal

burning and sand mining. In the absence of reliable alternative livelihood opportunities and strategic management of the environment, this rapid population growth has resulted in environmental degradation and resource depletion.

*“Some of needs not met include limited capacity to start business and inability to meet our household needs. The weather has been failing and we don’t have any income apart from few items we get from Samaritan Purse and other partners”* Household Interview Kagoma

This evaluation observes that poverty has a direct relation with environmental practices of refugees and to reverse the current situation will require revisiting the current humanitarian mechanisms beyond short term skills trainings to real time investment in agro-business oriented farming. The progress reported in disseminating efficient wood and charcoal stoves, will only yield short gains and therefore there is need for environment/energy mainstreaming in livelihoods interventions.

### 3.6 Success stories in Livelihood and environment Interventions

Overall, the study findings indicated a number of achievements and successes registered by farmers through the farming groups and savings groups. They were able to meet their family needs as a result of partner agency interventions. Some are detailed below;

**Ocan Moris** a member of Tickicing Group in **Rwenyawawa** has managed to register success through savings /VSLA. After selling farm produce, started with two (2) millions, now through savings has grown to four (4) Millions. He has managed to pay fees, and expand business selling general merchandise and meet all household needs.

**Otim Walter**, a member of Lakic Kwo group is a successful farmer who, after getting seeds and training has produced food for home consumption and produces for commercial purposes and this has enabled him acquire a solar system for his home, a milling machine and has also enlarged his farm land. All this is attributed to AAH and partners intervention

*“We have been able to earn a living after selling briquettes and through savings. We meet our household needs and we have skills in briquette making. We are now training others and they are now forming their own groups and for sure we have improved in knowledge, skills and savings and our welfare has improved”*  
[Kasonga FGD]

The youth had good testimonies on improvement in skills as a result of vocational and technical skills training. Some have started salons and small business where they generate incomes.

### 3.7 Project Institutional Arrangements, collaborations with partners and relevant District line department

The evaluation findings indicate institutional mechanisms and collaborations among partners to implement a Multi Sectoral Livelihood and Environment Assistance programs for refugees, asylum seekers and host communities in Kyangwali Settlement. Monthly coordination meetings organized by UNHCR and OPM in close collaboration with partners and the district stakeholders has



ensured regular discussions of progress, discuss common strategies and gaps to be handled at the settlement level. The district team and sub-country staff have participated fully in planning and delivery of programmes at community level.

The findings however observe that while attempts have been made to have joint evaluation or monthly coordination meetings, initial or harmonized planning, sharing of targets and rationalization does not happen at the moment. Individual partner plans differently based on funding sources and comes to implement and share progress with other partners. The fact that different organizations get funding from different funding streams and have different targets has not allowed common planning at the moment though a desirable end. Since the joint monthly coordination and evaluation meetings are not premised on a harmonized planning framework, the value of these meetings gets watered down.

As a result of this current arrangement, there are instances where partners have similar deliverables, targeting same populations and community groups. This grossly compromises efficiency in the use of resources. It is hoped that the ReHoPE framework will address these pitfalls. During the validation meeting in Kyangwali, we were informed that livelihoods sectoral meetings take place, but they need to be improved so that joint planning is emphasized.

There are useful synergies among partners that can be utilized to better performance among partners and this needs to be strengthened especially looking at different levels of value chain system in livelihoods interventions where a partner can energize the other. This however, would require joint planning amongst partners and sharing of targets irrespective of funding sources.

### 3.8 Long term sustainability and relevance of livelihoods and environment projects interventions (policies and actions)

The evaluation findings observe a lot of momentum by partners to raise community knowledge on environmental protection and conservation utilizing locally-derived mitigation. Raising community knowledge is a good step towards the self-reliance roadmap.

This generated knowledge keeps in society and does not die. In the case that new asylum seekers keep on coming, there is need to keep the momentum of such programmes especially, trees planting, nursery beds, incentivized tree planting, etc.

The existence and utilization of community resources especially community extension workers is a good sustainability measure. These community extension workers reside in the community even when the project winds off and can be utilized by the sub-county to continue giving extension services to workers.

Regular coordination meeting and involvement of the District in all aspects of planning, implementation, regular reviews and monitoring is commendable. All humanitarian response belongs to the district and are implemented based on the District Disaster and Emergency Plan. The district is supposed to own any response in case the partner winds up and therefore working in close collaboration is commendable.

Graduating Village savings schemes (VSLAs) into district registered groups will register good results since they can be able to tap in other government programs like wealth creation etc. It also creates opportunities for the registered groups to get capacity building support from the Uganda Cooperative Alliance. This should be supported, promoted as it promotes sustainability in the long run.

Addressing the whole Value Chain systems demands of refugees will lead to better results and consolidation of current gains achieved. Farmers supported to increase production have integral skills in post harvesting handling, value addition, and marketing and finally better incomes. Better incomes reduces vulnerability and poverty that has been responsible for cutting trees for charcoal for sale.

Partners need to establish particular demonstration sites for energy forms and technologies. This will help others to learn and improve practices. In addition, energy savings groups or briquette groups should be supported to put in place mechanisms of ensuring that they produce high quality briquettes, establish a reliable distribution and marketing network and manage their group's for instance as cooperative societies. Deliberate efforts should be made and systems put in place to enable briquette making groups access feed stock on a sustainable basis.

### 3.8.1 Lessons learnt in the implementation process

The major issues surrounding environment degradation are interwoven in the social dimension of household poverty which translates in POC vulnerability as they may resort to natural resources to support livelihoods means through charcoal burning, splitting firewood for sale, continuous tilling of the plots provided to grow food crops and encroachment on lowlands in an attempt to increase on their hitherto smaller plots for arable crop production.

Therefore, any interventions on disaster risk reduction and reducing environment related problems which does not integrate mechanisms for addressing household poverty levels will not yield sustainable results in the long run.

At the same time, the kind of activity one is likely to engage in is determined by the background or country of origin characteristics. Refugees or asylum seekers whose background has a lot to do with farming will eventually be successful in farming. Designing programs and interventions therefore need to take into account such realities and backgrounds.

Joint planning by all partners and sharing of work plans from the start is likely to result in a more coordinated response for the same community and yield greater results than individual organization response. It avoids duplication of services, avoids funds wastage, increases efficiency and effectiveness of community response especially when all have a common target or beneficiary.

## 4 Conclusions and Recommendations

---

### 4.1 Conclusions

Conclusions and recommendations presented in this section are derived from a synthesis of organization progress reports (2014/16), Planning documents, recent studies and recommendations in the same area, interview with Households, Youth and community groups, key informants and stakeholder review meetings including one at AAH Uganda Country office and partners in Kyangwali including sub county administration teams, OPM, UNHCR and community extension workers

Overall, the Multi Sectoral Livelihood and Environment Assistance programs for refugees, asylum seekers and host communities in Kyangwali Settlement has made commendable progress that needs to be strengthened further and periodically evaluated to realize the desired end of self-reliance.

Noticeable and substantial efforts in terms of programming and financial support have been invested in refugees and asylum seekers to improve their quality of life through supporting self-reliance and sustainable livelihoods; seen in increased agriculture production and business entrepreneurship; disaster risk reduction including promoting access to fuel and energy among refugees and host communities as well systematic integration of social services delivery with local government systems, which in turn has strengthened social cohesion and is in the road map to economic self-reliance and sustainability.

There are a number of strong bottlenecks that need multi-sectoral response and these include; diversity of seed types; lack of reliable and regular marketing information and price changes; exploitation by middle men and termite infestation leading to destruction of crops; and weak links to the whole value chain system where partners seem to handle only a bit of it, but seasonally based on funding.

Analysis of critical social dimension of refugees indicates poverty which is impacting directly on refugees vulnerability as they may resort to natural resources to support livelihoods means through charcoal burning, splitting firewood for sale, continuous tilling of the plots provided to grow food crops and encroachment on lowlands in an attempt to increase on their hitherto smaller plots for arable crop production (well documented in AAH U 2014 and 2015 progress reports)

### 4.2 Recommendations

Based on the observations made above, the evaluation makes the following recommendations:

Further investment in agro-business oriented farming: It was a strong observation that in order to reverse the current situation will require revisiting the current humanitarian/emergency mechanisms beyond short term skills trainings to real investment in farming as a business.

There is need to take into account the characteristics and background of refugees and their changing needs over time.

The assumption that most refugees would take on farming and therefore provide them with a small piece of land for entire livelihood as self-reliance mechanism needs to be revisited.

There is need to understand the socio-economic background of refugees before setting any priorities and agenda.

Refugee farmers who want to proceed to other business other than agriculture need to be strongly supported and the entrepreneurship programs started by partner agencies need to be enhanced further particularly those household members that need to start up business. The support needs to be targeted based on vulnerability levels within the refugee community.

The majority of the refugee population in Kyangwali are young people who are not willing to practice farming. While several of them have been trained in apprenticeship and vocation skills, they need to be supported with Start-Up Kits to start own businesses, and monitored for quite a time before they can be left alone or graduated to be self-reliant. Related training in business management, book keeping need be strengthened.

There is need to Enhance further modernization of agriculture for PoCs who are practicing farming through improving productivity and markets; Similarly, there is need to, increase access to market-led skills development, increased support for business and microfinance enterprises aimed at meaningful engagement of the youth, increase access to micro-finance within the settlement, and to strengthen non-farm income generating activities, (e.g., vocational and artisan skills development). Enhance measures such as value addition, financial literacy and business skills, as well as environmental management, responsiveness to climate change, chronic malnutrition, reproductive health (including HIV), and gender in all livelihood programming.

In order to support the communities to become more resilient to the impacts of climate change, there is need to promote low-cost, water harvesting technologies to enable farmers irrigate their crops during periods of water stress.

A Multi-year funding stream should be encouraged that enables longer planning periods. to handle sustainability modalities and checks. Some partners have short span funding mechanisms that does not lead to sustaining the momentum and continuity of started interventions leading to disjointed planning and programming. Additionally Tthe exit strategy of partners when winding off programs need to be properly handled to ensure continuity after the partners' funding has ended.

Refugees engaged in Village savings schemes (VSLAs) reported increased benefits in terms of savings to meet their household needs. While partners had supported them to improve their savings through better book keeping and timely payment, most members in the evaluation showed. There is a need for partner agencies to put up a revolving loan or seed funding for VSLA members to borrow and return interest for bigger business.

In terms of sustainable livelihoods, partners need to tackle holistically the whole value food chain rather than some handling different stages seasonally based on seasonal funding mechanisms.

Rationalization should be done where partners share plans, targets, areas of operation, duration of funding and what aspects of the value chain each partner will handle based on individual institutional strength and areas of operations and targeted populations clearly demarcated.

There is need to support VSLAs to register their groups with the district or other local government since the costs associated are still high. One of the advantages could be that registration opens up opportunities for the registered groups to get capacity building support from the Uganda Cooperative Alliance.

There is no baseline data as regards to levels of poverty, incomes levels per household at start of any live livelihood interventions, knowledge gaps in the environment conservations, current energy utilization levels etc. Therefore, there is need to establish vital baselines / benchmarks on which to ground assessment of impact.

Organized and carefully designed massive production and promotion of briquettes should be supported if the energy challenges are to be overcome in the settlement. Partner agencies should provide more briquette making machines. The currently available rudimentary technologies of briquette production should be supported by more modern machines that can produce many briquettes. Such production could be implemented hand in hand with the promotion of affordable improved cooking energy saving technologies.

Partner agencies supporting energy initiatives in the settlement should carry out more sensitizations and trainings on improved energy saving technologies to enhance their adoption. Private companies dealing in energy solutions such as Eco-stoves should be brought on board and enabled to interact with communities to further help in awareness raising about clean cooking fuel and modern energy saving technologies adoption. Refugees should also be encouraged to open up outlets for selling energy saving stoves within the settlement in partnership with the already existing groups of refugees previously trained and engaged in similar businesses.

Partner agencies should organize intensive trainings on energy conservation particularly promoting briquettes production and Smart stoves. There is a need to establish particular demonstration sites for energy forms and technologies. The capacity of the groups that have been supported to produce briquettes is very low. The technology being used is too manual and rudimentary and their production capacities are minimal.

As the case of cost sharing in post harvesting sacks and silos, in order to enhance the adoption of improved technologies there is need to subsidize them especially the briquettes and eco-stoves. If possible development organizations should establish a cost-sharing scheme that can enable individual households and small businesses to acquire these technologies at affordable prices.

In addition competitions on the best energy forms and technologies should be introduced among, villages groups and households and the best performers rewarded. Also to ensure long term

energy efficiency, the current interventions for supporting communities establish woodlots needs to enhanced and strongly funded.

For this to be done in an organized manner, there is a need to support the development of land use management plans for the settlement to guide on areas where these woodlots can be established without compromising other land use forms.

The current efforts on the ban of cutting down plantations and burning and use of charcoal in the settlement should be coordinated with the local government and agencies like NFA such that they are also replicated in the host communities for them to be successful as these communities are closely interlinked.

## References

---

AAH Result Chain indicators environment 2015/2016

AAHU Result chain indicators livelihood 2015/2016

AAH-UNHCR Kyangwali Project Description 2016

AAHU KYANGWALI 2015 Annual IPFMR 2015

AAH-UNHCR Understanding the Dynamics for Utilization of Household Cooking Energy in Kyangwali Refugee Settlement, September 2016

UNHCR/AGD, 2015. Global Strategy for Safe Access to Fuel and Energy (SAFE). A UNHCR Strategy 2014-2018. Division of Programme Support and Management United Nations High Commissioner for Refugees, Case Postale 2500, 1211 Geneva 2, Switzerland. <http://www.unhcr.org>.

AAHU EU end of project report 2014

UNHCR COP 2016/2017

UNHCR Global SAFE strategy 2014-2018

UNHCR Multi-year strategy (2016-2020)

# Appendices

## Appendix I: performance in major livelihood and environment indicators AAHU

Table 6: Assessment of performance in the major livelihood indicators 2016 Result Framework

Impact Indicator Name	Impact Indicator description	Impact Indicator Baseline 2015/16	Impact Indicator Target 2015/2016	Actually Realised Dec. 2016
% of persons of concern (18-59yrs with own business/self-employed for more than 12 months)	<ul style="list-style-type: none"> <li>Increase community production potential through modern agricultural technologies by supporting 2008 (1406 PoC and 602 Host community HH) with farm and Non-farm production kits for self-reliance;</li> </ul>	2.5% (250/10039) HH	20% (2,008/10039)HH	<ul style="list-style-type: none"> <li>Increased community production potential through supporting 20% (2008/10039) HH with certified maize and beans seeds;</li> <li>Through providing exposure to improved agriculture practices for (external exchange visit to 45/25 contact farmers)</li> </ul>
	<ul style="list-style-type: none"> <li>Improve community agro-infrastructure through piloting of 01 value addition plant with attached 08 commercial farmer groups market driven 455 PoCs and 195 Host community Farmers</li> </ul>	-	08 commercial farmer groups market driven  455 PoCs  195 Host community Farmers	<ul style="list-style-type: none"> <li>11 commercial farmer groups (market driven) formed and strengthened;</li> <li>11 commercial groups formed a Farmer Network (also called Kyangwali Farmer's Association) with 2 representatives from each group (22 members)</li> <li>The Farmer Network undergoing registration as cooperative</li> <li>32 HP Grinding Mill (value addition plant is being installed at the former IMC Hall</li> </ul>
	<ul style="list-style-type: none"> <li>Stimulation of skill development tailored involvement of POCs and host community in various training and enterprises. Kyangwali</li> </ul>	-	-	<ul style="list-style-type: none"> <li>Increased access to self-employment for 16% PoC households i.e. 1570/10039 HH by supporting the formation and facilitation of 35 VSLAs;</li> <li>Increased access to employable skills to 147/205 (72%) youths through formal and informal vocational skills training;</li> </ul>
Output Indicators	<b>Brief description of the Output</b>	<b>Performance Indicator(s)</b>	<b>Performance Target(s)</b>	<b>Actually Realised December 2016</b>
<b>Access to Agriculture and Livestock production.</b>	<ul style="list-style-type: none"> <li>Procure improved seeds for demonstration and seed banking</li> <li>Procure spray pumps-high unit covering area</li> <li>Support value chain development for 3 key crops</li> <li>Procure diesel maize milling machine for agro-processing model entrepreneur</li> </ul>	<p># of Po C receiving livelihoods life-skills training for livelihoods purpose</p> <p># of PoC receiving production</p>	<p>2000</p> <p>Current figure?</p>	<ul style="list-style-type: none"> <li>Procured seed for demonstration and seed banking and distributed to 2008HH POCs ; each received 1kg of maize and 1 kg of beans;</li> <li>Carried out enterprise selection for 03 beneficiaries' groups to benefit from Value Chain Development for 3 key crops –i.e ,2 key crop value chains (maize and onions) and 2 animal value chains (poultry and piggery);</li> <li>Supported 45 selected farmers in training in Good Agriculture Training through Exposure Visit;</li> <li>Identified 2 beneficiary groups to be supported in Poultry production (500 birds, house, feeds &amp; drugs) – identified (a) Tic ber and (b) Step-by-Step.</li> </ul>



	<ul style="list-style-type: none"> <li>▪ Support post-harvest handling at group level (Sheller and thresher) to minimize product loses.</li> <li>▪ Support poultry production (500 birds, house, feeds and drugs)</li> </ul>	kits or inputs for agriculture/livestock/fisheries activities		
<b>Access to self-employment/ business facilitated</b>	<ul style="list-style-type: none"> <li>▪ Promotions for local innovations through competitions.</li> <li>▪ Provision of VSLA kits to marketing associations</li> <li>▪ Conduct entrepreneurship training and mentoring for youths</li> <li>▪ Seed funding to promising social entrepreneur ideas</li> <li>▪ Conduct market research and market linkages</li> <li>▪ Facilitate registration/certification of active groups (hand craft)</li> <li>▪ Facilitate acquisition of copy rights for youth innovations (music, art, intellectual and design) for protection and marketability</li> <li>Support community led initiatives</li> </ul>	# of PoC supported to access self-employment	250	<ul style="list-style-type: none"> <li>▪ Supported 10 VSLA groups (350 PoCs) with 10 VSLA Kits</li> <li>▪ 35 VSLAS provided with regular training during their scheduled weekly share purchase meetings; VSLA savings close to 22m shillings.</li> </ul>
<b>Access to training and learning enabled</b>	<ul style="list-style-type: none"> <li>▪ Training in agronomic and post-harvest handling practices</li> <li>▪ Conduct external exchange visit to contact farmers</li> <li>▪ Hire of community based extension workers</li> <li>▪ Hire of Agribusiness officer</li> <li>▪ Hire of Livelihoods Coordinator</li> <li>▪ Disseminate assorted agriculture livelihoods IEC materials, sign posts, posters, calendars, banners and stickers</li> <li>▪ Conduct settlement plant clinics in partnership with local government and private sector</li> </ul>	# of PoC accessing training and learning	2,000	<ul style="list-style-type: none"> <li>▪ Conducted continuous agronomic training in line planting, pest and diseases control and management (Integrated Disease / Pest Management – IPM, soil and water conservation, PH handling to 2008 PoC Farmers who received improved (certified seeds) received 05 Key Farmers (KFT); Each KFT is attached to 10-15 contact farmers within the group who are trained and replicate the skill or practice.</li> <li>▪ Facilitated 45 refugees with training in good agriculture practices through one facilitated farm-exposure visits.</li> <li>▪ Facilitated 08 persons (04 PoCs and 02 nationals, 01 AAH and 01 UNHCHR staff) to attend training in agronomic and post-harvest handling practices in rice at NACCRI – Namulonge.</li> <li>▪ Hired essential staff, i.e; 06 Community based Extension Workers, 01 Enterprise Deployment Officer, 01 Agriculture Extension Officer and 01 Livelihoods Coordinator.</li> </ul>

	<ul style="list-style-type: none"> <li>Training of staff on plant clinic methodology</li> </ul>			
<b>Vocational training/ Technical skills provided</b>	<ul style="list-style-type: none"> <li>Support PoCs access informal vocational skills (Hair dressing, catering, mechanics and ICT)</li> <li>Support PoCs in informal training to sit DIT exams</li> <li>Scholarships to PoCs in accessing formal vocational education</li> <li>Provide Start up kits for trained vocations</li> </ul>	% of vocational and technical skills training students who are youths aged 15-24	205	<ul style="list-style-type: none"> <li>Supported 52 PoCs to sit DIT after successfully completion of 3-months' informal training in various vocational courses including hair dressing, poultry management, TV/Radio/Phone Repairing, Motor Vehicle Mechanics and Driving, Welding etc. These have formed 04 groups (Horticulture, Poultry, Electronics and Hair Dressing) and have been prepared (through training and mobilization) to receive 'Start-Up Kit' to establish or expand their own businesses.</li> <li>Supported 20 PoCs access formal vocational skills; 12 Male are currently undergoing 2 years' training in Plumbing, Electrical Installation, Motor Vehicle mechanics, Building and Concrete practice whereas and 08 Female are for 01-Year in Tailoring and Garment cutting, Hairdressing and Salon Management;</li> <li>75 (28F and 47M) have started 3 months informal training in various vocational courses including hair dressing, TV/Radio/Phone repairing, motor vehicle Mechanics and driving, welding, electrical installation, carpentry and joinery and plumbing.</li> </ul>

Table 7: Assessment of AAH performance in the energy and environment indicators

Impact Indicator Name	Impact Indicator description		Impact Indicator Baseline 2015/16	Impact Indicator Target 2015/2016	Actually Realised Dec. 2016
<ul style="list-style-type: none"> <li><b>Extent environment risks associated with the operation mitigated.</b></li> <li><b>% of households supported to access sustainable energy</b></li> </ul>	<ul style="list-style-type: none"> <li>Increase tree cover by through establishment 04 more woodlots at institution and distribution of 150,000 tree seedling at community and institution level by December 2016</li> <li>Promotion of land use practises through environmental training and awareness raising to captivate 70% survival rate of tree seedlings after planting</li> <li>Replenish depleted tree cover by producing and distributing 150,000 tree seedlings in 2016 up from 120,000 distributed by Dec 2015</li> </ul>		108	112	<ul style="list-style-type: none"> <li>Increased tree cover by planting 01 Ha woodlot i.e. increased from 108/112 Ha as (December 2015) to 109/112 Ha by September 2016;</li> <li>Increased access of tree seedlings through managing 04 community-based tree nurseries which provided 112,303/150,000 (75%) tree seedlings by Sept 2016 (Annual target = 150,000)</li> </ul>
	<ul style="list-style-type: none"> <li>Upscale access to charcoal briquettes from 6.7% to 12%</li> </ul>		6.7%	12%	<ul style="list-style-type: none"> <li>Up-scaled access to charcoal briquettes from 6.7% (672/10039) HHs as of Dec</li> </ul>

	(/88010039) of households by December 2016				2015 to 11% (1082/10039) by Sept. 2016 (Annual Target = 22% (2208/10039))
	<ul style="list-style-type: none"> <li>Increase adoption of energy saving device (Rocket Lorena stoves) 20% (2008/10039);</li> </ul>		29% (2,965/10039)	49% (2008/10039)	<ul style="list-style-type: none"> <li>Increased adoption of Rocket Lorena Stoves by 18%: i.e. from 29% (2965/10039) as of Dec 2015 to 48% (4784/10039) by Sept. 2016 (Annual target = 49%)</li> </ul>
	<ul style="list-style-type: none"> <li>Pilot biogas for lighting in 02 institutions</li> </ul>		-	02	NIL

## Appendix 2: Validation Meeting attendance

Kyangwali  
Refugee  
Programme



Action Africa Help Uganda  
P.O. Box 245 Hoima- Uganda.  
[Http://www.actionafricahelp.org](http://www.actionafricahelp.org)  
Tel: +256 -0392-837489

### LIVELIHOODS SECTOR VALIDATION OF IMPACT ASSESSMENT REPORT

VENUE: Computer Lab

DATE: 27.1.2016

s/no	NAME	SEX	VILLAGE/BLOCK Designation	TEL NO.	SIGN
1.	TUSIIME Christopher	M	NZO-AAH	0788337629	<i>[Signature]</i>
2	Aqumina Godfrey	M	P.O K.R.C	074635497	<i>[Signature]</i>
3	BRIGHT PHILIP BWAJJO	M	Kasongga	0783262731	<i>[Signature]</i>
4.	REIMAH MPETI	F	KASONGGA	0759754933	<i>[Signature]</i> Research Team
5.	MPETI AMINATA	F	KASONGGA	0772904267	<i>[Signature]</i>
6.	CHIDPATE MARY	F	KYEBITAKA	0150593347 0184149517	<i>[Signature]</i>
7.	TUSIIME LUCKY	F	Kasongga	0774105061	<i>[Signature]</i>
8	DEO M. MUKIRA Pantu	M	RWC in	0785722100	<i>[Signature]</i>
9	Lubwama Andrew	M	UNITER ENVI+Education	0776120077	<i>[Signature]</i>
10	AMASIO MERCI	F	AAH	0781571103	<i>[Signature]</i>
11	Bwengye M. Dickens	M	OPM GWT	0788417113	<i>[Signature]</i>
12	Namuli Annet	F	K.R.C prog	07726987 63	<i>[Signature]</i>
13	Twisime-Nyababwira	M	extensional worker AAH	0779231 334	<i>[Signature]</i>

Acknowledged by: *[Signature]* sign/stamp.....

23/1/2016

Kyangwali  
Refugee  
Programme



Action Africa Help Uganda  
P.O. Box 245 Hoima- Uganda.  
Http://www.actionafricahelp.org  
Tel: +256 -0392-837489

LIVELIHOODS SECTOR  
VALIDATION OF IMPACT ASSESSMENT REPORT

VENUE: Computer Lab

DATE: ...../...../2016 23/12/2016

s/no	NAME	SEX	VILLAGE/BLOCK Designation	TEL NO.	SIGN
14	DYEI ALBERT	m	CBEM	0778107610	[Signature]
15	HAKIM JAMES	m	CBEM	0775805122	[Signature]
16	Katarecha Fudo	M	Livelihood Coord. AAH	0780149543	[Signature]
17	MUKHTA KILIENT	F	RESEARCH TEAM	07996242	[Signature]
18	MULINDWA SUHA	M	AO	0787632031	[Signature]
19	Kayunga Geoffrey	m	AO	072554869	[Signature]
20	MPASO KAMPANIYA	M	CSO	0776498116	[Signature]
21	BUSINGE K. EUELI	F	SAS-KAM	0772573157	[Signature]
22	Dr. Brian Katungi	M	Consultant	0781969190	[Signature]
23	Dr Wajiq-Munshwe	M	Consultant	0782109698	[Signature]

Acknowledged by: [Signature] sign/stamp.....

23/12/2016

## Appendix 3: Impact Assessment Tools

### A3.1: Tool tracking indicators under Self-reliance and livelihood

*Data will be generated through distillation and extraction from existing progress reports from AAH as well as partners. It will be augmented with data generated through in-depth interview.*

Impact Indicator Name	Impact Indicator description	Impact Indicator Baseline 2015/16	Impact Indicator Target 2015/2016	Actually Realised Dec. 2016	Data Source
% of persons of concern (18-59yrs with own business/ self-employed for more than 12 months)	<ul style="list-style-type: none"> <li>Increase community production potential through modern agricultural and support in farm and Non-farm production kits for</li> </ul>				AAH and Partners Progress Reports 2015/2016
	<ul style="list-style-type: none"> <li>Improve community agro-infrastructure through piloting of 01 value addition plant with attached 08 commercial farmer groups market driven 455 PoCs and 195 Host community Farmers</li> </ul>				
	<ul style="list-style-type: none"> <li>Stimulation of skill development tailored involvement of POCs and host community in various training and enterprises. Kyangwali</li> </ul>				
Output Indicators	<b>Brief description of the Output</b>	<b>Performance Indicator(s)</b>	<b>Performance Target(s)</b>	<b>Actually Realised December 2016</b>	<b>Data Source</b>
<b>Access to Agriculture and Livestock production.</b>	<ul style="list-style-type: none"> <li>Procure improved seeds for demonstration and seed banking</li> <li>Procure spray pumps- high unit covering area</li> <li>Support value chain development for 3 key crops</li> <li>Procure diesel maize milling machine for agro-processing model entrepreneur</li> <li>Support post-harvest handling at group level (Sheller and thresher) to minimize product loses.</li> <li>Support poultry production (500 birds, house, feeds and drugs)</li> </ul>				
<b>Access to self-employment/ business facilitated</b>	<ul style="list-style-type: none"> <li>Promotions for local innovations through competitions.</li> <li>Provision of VSLA kits to marketing associations</li> <li>Conduct entrepreneurship training and mentoring for youths</li> <li>Seed funding to promising social entrepreneur ideas</li> <li>Conduct market research and market linkages</li> <li>Facilitate registration/certification of active groups (hand craft)</li> </ul>				<b>AAH and Partners Progress Reports 2015/2016</b>

	<ul style="list-style-type: none"> <li>▪ Facilitate acquisition of copy rights for youth innovations (music, art, intellectual and design) for protection and marketability</li> <li>Support community led initiatives</li> </ul>				
<b>Access to training and learning enabled</b>	<ul style="list-style-type: none"> <li>▪ Training in agronomic and post-harvest handling practices</li> <li>▪ Conduct external exchange visit to contact farmers</li> <li>▪ Hire of community based extension workers</li> <li>▪ Hire of Agribusiness officer</li> <li>▪ Hire of Livelihoods Coordinator</li> <li>▪ Disseminate assorted agriculture livelihoods IEC materials, sign posts, posters, calendars, banners and stickers</li> <li>▪ Conduct settlement plant clinics in partnership with local government and private sector</li> <li>▪ Training of staff on plant clinic methodology</li> </ul>				<b>AAH and Partners Progress Reports 2015/2016</b>
<b>Vocational training/ Technical skills provided</b>	<ul style="list-style-type: none"> <li>▪ Support PoCs access informal vocational skills (Hair dressing, catering, mechanics and ICT)</li> </ul>				<b>AAH and Partners Progress Reports 2015/2016</b>
	<ul style="list-style-type: none"> <li>▪ Support PoCs in informal training to sit DIT exams</li> </ul>				
	<ul style="list-style-type: none"> <li>▪ Scholarships to PoCs in accessing formal vocational education</li> </ul>				
	<ul style="list-style-type: none"> <li>▪ Provide Start up kits for trained vocations</li> </ul>				

## A3.2 Tool tracking indicators under energy and environment

Data will be generated through distillation and extraction from existing progress reports from AAH as well as partners. It will be augmented with data generated through in-depth interview.

Impact Indicator Name	Impact Indicator description	Impact Indicator Baseline 2015/16	Impact Indicator Target 2015/2016	Actually Realised Dec. 2016	Data Source
<ul style="list-style-type: none"> <li>Extent environment risks associated with the operation mitigated.</li> <li>% of households supported to access sustainable energy</li> </ul>	<ul style="list-style-type: none"> <li>Increase tree cover by through establishment 04 more woodlots at institution and distribution of 150,000 tree seedling at community and institution level by December 2016</li> <li>Promotion of land use practises through environmental training and awareness raising to captivate 70% survival rate of tree seedlings after planting</li> </ul>				<ul style="list-style-type: none"> <li>AAH and Partners Progress Reports 2015/2016</li> <li>Energy utilization study report 2016</li> </ul>
	<ul style="list-style-type: none"> <li>Upscale access to charcoal briquettes from 6.7% to 12% (/88010039) of households by December 2016</li> </ul>				
	<ul style="list-style-type: none"> <li>Increase adoption of energy saving device (Rocket Lorena stoves) 20%(2008/10039)</li> </ul>				
	<ul style="list-style-type: none"> <li>Pilot biogas for lighting in 02 institutions</li> </ul>				
Output Indicators	<b>Brief description of the Output</b>	<b>Performance Indicator(s)</b>	<b>Performance Target(s)</b>	<b>Actually Realised December 2016</b>	<b>Data Source</b>
<b>Forest protection/Development undertaken.</b>	<ul style="list-style-type: none"> <li>Conduct environment education sessions at schools on vegetable gardening</li> </ul>				<ul style="list-style-type: none"> <li>AAH and Partners Progress Reports 2015/2016</li> <li>Energy utilisation study report 2016</li> </ul>
	<ul style="list-style-type: none"> <li>Conduct home visits to provide environment education to PoCs (paper for photocopying home visits)</li> </ul>				
	<ul style="list-style-type: none"> <li>Hire 03 forest guards</li> </ul>				
	<ul style="list-style-type: none"> <li>Facilitate 04 community tree nursery attendants</li> </ul>				
	<ul style="list-style-type: none"> <li>Hire 01 environment educator</li> </ul>				
	<ul style="list-style-type: none"> <li>Establish 5 hectares of school woodlots</li> </ul>				
	<ul style="list-style-type: none"> <li>Procure tree seed (pine, grevella, Mysopsis, Terminalia, Musizi, passion fruit)</li> </ul>				
	<ul style="list-style-type: none"> <li>Procure grafting net</li> </ul>				
<b>Alternative/renewable energy promoted</b>	<ul style="list-style-type: none"> <li>Conduct an assessment on fuel utilization</li> <li>Facilitate production of briquettes</li> <li>Promote appropriate renewable energy through networking</li> <li>Conduct awareness promotion campaigns in energy usage.</li> <li>Support EVI households to access fuel energy</li> <li>Pilot biogas at schools and health centres</li> </ul>				-



### A3.3: Guide for documents review

---

*This tool will be used by the evaluators to extract information from existing reports at AAH-U Secretariat and implementation level (Kyangwali).*

---

Names of the Evaluator		
Document type, title and period		
Name of the Publisher e.g. UNHCR, IP, etc)		

Secondary analysis of data will be done to retrieve information related to progress on implementation of the Livelihood and Environment Multi Sectoral Assistance to Refugees and Asylum Seekers in Kyangwali Project. Some of the records to review include:

- Initial Project Write up that detail targets (Document)
- Result Chain indicators environment 2015/16
- Result chain indicators livelihood 2015/16
- Multi-year strategy (2015-2020)
- UNHCR COP 2016/2017
- ReHOPE strategy and AGD resolutions
- Progress reports 2015/16
- EU end of project report 2014
- AAH Annual Programme Report, 2015/16
- Studies on utilisation on Household Cooking Energy in Kyangwali Settlement 2016
- National studies on emergence response in the same areas

### A3.4: Key Informant Guide for AAH staff and Partners

To assess the effectiveness, efficiency, Relevance, Sustainability and impact of project implementation, including assessing the institutional arrangement, partnerships, risk management, M&E and entire project cycle management (**study objective I -8**)

---

[ This tool will be used to interview AAH –U Project Area manager, AAH Live hood Coordinator, Natural Resources Officer AAH, Environment Educator AAH, staff of partner organization including ARC, KRC, FRC, Settlement Commandant, UNHCR staff, COBRUWAs, Local government etc ]

---

#### Consent Form

Hello Sir/ Madam,

My name is \_\_\_\_\_ AAH-Uganda is conducting an impact evaluation of the Livelihood and Environment Multi Sectoral Assistance to Refugees and Asylum Seekers in Kyangwali Project January 2015 to December 2016. The outcome of the evaluation and lessons learnt are meant to inform better and future programming.

You've been identified as a key partner and we wish, with your permission, to interview you. No personal information about you (such as your name) will be used in the final report to link you with what you said unless authorised. All information from the entire study will be put together to compile a joint evaluation report. Your participation in this study is very important and we will rely on you to provide us with accurate information that will aid future programming.

This interview is planned to last between 30 minutes and 1 hour. We would like to record this discussion so that we can be able to accurately capture what we discuss.

Do I have your permission to proceed with the interview?    Yes     No

If you do not want to participate,  
why.....

1. Organization's Name \_\_\_\_\_
2. Type of Organization (Government, CSO/Private, Others) \_\_\_\_\_
3. Your Name \_\_\_\_\_
4. Your Position/Title \_\_\_\_\_

**Part I: Questions tracking Effectiveness of the Livelihood and Environment Multi Sectoral Assistance to Refugees and Asylum Seekers in Kyangwali Project January 2015 to December 2016.**

a) Do staff members have some of the critical project documents at hand?

Yes  No

*Is If yes, verify availability of copies of project proposal, SOPs, Guideline, DIP etc)*

b) Was there any Project Kick off workshop conducted for staffs and partners and stakeholders?

Yes  No

*Is If not, why..... [free response ]*

c) Was there project sensitization workshop/Meeting?

Yes  No

*Is If not, why..... [free response ]*

d) Are the activities implemented in accordance with the project plans?

Yes  No

*Is If not, why..... [free response ]*

e) What outputs have been achieved? **[Outline: Free Response question]**

\_\_\_\_\_  
\_\_\_\_\_  
\_\_\_\_\_

f) To what extent do they contribute to the objectives? **[Elaborate: Free Response question]**

\_\_\_\_\_  
\_\_\_\_\_  
\_\_\_\_\_

g) How effective were the approaches and structures in delivering the desired outputs **[explain: Free Response question]**

\_\_\_\_\_  
\_\_\_\_\_  
\_\_\_\_\_

h) How can they be improved? **[explain: Free Response question]**

\_\_\_\_\_  
\_\_\_\_\_  
\_\_\_\_\_

i) Did partner organizations work together effectively?

Yes  No

j) Were the partnership structures effective in achieving the desired outputs **[Explain: Free Response question]**

\_\_\_\_\_  
\_\_\_\_\_  
\_\_\_\_\_

**Part 2: Questions tracking Efficiency of the Livelihood and Environment Project**

k) Were the available technical and financial, and logistical resources adequate to fulfil the project plans?	Yes <input type="checkbox"/> No <input type="checkbox"/>  If No, Explain <b>[Free Response question]</b>
l) Were the funds being spent in accordance with project plans and using the right procedures?	Yes <input type="checkbox"/> No <input type="checkbox"/>  If No, Explain <b>[Free Response question]</b>
m) Have there been any unforeseen problems in terms of resources (technical and financial) allocation and utilization?	Yes <input type="checkbox"/> No <input type="checkbox"/>  If Yes, Explain <b>[Free Response question]</b>
n) How well were they dealt with? <b>[Free Response question]</b>  _____ _____ _____	
o) Were the capacities of the various partners adequate?	Yes <input type="checkbox"/> No <input type="checkbox"/>  If No, Explain <b>[Free Response question]</b>
p) What were the roles of partners and staff? <b>[Free Response question]</b>  _____ _____ _____	
q) Were they appropriate? <b>[elaborate: Free Response question]</b>  _____ _____ _____	
r) Is there an effective process, built into the management structure for self-monitoring and assessment, reporting and reflection?	Yes <input type="checkbox"/> No <input type="checkbox"/>  If No, How could it be made better? <b>[Free Response question]</b>

**Part 3: Questions tracking Relevancy of the Livelihood and Environment Project**

s) Was the design and approach of the project relevant in addressing the identified PoCs needs, issues and challenges as far as building resilience and self-reliance is concerned in rural refugee settlements?  
**[Free Response question .... More probes for how it addressed each of; needs/ issues/challenges/ or and building self-reliance]**  
  
\_\_\_\_\_  
\_\_\_\_\_  
\_\_\_\_\_

t) To what extent was the project contributing to the strategic policies and programs of UNHCR and those of the partners? **[Free Response question .... More probes on contribution to UNHCR and second to partners]**

i. **Contribution to UNHCR policies and programs**

\_\_\_\_\_  
\_\_\_\_\_  
\_\_\_\_\_

ii. **Contribution to partner policies and programs**

\_\_\_\_\_  
\_\_\_\_\_  
\_\_\_\_\_

u) How could relevance be improved in future? **[Free Response question. Explain/cite examples]**

\_\_\_\_\_  
\_\_\_\_\_  
\_\_\_\_\_

**Part 4: Questions tracking Sustainability of the Livelihood and Environment Project**

v) Is the approach used likely to ensure a continued benefit after the end of the project? **[Free Response question. Explain...]**

\_\_\_\_\_  
\_\_\_\_\_  
\_\_\_\_\_

w) Is an exit strategy leveraged into the design of the project (s) including those implemented by Operational partners? **[explain; Free Response question]**

\_\_\_\_\_  
\_\_\_\_\_  
\_\_\_\_\_

x) Are all key stakeholders sufficiently and effectively involved? Yes  No

If No, explain?  
**[Free Response question]**

y) Are PoCs expectations being met and are refugees and proximate host community satisfied with their level of participation? Yes  No

If No, explain?  
**[Free Response question. Probe for satisfaction of PoCs expectations and involvement of refugees and host communities]**

z) Were there all necessary tools and guidelines in place at the start of implementation? **[Free Response question. Probe for such kinds of tools/guidelines ]**

\_\_\_\_\_  
\_\_\_\_\_  
\_\_\_\_\_

aa) Were all the goals and objectives clearly communicated to the targeted community and stakeholders? **[Free Response question. Probe for channels used to communicate to communities/stakeholders]**

---

---

---

bb) Were the roles and responsibility of all the actors and stakeholders clearly defined?

**[Free Response question. Probe for roles of each actors]**

---

---

---

**Part 5: Questions tracking Impact of the Livelihood and Environment Project**

cc) Has the project brought about desired changes in the behavior of targeted refugees? **[Free Response question. Probe for concrete changes brought in by the project]**

---

---

---

dd) Have there been any unintended positive or negative impacts arising from particular outcomes/results? **[Free Response question. Probe for both positive and negative impacts brought in by the project]**

**Positive impacts**

---

---

---

**Negative impacts**

---

---

---

ee) What could have been the likely situation (of PoCs) without the project? **[Free Response question. Explain...]**

---

---

---

**Part 6: Lessons Learnt in implementations of the Livelihood and Environment Multi Sectoral Assistance to Refugees and Asylum Seekers in Kyangwali Project January 2015 to December 2016.**

ff) What could be some of the lessons learnt' to date, particularly with regard to strategic processes and the mechanisms chosen to achieve the project's objectives **[Free Response question. Outline...]**

---

---

---

gg) What do you think worked better and did work better to realize the project's objectives **[Free Response question? Outline...]**

---

---

---

**Part 7: Recommendations to inform future programming, better service delivery and realization of Multi-year strategy (2015-2020) goals and UNHCR COP 2016/2017 objectives**

**hh)** Based on your experience with the project, what do you think are some of the critical recommendations for improvement of the future livelihood and environment programming? **[Free Response question? Outline general recommendations...]**

---

---

---

**ii)** Based on the current performance, what do you think are the actions needed to realize the Multi-year strategy (2015-2020) goals, targets and UNHCR COP 2016/2017 objectives? **[Free Response question? Outline specific recommendations...]**

---

---

---

**jj)** How best should the project be coordinated and partners to realize the stated outcomes and realization of the Multi-year strategy (2015-2020) goals, targets and UNHCR COP 2016/2017 objectives? **[Free Response question? Outline specific recommendations on coordination...]**

---

---

---

**kk)** Any other recommendation for better programming and future service delivery? **[Free response**

---

---

---

**Thanks for your time and Participation**

## A3 Tool 4: Tracking participation and involvement of Refugees, Asylum Seekers and Host communities in the project, success stories and lessons learnt

*Data will be generated through in-depth interviews with intended target project beneficiaries, refugees, Asylum Seekers and host communities. Individual interviews will be done at household levels and Focus Group Discussions of selected targeted users, Farm groups, Briquette users, VSLAs, Youth Groups etc*

### Consent Form

Hello Sir/ Madam,

My name is \_\_\_\_\_ AAH-Uganda is conducting an impact evaluation of the Livelihood and Environment Multi Sectoral Assistance to Refugees and Asylum Seekers in Kyangwali Project January 2015 to December 2016. The outcome of the evaluation and lessons learnt are meant to inform better planning for your services

You've been identified as a key respondent and we wish, with your permission, to interview you. No personal information about you (such as your name) will be used in the final report to link you with what you said unless authorised. All information from the entire study will be put together to compile a joint evaluation report. Your participation in this study is very important and we will rely on you to provide us with accurate information that will aid future programming.

This interview is planned to last between 30 minutes and 1 hour. We would like to record this discussion so that we can be able to accurately capture what we discuss.

Do I have your permission to proceed with the interview?    Yes     No

If you do not want to participate, why.....

1. Community/Village Name \_\_\_\_\_
2. Name of the group member belongs to \_\_\_\_\_
3. Type of the Groups (farmers groups or others )-----
4. What was your role in the group or community -----
5. Other Organisations that supported the groups (e.g KRC, FRC, ARC, etc)

### Part I: Socio-demographics of the Respondents

Characteristic	✓ (Tick category)
iv. Sex	
Male	
Female	
v. Age	
10-19	
20-29	



30-39	
40-49	
50-59	
60+	
vi. Position in a HH	
Mother	
Household head.	
Children	

**Part 2: Questions related to relevancy of the project to PoCs Needs**

a) Did the head of this household (or members of Farm Group/Youth Group etc) knew about the project and its objectives at the start? **[Probe response based on group identified above]**

\_\_\_\_\_

\_\_\_\_\_

\_\_\_\_\_

b) Or was your household (or Farm Group/Youth Group etc) consulted at the start to understand the type of assistance you needed before the project began? **[Free response Qtn]**

\_\_\_\_\_

\_\_\_\_\_

\_\_\_\_\_

c) From the beginning of the project, were goals and objectives of the project explained to you (or individual group members)? **[Free response Qtn, probe for their understanding of project goal and objectives]**

\_\_\_\_\_

\_\_\_\_\_

\_\_\_\_\_

d) Did you (or group members) fully participate in initial planning of the project **[Free response Qtn, probe for the stages and areas of participation]**

\_\_\_\_\_

\_\_\_\_\_

\_\_\_\_\_

e) For the last one year, have your (group /individual member) expectations been met or not? **[Free response Qtn. If not, probe for reasons why their expectations have not been made]**

\_\_\_\_\_

\_\_\_\_\_

\_\_\_\_\_

f) In your opinion, do you think the livelihood project addressed some of your needs (Individual or as a group) in this community (increased farm production, increase your income, skills, employment etc)? **[Free response Qtn. Probe the specific livelihood needs that were addressed and not addressed]**

**Needs addressed**

---

---

---

**Needs not addressed**

---

---

---

- g) In your opinion, do you think the environment project addressed some of your energy needs and environment concerns in this community (access energy saving technologies, environment conservation etc)? **[Free response Qtn. Probe the specific energy needs and environmental concerns that were addressed and not addressed]**

**Energy Needs/environmental concerns addressed**

---

---

---

**Needs not addressed**

---

---

---

- h) Did the technologies help your households (**groups/individuals**) to save their time, cut your costs for cooking, avoid related risks such as gender based violence **[Free response Qtn. Probe how it was able to save their time, costs etc]**

---

---

---

**Part 3: Identifying key 'success stories, milestones and lessons learnt (objective 7)**

- i) Did you register or realize any tangible successes from your project? (individuals or as a group) What are some of these successes? **[Free response Qtn. Probe and document some of the success stories on livelihood and environment ]**

Success stories from self-reliance and Livelihood project

---

---

---

Success stories from project environment project

---

---

---

- j) What are some of the lessons you have learnt in the implementation of the project? **[Free response Qtn]**

---

---

---

**Part 4: Making recommendations for future livelihood and environment programming (objective 8)**

- k) Based on your participation and experience with the project, what do you think are some of the critical recommendations for improvement of the future livelihood and environment programming? **[Free Response question? Outline general recommendations...]**

Suggestions for improvement of self-reliance and Livelihood project

---

---

---

Suggestions for improvement of environment project

---

---

---

**Thanks for your time and Participation**