

INTENTIONS SURVEY

IDPs IN INFORMAL SITES ANBAR GOVERNORATE

CONTEXT AND METHODS

Between late 2013 and 2017, intensification of conflict in north and central Iraq has resulted in large scale displacement with 1.9 million internally displaced persons (IDPs) identified across Iraq as of August 2018.¹ Of these, approximately 95,000 to 116,000 IDPs are estimated to be residing in informal sites.² In Anbar governorate, roughly 4,400 IDPs are estimated to be in informal sites.²

2018 has seen increased numbers of IDPs returning to their area of origin (AoO) across Iraq.³ These displacement and return trends have highlighted the need for data on intentions to return, in order to understand barriers to returning, as well as requisite conditions for safe and voluntary returns. To address this information gap, REACH, in partnership with the Iraq CCCM Cluster, conducted an intentions survey in informal sites containing 100 or more IDP households from 26 July to 16 August 2018.⁴

A total of 1,188 households were interviewed across 17 informal sites in Anbar, Baghdad, Dahuk, Kirkuk, Ninewa, and Sulaymaniyah governorates.⁵ A total of 136 household interviews across 2 sites were conducted in Anbar governorate. Households were randomly sampled, and findings are statistically representative at the site level with a 95% confidence level and 10% margin of error.

This factsheet presents findings for IDPs displaced in Anbar governorate. At the governorate level, findings are representative with at least the same level of confidence and margin of error. This level is guaranteed for all questions that apply to the entire surveyed population. Findings relating to a subset of the population may have a higher margin of error, or may be indicative only.⁶

Full details on the methodology are included in the [Terms of Reference](#).

MOVEMENT INTENTIONS

Intentions for the 3 months following data collection:



Intentions for the 12 months following data collection:



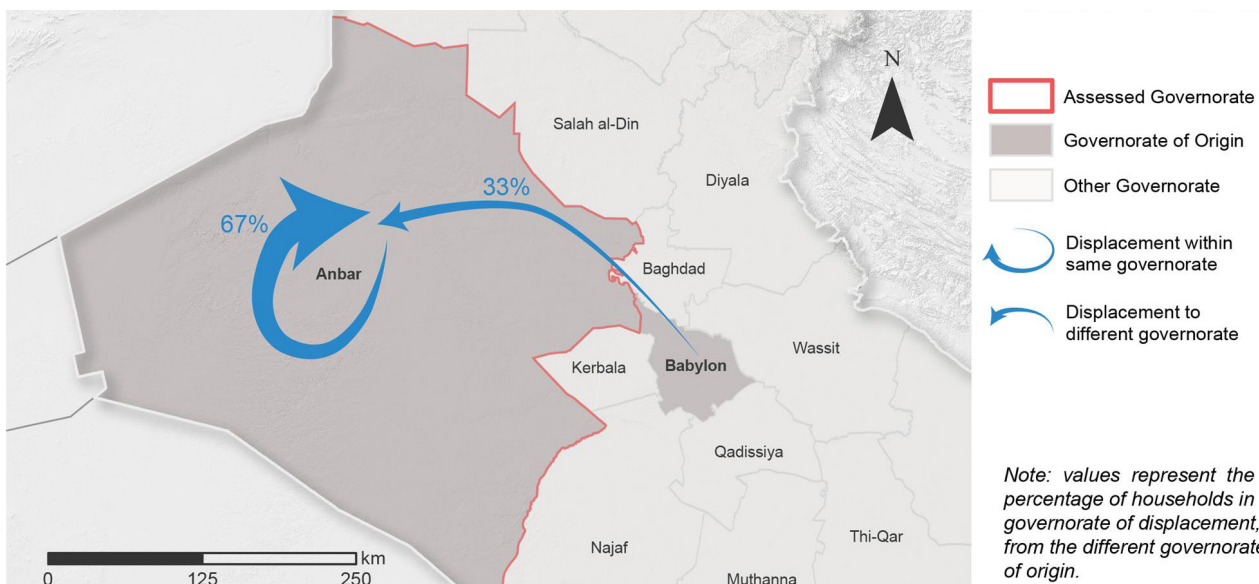
Of those intending to return to AoO in the 12 months following data collection, the top three reasons were:^{7,*}

1. Emotional desire to return (16/19)
2. Necessary to secure personal housing or land (9/19)
3. Livelihood opportunities available in AoO (8/19)

Of those not intending to return in the 12 months following data collection, the top three reasons were:^{*}

1. Home has been damaged/destroyed (63%)
2. No financial means to return (31%)
3. Fear of discrimination (24%)

IDPS IN INFORMAL SITES: GOVERNORATES OF ORIGIN



¹IOM, Displacement Tracking Matrix (August 2018).

²IOM Integrated Location Assessment III and the RASP informal site assessment.

³According to the [Iraq Humanitarian Response Plan 2018](#)

⁴Sites were selected based on the IOM ILA with population confirmed by the RASP informal site assessment.

⁵Informal sites with 100 or more IDP households were found in Salah al-Din governorate, but intentions surveys were not conducted due to protection concerns from the cluster and operational partners.

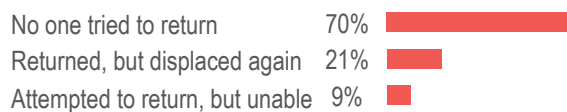
⁶With a minimum 90% confidence level and 10% margin of error in order not to be indicative.

⁷Findings are based on a small subset of the sample population and are therefore considered indicative rather than statistically generalizable to all households in the governorate. As such, findings are reported as number of households, and not percentages.

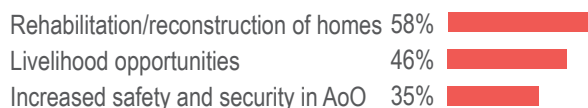
* Respondents could select multiple options. Therefore, results may exceed 100%.

PRIMARY NEEDS AND BARRIERS TO RETURN

Proportion of households where a member has attempted to return since the first displacement:



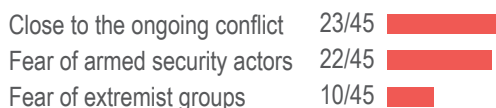
Top three issues that households reported would support return to AoO:*



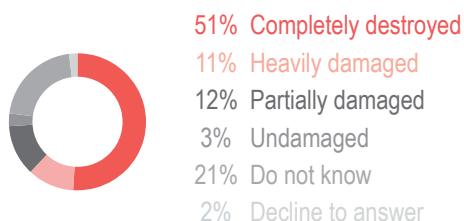
PERCEPTION OF CONDITIONS IN AOO

33% of households consider their current location to be safer than their AoO⁸

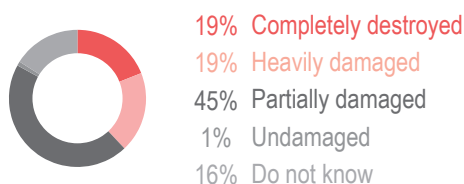
Of those who considered their current location to be safer, the top three reasons for perceived lack of safety in AoO were:^{9,*}



Reported level of damage to home in AoO:



Reported level of damage to buildings and infrastructure in AoO:



INFORMATION SOURCES

95% of households reported that they have been receiving information about their AoO.

SERVICES AND ASSISTANCE IN AOO

Reported availability of basic services

55% Some basic services
25% Do not know
20% None



Of those reporting some basic services available in their AoO, the top three services were: **water (93%), electricity (84%), health services (70%).***

Reported availability of livelihood opportunities

33% Some livelihood opportunities
21% Do not know
46% None



Of those reporting availability of livelihood opportunities in their AoO, the top three employment sectors were: **trade or vocational (24/45), government (17/45), construction (16/45).^{9,*}**

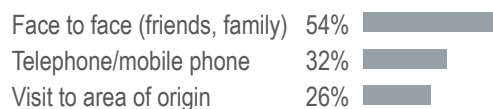
Reported availability of assistance

29% Some assistance provided
23% Do not know
48% None



Of those reporting assistance was provided in AoO, the top three types were: **food assistance (32/39), NFI distribution (13/39), cash distribution (8/39).^{9,*}**

Of those that received information about their AoO, the top three information channels were:*



* Respondents could select multiple options. Therefore, results may exceed 100%.

⁸ 31% reported their AoO to be safer than their current location and 34% reported not to know.

⁹ Findings are based on a small subset of the sample population and are therefore considered indicative rather than

statistically generalizable to all households in the governorate. As such, findings are reported as number of households, and not percentages.

INTENTIONS SURVEY

IDPs IN INFORMAL SITES BAGHDAD GOVERNORATE

CONTEXT AND METHODS

Between late 2013 and 2017, intensification of conflict in north and central Iraq has resulted in large scale displacement with 1.9 million internally displaced persons (IDPs) identified across Iraq as of August 2018.¹ Of these, approximately 95,000 to 116,000 IDPs are estimated to be residing in informal sites.² In Baghdad governorate, roughly 2,200 IDPs are estimated to be in informal sites.²

2018 has seen increased numbers of IDPs returning to their area of origin (AoO) across Iraq.³ These displacement and return trends have highlighted the need for data on intentions to return, in order to understand barriers to returning, as well as requisite conditions for safe and voluntary returns. To address this information gap, REACH, in partnership with the Iraq CCCM Cluster, conducted an intentions survey in informal sites containing 100 or more IDP households from 26 July to 16 August 2018.⁴

A total of 1,188 households were interviewed across 17 informal sites in Anbar, Baghdad, Dahuk, Kirkuk, Ninewa, and Sulaymaniyah governorates.⁵ A total of 73 household interviews across 1 site were conducted in Baghdad governorate. Households were randomly sampled, and findings are statistically representative at the site level with a 95% confidence level and 10% margin of error.

This factsheet presents findings for IDPs displaced in Baghdad governorate. At the governorate level, findings are representative with at least the same level of confidence and margin of error. This level is guaranteed for all questions that apply to the entire surveyed population. Findings relating to a subset of the population may have a higher margin of error, or may be indicative only.⁶

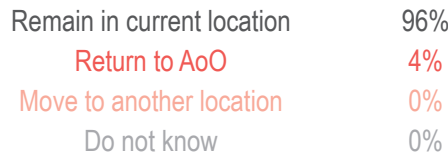
Full details on the methodology are included in the [Terms of Reference](#).

MOVEMENT INTENTIONS

Intentions for the 3 months following data collection:



Intentions for the 12 months following data collection:



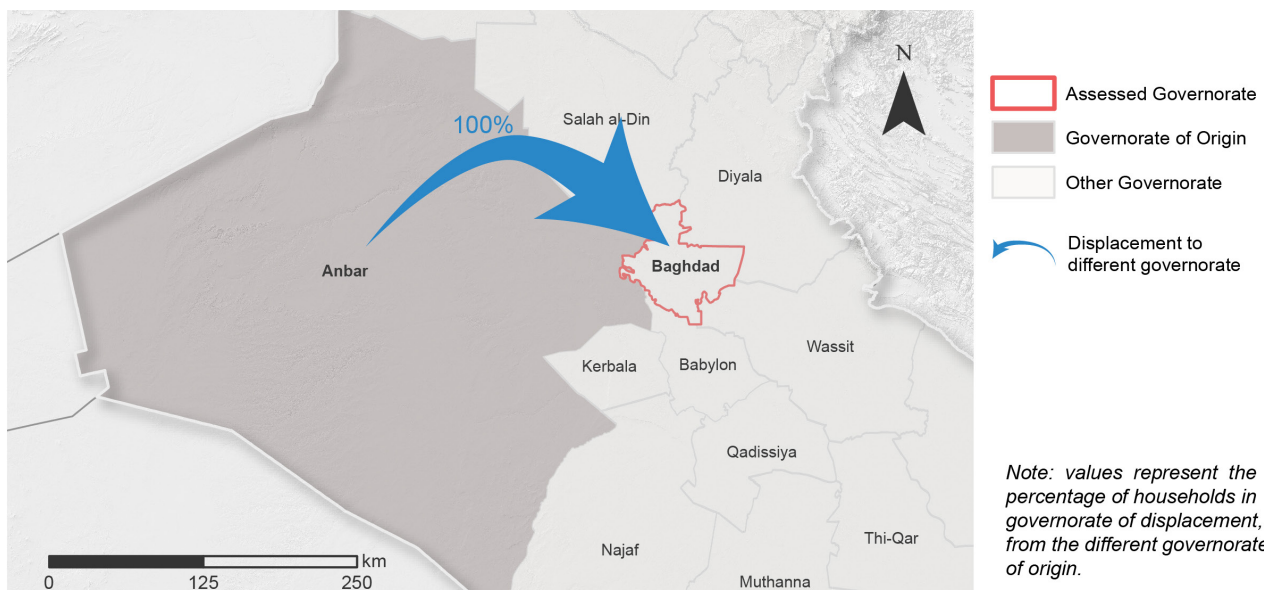
Of those intending to return to AoO in the 12 months following data collection, the top three reasons were:^{7,*}

1. Security in AoO stable (3/3)
2. Other family/community members have returned (1/3)
3. N/A

Of those not intending to return in the 12 months following data collection, the top three reasons were:^{*}

1. Home has been damaged/destroyed (64%)
2. No financial means to return (33%)
3. Lack of livelihood/income generating activities in AoO (25%)

IDPS IN INFORMAL SITES: GOVERNORATES OF ORIGIN



¹IOM, Displacement Tracking Matrix (August 2018).

²IOM Integrated Location Assessment III and the RASP informal site assessment.

³According to the [Iraq Humanitarian Response Plan 2018](#)

⁴Sites were selected based on the IOM ILA with population confirmed by the RASP informal site assessment.

⁵Informal sites with 100 or more IDP households were found in Salah al-Din governorate, but intentions surveys were

not conducted due to protection concerns from the cluster and operational partners.

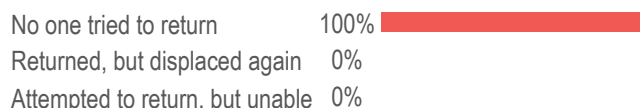
⁶With a minimum 90% confidence level and 10% margin of error in order not to be indicative.

⁷Findings are based on a small subset of the sample population and are therefore considered indicative rather than statistically generalizable to all households in the governorate.

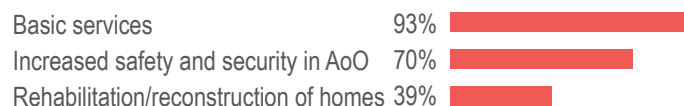
^{*}Respondents could select multiple options. Therefore, results may exceed 100%.

PRIMARY NEEDS AND BARRIERS TO RETURN

Proportion of households where a member has attempted to return since the first displacement:



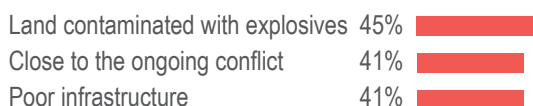
Top three issues that households reported would support return to AoO*:



PERCEPTION OF CONDITIONS IN AOO

79% of households consider their current location to be safer than their AoO⁸

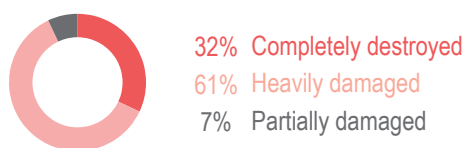
Of those who considered their current location to be safer, the top three reasons for perceived lack of safety in AoO were:*



Reported level of damage to home in AoO:



Reported level of damage to buildings and infrastructure in AoO:



INFORMATION SOURCES

100% of households reported that they have been receiving information about their AoO.

SERVICES AND ASSISTANCE IN AOO

Reported availability of basic services

12% Some basic services
21% Do not know
67% None



Of those reporting some basic services available in their AoO, the top three services were: **water (9/9), electricity (8/9), health services (3/9).**^{9,*}

Reported availability of livelihood opportunities

48% Some livelihood opportunities
52% None



Of those reporting availability of livelihood opportunities in their AoO, the top three employment sectors were: **agriculture (35/35), trade or vocational (32/35), government (28/35).**^{9,*}

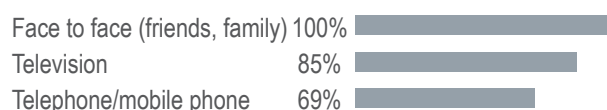
Reported availability of assistance

29% Some assistance provided
12% Do not know
59% None



Of those reporting assistance was provided in AoO, the top three types were: **food assistance (20/21), cash distribution (19/21).**^{9,*}

Of those that received information about their AoO, the top three information channels were:*



* Respondents could select multiple options. Therefore, results may exceed 100%.

⁸ 19% reported their AoO to be safer than their current location and 2% reported not to know.

⁹ Findings are based on a small subset of the sample population and are therefore considered indicative rather than

statistically generalizable to all households in the governorate. As such, findings are reported as number of households, and not percentages.



INTENTIONS SURVEY

IDPs IN INFORMAL SITES DAHUK GOVERNORATE

CONTEXT AND METHODS

Between late 2013 and 2017, intensification of conflict in north and central Iraq has resulted in large scale displacement with 1.9 million internally displaced persons (IDPs) identified across Iraq as of August 2018.¹ Of these, approximately 95,000 to 116,000 IDPs are estimated to be residing in informal sites.² In Dahuk governorate, roughly between 34,500 and 40,700 IDPs are estimated to be in informal sites.²

2018 has seen increased numbers of IDPs returning to their area of origin (AoO) across Iraq.³ These displacement and return trends have highlighted the need for data on intentions to return, in order to understand barriers to returning, as well as requisite conditions for safe and voluntary returns. To address this information gap, REACH, in partnership with the Iraq CCCM Cluster, conducted an intentions survey in informal sites containing 100 or more IDP households from 26 July to 16 August 2018.⁴

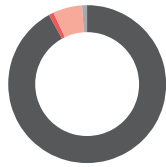
A total of 1,188 households were interviewed across 17 informal sites in Anbar, Baghdad, Dahuk, Kirkuk, Ninewa, and Sulaymaniyah governorates.⁵ A total of 375 household interviews across 6 sites were conducted in Dahuk governorate. Households were randomly sampled, and findings are statistically representative at the site level with a 95% confidence level and 10% margin of error.

This factsheet presents findings for IDPs displaced in Dahuk governorate. At the governorate level, findings are representative with at least the same level of confidence and margin of error. This level is guaranteed for all questions that apply to the entire surveyed population. Findings relating to a subset of the population may have a higher margin of error, or may be indicative only.⁶

Full details on the methodology are included in the [Terms of Reference](#).

MOVEMENT INTENTIONS

Intentions for the 3 months following data collection:



92%
1%
6%
1%

Remain in current location
Return to AoO
Move to another location
Do not know

Intentions for the 12 months following data collection:



84%
3%
8%
5%


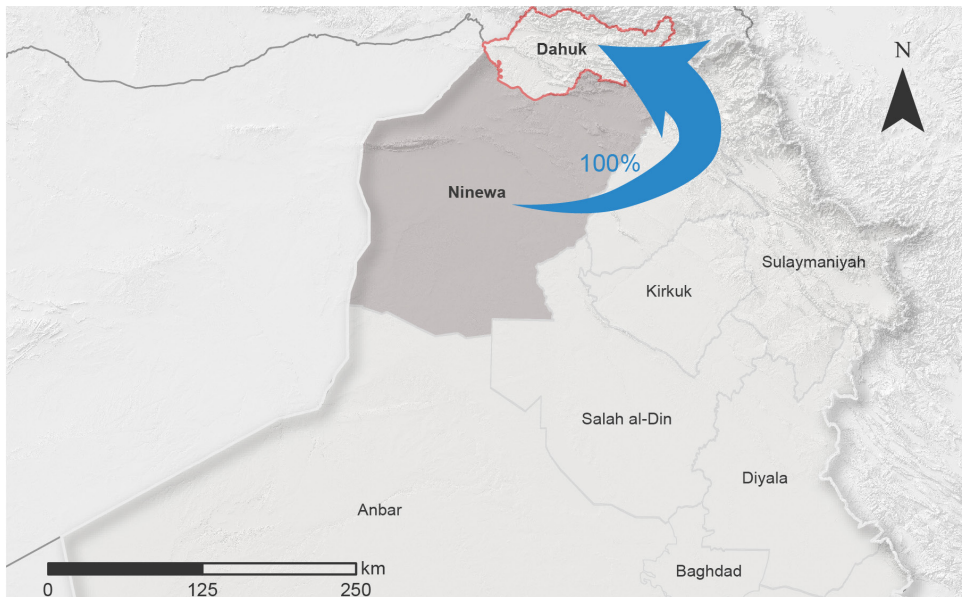
Of those intending to return to AoO in the 12 months following data collection, the top three reasons were:⁷

1. Emotional desire to return (8/14)
2. Security situation in area of origin is stable (7/14)
3. Necessary to secure personal housing or land (6/14)

Of those not intending to return in the 12 months following data collection, the top three reasons were:^{*}

1. Presence of explosive hazards (mines, bombs, IEDs) (61%)
2. Basic services are not (enough) available in AoO (58%)
3. Home has been damaged/destroyed (49%)

IDPS IN INFORMAL SITES: GOVERNORATES OF ORIGIN



Note: values represent the percentage of households in governorate of displacement, from the different governorates of origin.

¹ IOM, Displacement Tracking Matrix (August 2018).

² IOM Integrated Location Assessment III and the RASP informal site assessment.

³ According to the [Iraq Humanitarian Response Plan 2018](#)

⁴ Sites were selected based on the IOM ILA with population confirmed by the RASP informal site assessment.

⁵ Informal sites with 100 or more IDP households were found in Salah al-Din governorate, but intentions surveys were not conducted due to protection concerns from the cluster and operational partners.

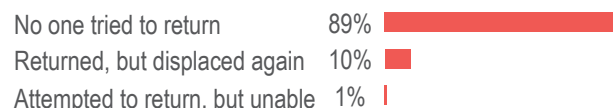
⁶ With a minimum 90% confidence level and 10% margin of error in order not to be indicative.

⁷ Findings are based on a small subset of the sample population and are therefore considered indicative rather than statistically generalizable to all households in the governorate. As such, findings are reported as number of households, and not percentages.

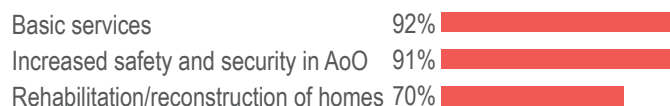
^{*} Respondents could select multiple options. Therefore, results may exceed 100%.

PRIMARY NEEDS AND BARRIERS TO RETURN

Proportion of households where a member has attempted to return since the first displacement:



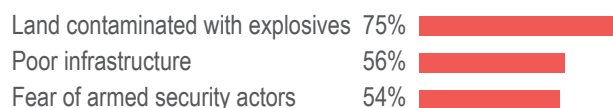
Top three issues that households reported would support return to AoO:^{*}



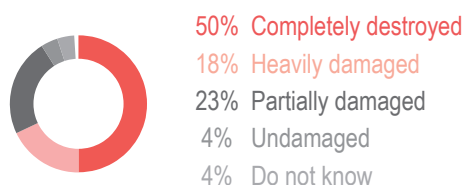
PERCEPTION OF CONDITIONS IN AOO

96% of households consider their current location to be safer than their AoO⁸

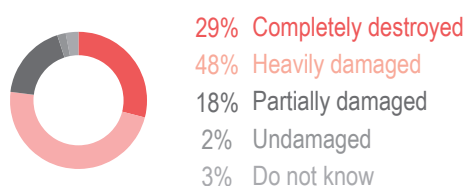
Of those who considered their current location to be safer, the top three reasons for perceived lack of safety in AoO were:^{*}



Reported level of damage to home in AoO:



Reported level of damage to buildings and infrastructure in AoO:



SERVICES AND ASSISTANCE IN AOO

Reported availability of basic services

40% Some basic services
27% Do not know
33% None



Of those reporting some basic services available in their AoO, the top three services were: **electricity (97%), waste disposal (30%), water (25%).***

Reported availability of livelihood opportunities

23% Some livelihood opportunities
30% Do not know
47% None



Of those reporting availability of livelihood opportunities in their AoO, the top three employment sectors were: **agriculture (69%), government (31%), military (30%).***

Reported availability of assistance

15% Some assistance provided
47% Do not know
38% None

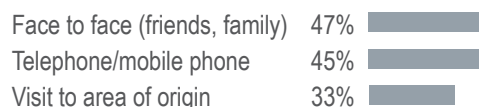


Of those reporting assistance was provided in AoO, the top three types were: **food assistance (53/64), NFI distribution (19/64), shelter rehabilitation/reconstruction (7/64%).^{9,*}**

INFORMATION SOURCES

93% of households reported that they have been receiving information about their AoO.

Of those that received information about their AoO, the top three information channels were:^{*}



^{*} Respondents could select multiple options. Therefore, results may exceed 100%.

⁸ <1% reported their AoO to be safer than their current location and 4% reported not to know.

⁹ Findings are based on a small subset of the sample population and are therefore considered indicative rather than

statistically generalizable to all households in the governorate. As such, findings are reported as number of households, and not percentages.

INTENTIONS SURVEY

IDPs IN INFORMAL SITES KIRKUK GOVERNORATE

CONTEXT AND METHODS

Between late 2013 and 2017, intensification of conflict in north and central Iraq has resulted in large scale displacement with 1.9 million internally displaced persons (IDPs) identified across Iraq as of August 2018.¹ Of these, approximately 95,000 to 116,000 IDPs are estimated to be residing in informal sites.² In Kirkuk governorate, roughly between 12,200 and 13,200 IDPs are estimated to be in informal sites.²

2018 has seen increased numbers of IDPs returning to their area of origin (AoO) across Iraq.³ These displacement and return trends have highlighted the need for data on intentions to return, in order to understand barriers to returning, as well as requisite conditions for safe and voluntary returns. To address this information gap, REACH, in partnership with the Iraq CCCM Cluster, conducted an intentions survey in informal sites containing 100 or more IDP households from 26 July to 16 August 2018.⁴

A total of 1,188 households were interviewed across 17 informal sites in Anbar, Baghdad, Dahuk, Kirkuk, Ninewa, and Sulaymaniyah governorates.⁵ A total of 52 household interviews across 1 site were conducted in Kirkuk governorate. Households were randomly sampled, and findings are statistically representative at the site level with a 95% confidence level and 10% margin of error.

This factsheet presents findings for IDPs displaced in Kirkuk governorate. At the governorate level, findings are representative with at least the same level of confidence and margin of error. This level is guaranteed for all questions that apply to the entire surveyed population. Findings relating to a subset of the population may have a higher margin of error, or may be indicative only.⁶

Full details on the methodology are included in the [Terms of Reference](#).

MOVEMENT INTENTIONS

Intentions for the 3 months following data collection:



Intentions for the 12 months following data collection:



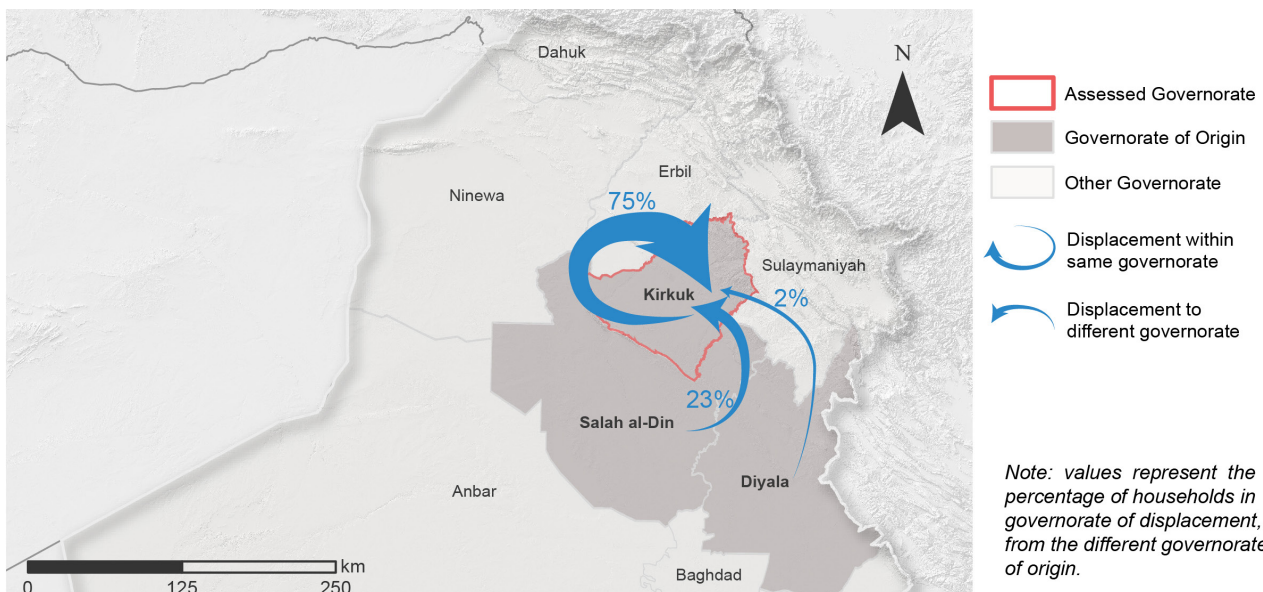
Of those intending to return to AoO in the 12 months following data collection, the top three reasons were:^{7,*}

1. Basic services are available in the AoO (1/1)
2. N/A
3. N/A

Of those not intending to return in the 12 months following data collection, the top three reasons were:^{*}

1. Home has been damaged/destroyed (39/51)
2. Basic services are not (enough) available in AoO (35/51)
3. Lack of security forces (34/51)

IDPS IN INFORMAL SITES: GOVERNORATES OF ORIGIN



¹ IOM, Displacement Tracking Matrix (August 2018).

² IOM Integrated Location Assessment III and the RASP informal site assessment.

³ According to the [Iraq Humanitarian Response Plan 2018](#)

⁴ Sites were selected based on the IOM ILA with population confirmed by the RASP informal site assessment.

⁵ Informal sites with 100 or more IDP households were found in Salah al-Din governorate, but intentions surveys were not conducted due to protection concerns from the cluster and operational partners.

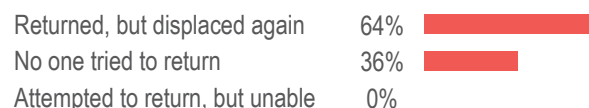
⁶ With a minimum 90% confidence level and 10% margin of error in order not to be indicative.

⁷ Findings are based on a small subset of the sample population and are therefore considered indicative rather than statistically generalizable to all households in the governorate. As such, findings are reported as number of households, and not percentages.

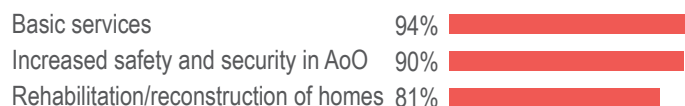
* Respondents could select multiple options. Therefore, results may exceed 100%.

PRIMARY NEEDS AND BARRIERS TO RETURN

Proportion of households where a member has attempted to return since the first displacement:



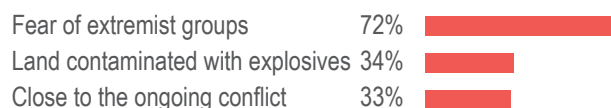
Top three issues that households reported would support return to AoO*:



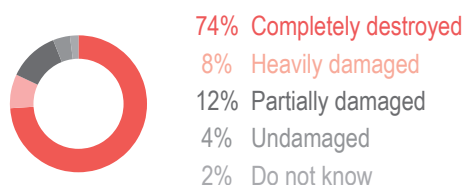
PERCEPTION OF CONDITIONS IN AOO

96% of households consider their current location to be safer than their AoO⁸

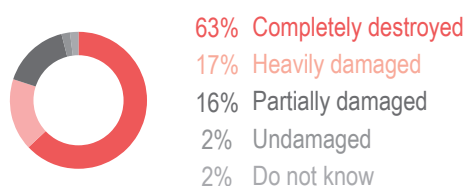
Of those who considered their current location to be safer, the top three reasons for perceived lack of safety in AoO were:^{9,*}



Reported level of damage to home in AoO:

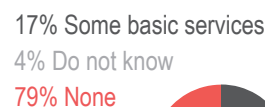


Reported level of damage to buildings and infrastructure in AoO:



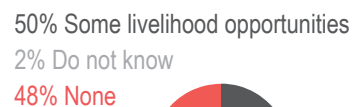
SERVICES AND ASSISTANCE IN AOO

Reported availability of basic services



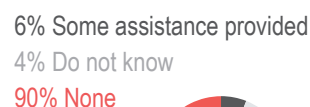
Of those reporting some basic services available in their AoO, the top three services were: **electricity (9/9), water (2/9).**^{9,*}

Reported availability of livelihood opportunities



Of those reporting availability of livelihood opportunities in their AoO, the top three employment sectors were: **agriculture (26/26), trade or vocational (1/26), private business (1/26).**^{9,*}

Reported availability of assistance

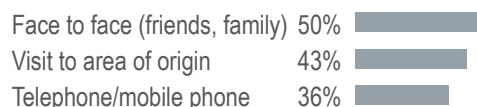


Of those reporting assistance was provided in AoO, the top three types were: **shelter rehabilitation or reconstruction (2/3), NFI distribution (1/3).**^{9,*}

INFORMATION SOURCES

96% of households reported that they have been receiving information about their AoO.

Of those that received information about their AoO, the top three information channels were*:



* Respondents could select multiple options. Therefore, results may exceed 100%.

⁸ 4% reported their AoO to be safer than their current location and 0% reported not to know.

⁹ Findings are based on a small subset of the sample population and are therefore considered indicative rather than

statistically generalizable to all households in the governorate. As such, findings are reported as number of households, and not percentages.

INTENTIONS SURVEY

IDPs IN INFORMAL SITES NINEWA GOVERNORATE

CONTEXT AND METHODS

Between late 2013 and 2017, intensification of conflict in north and central Iraq has resulted in large scale displacement with 1.9 million internally displaced persons (IDPs) identified across Iraq as of August 2018.¹ Of these, approximately 95,000 to 116,000 IDPs are estimated to be residing in informal sites.² In Ninewa governorate, roughly between 15,800 and 19,800 IDPs are estimated to be in informal sites.²

2018 has seen increased numbers of IDPs returning to their area of origin (AoO) across Iraq.³ These displacement and return trends have highlighted the need for data on intentions to return, in order to understand barriers to returning, as well as requisite conditions for safe and voluntary returns. To address this information gap, REACH, in partnership with the Iraq CCCM Cluster, conducted an intentions survey in informal sites containing 100 or more IDP households from 26 July to 16 August 2018.⁴

A total of 1,188 households were interviewed across 17 informal sites in Anbar, Baghdad, Dahuk, Kirkuk, Ninewa, and Sulaymaniyah governorates.⁵ A total of 430 household interviews across 6 sites were conducted in Ninewa governorate. Households were randomly sampled, and findings are statistically representative at the site level with a 95% confidence level and 10% margin of error.

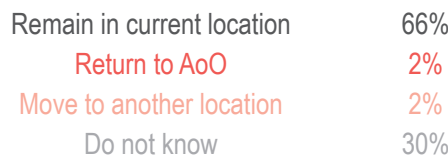
This factsheet presents findings for IDPs displaced in Ninewa governorate. At the governorate level, findings are representative with at least the same level of confidence and margin of error. This level is guaranteed for all questions that apply to the entire surveyed population. Findings relating to a subset of the population may have a higher margin of error, or may be indicative only.⁶

Full details on the methodology are included in the [Terms of Reference](#).

Intentions for the 3 months following data collection:



MOVEMENT INTENTIONS



Intentions for the 12 months following data collection:



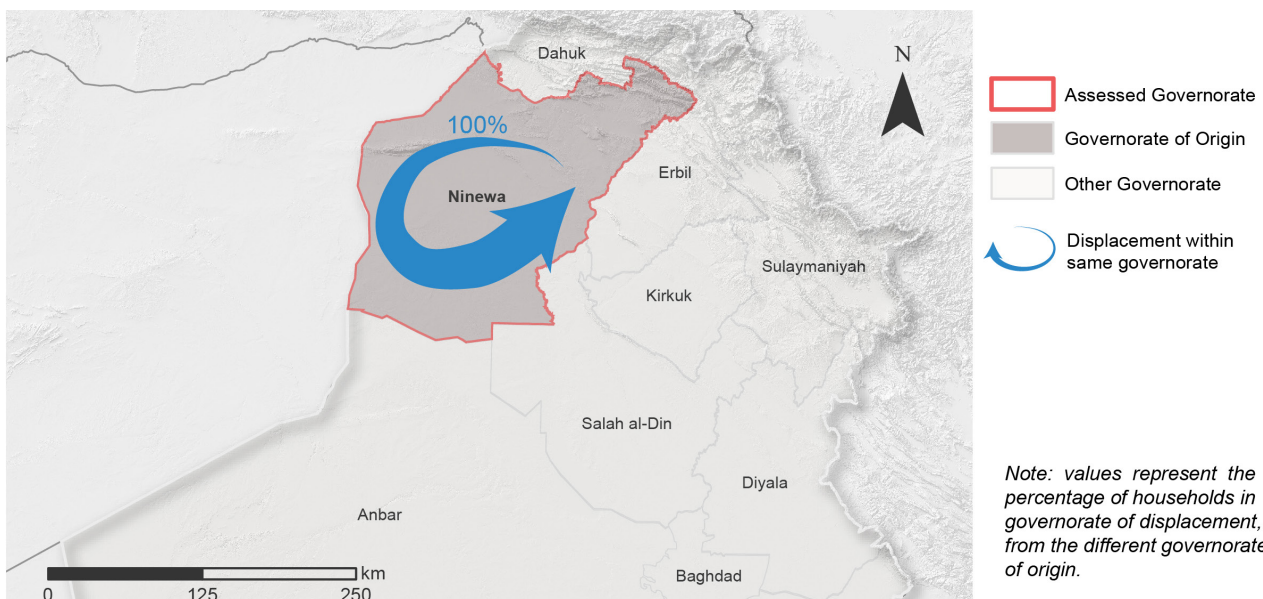
Of those intending to return to AoO in the 12 months following data collection, the top three reasons were:^{7,*}

1. Emotional desire to return (7/9)
2. Security in AoO stable (5/9)
3. Basic services are available in the AoO (4/9)

Of those not intending to return in the 12 months following data collection, the top three reasons were:^{*}

1. Home has been damaged/destroyed (76%)
2. Presence of explosive hazards (mines, bombs, IEDs) (46%)
3. Fear/trauma associated with returning to AoO (35%)

IDPS IN INFORMAL SITES: GOVERNORATES OF ORIGIN



¹ IOM, Displacement Tracking Matrix (August 2018).

² IOM Integrated Location Assessment III and the RASP informal site assessment.

³ According to the [Iraq Humanitarian Response Plan 2018](#)

⁴ Sites were selected based on the IOM ILA with population confirmed by the RASP informal site assessment.

⁵ Informal sites with 100 or more IDP households were found in Salah al-Din governorate, but intentions surveys were not conducted due to protection concerns from the cluster and operational partners.

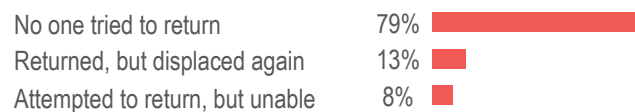
⁶ With a minimum 90% confidence level and 10% margin of error in order not to be indicative.

⁷ Findings are based on a small subset of the sample population and are therefore considered indicative rather than statistically generalizable to all households in the governorate. As such, findings are reported as number of households, and not percentages.

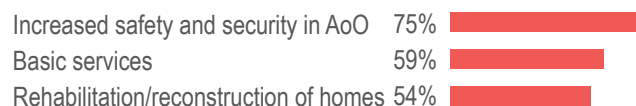
* Respondents could select multiple options. Therefore, results may exceed 100%.

PRIMARY NEEDS AND BARRIERS TO RETURN

Proportion of households where a member has attempted to return since the first displacement:



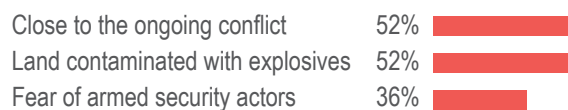
Top three issues that households reported would support return to AoO:*



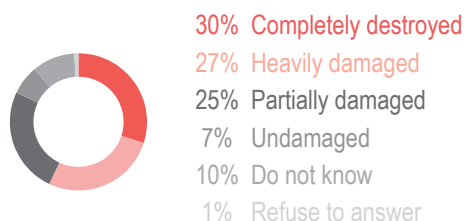
PERCEPTION OF CONDITIONS IN AOO

95% of households consider their current location to be safer than their AoO[§]

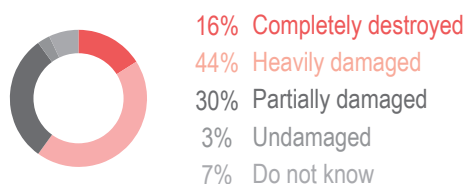
Of those who considered their current location to be safer, the top three reasons for perceived lack of safety in AoO were:*



Reported level of damage to home in AoO:



Reported level of damage to buildings and infrastructure in AoO:



INFORMATION SOURCES

95% of households reported that they have been receiving information about their AoO.

SERVICES AND ASSISTANCE IN AOO

Reported availability of basic services

23% Some basic services
36% Do not know
41% None



Of those reporting some basic services available in their AoO, the top three services were: **electricity (90%), water (66%), education (56%).***

Reported availability of livelihood opportunities

19% Some livelihood opportunities
25% Do not know
56% None



Of those reporting availability of livelihood opportunities in their AoO, the top three employment sectors were: **agriculture (55%), government (52%), trade or vocational (26%).***

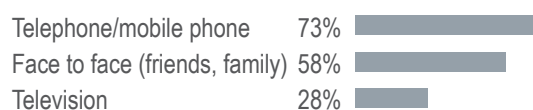
Reported availability of assistance

16% Some assistance provided
41% Do not know
43% None



Of those reporting assistance was provided in AoO, the top three types were: **food assistance (70%), NFI distribution (55%), shelter rehabilitation/reconstruction (49%).***

Of those that received information about their AoO, the top three information channels were:*



* Respondents could select multiple options. Therefore, results may exceed 100%.

§ <1% reported their AoO to be safer than their current location and 5% reported not to know.

INTENTIONS SURVEY

IDPs IN INFORMAL SITES SULAYMANIYAH GOVERNORATE

CONTEXT AND METHODS

Between late 2013 and 2017, intensification of conflict in north and central Iraq has resulted in large scale displacement with 1.9 million internally displaced persons (IDPs) identified across Iraq as of August 2018.¹ Of these, approximately 95,000 to 116,000 IDPs are estimated to be residing in informal sites.² In Sulaymaniyah governorate, roughly between 3,200 and 5,200 IDPs are estimated to be in informal sites.²

2018 has seen increased numbers of IDPs returning to their area of origin (AoO) across Iraq.³ These displacement and return trends have highlighted the need for data on intentions to return, in order to understand barriers to returning, as well as requisite conditions for safe and voluntary returns. To address this information gap, REACH, in partnership with the Iraq CCCM Cluster, conducted an intentions survey in informal sites containing 100 or more IDP households from 26 July to 16 August 2018.⁴

A total of 1,188 households were interviewed across 17 informal sites in Anbar, Baghdad, Dahuk, Kirkuk, Ninewa, and Sulaymaniyah governorates.⁵ A total of 60 household interviews across 1 site were conducted in Sulaymaniyah governorate. Households were randomly sampled, and findings are statistically representative at the site level with a 95% confidence level and 10% margin of error.

This factsheet presents findings for IDPs displaced in Sulaymaniyah governorate. At the governorate level, findings are representative with at least the same level of confidence and margin of error. This level is guaranteed for all questions that apply to the entire surveyed population. Findings relating to a subset of the population may have a higher margin of error, or may be indicative only.⁶

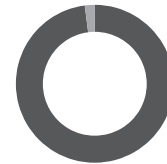
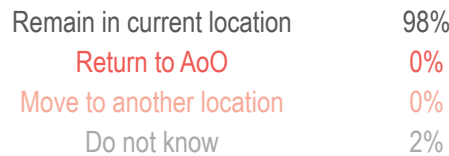
Full details on the methodology are included in the [Terms of Reference](#).

MOVEMENT INTENTIONS

Intentions for the 3 months following data collection:



Intentions for the 12 months following data collection:



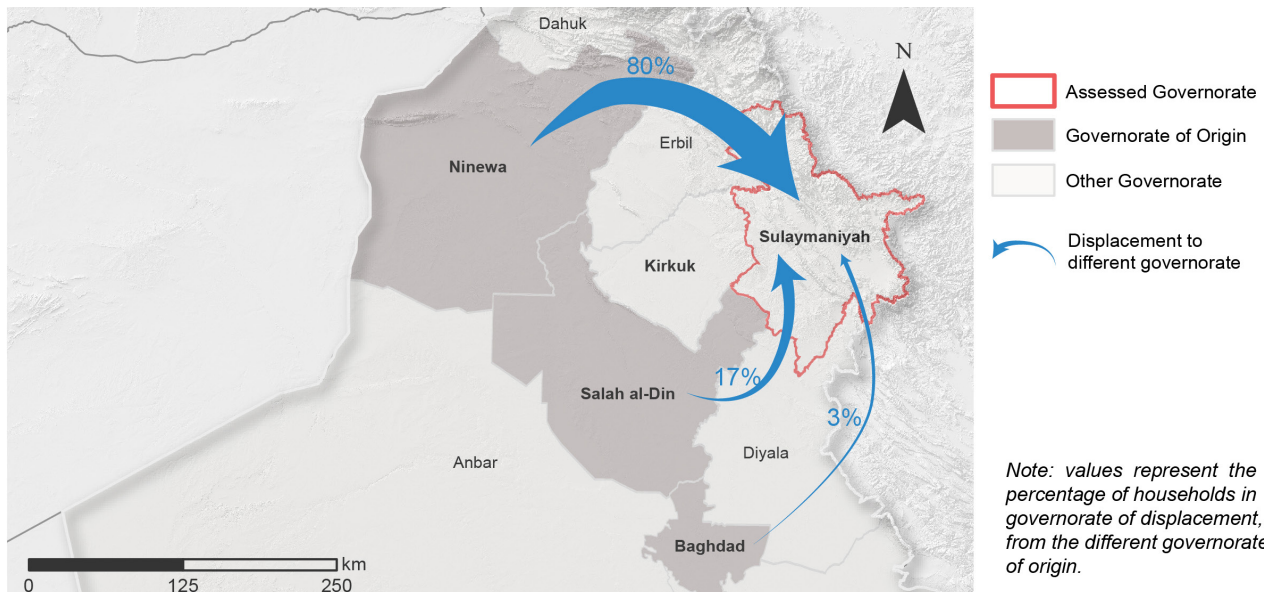
Of those intending to return to AoO in the 12 months following data collection, the top three reasons were:^{7,*}

1. N/A
2. N/A
3. N/A

Of those not intending to return in the 12 months following data collection, the top three reasons were:^{*}

1. Lack of security forces (78%)
2. Fear/trauma associated with returning to AoO (50%)
3. Lack of livelihood/income generating activities in AoO (40%)

IDPS IN INFORMAL SITES: GOVERNORATES OF ORIGIN



¹IOM, Displacement Tracking Matrix (August 2018).

²IOM Integrated Location Assessment III and the RASP informal site assessment.

³According to the [Iraq Humanitarian Response Plan 2018](#)

⁴Sites were selected based on the IOM ILA with population confirmed by the RASP informal site assessment.

⁵Informal sites with 100 or more IDP households were found in Salah al-Din governorate, but intentions surveys were

not conducted due to protection concerns from the cluster and operational partners.

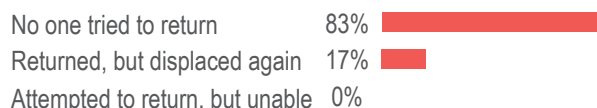
⁶With a minimum 90% confidence level and 10% margin of error in order not to be indicative.

⁷Findings are based on a small subset of the sample population and are therefore considered indicative rather than statistically generalizable to all households in the governorate.

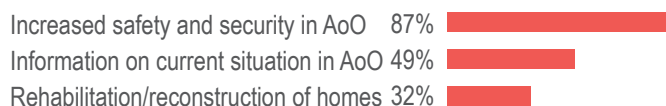
* Respondents could select multiple options. Therefore, results may exceed 100%.

PRIMARY NEEDS AND BARRIERS TO RETURN

Proportion of households where a member has attempted to return since the first displacement:



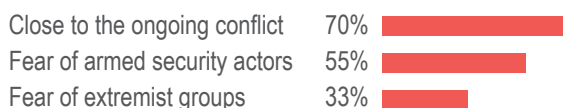
Top three issues that households reported would support return to AoO*:



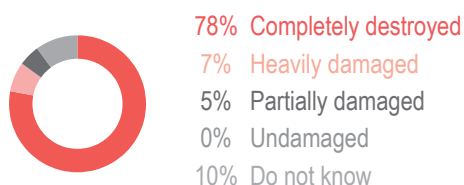
PERCEPTION OF CONDITIONS IN AOO

100% of households consider their current location to be safer than their AoO

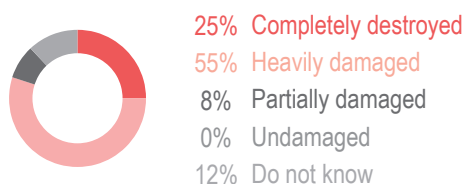
Of those who considered their current location to be safer, the top three reasons for perceived lack of safety in AoO were:



Reported level of damage to home in AoO:



Reported level of damage to buildings and infrastructure in AoO:



SERVICES AND ASSISTANCE IN AOO

Reported availability of basic services

10% Some basic services
13% Do not know
77% None



Of those reporting availability of livelihood opportunities in their AoO, the top three employment sectors were: **electricity (6/6), water (6/6), health services (2/6).**^{8,*}

Reported availability of livelihood opportunities

32% Some livelihood opportunities
8% Do not know
60% None



Of those reporting assistance was provided in AoO, the top three types were: **agriculture (18/19), government (4/19), construction/military (1/19).**^{8,*}

Reported availability of assistance

0% Some assistance provided
23% Do not know
77% None

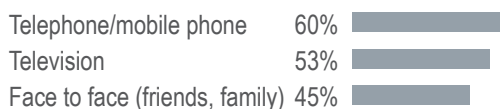


No forms of assistance were reported to be provided in the AoO.

INFORMATION SOURCES

100% of households reported that they have been receiving information about their AoO.

Of those that received information about their AoO, the top three information channels were:



* Respondents could select multiple options. Therefore, results may exceed 100%.

⁸ Findings are based on a small subset of the sample population and are therefore considered indicative rather than

statistically generalizable to all households in the governorate. As such, findings are reported as number of households, and not percentages.

