

STOCK LEVEL MONITORING REPORT ACROSS LOCATIONS FOR JULY 2018:

This is a monthly assessment of stock levels i.e. percentage of tracer medicines in stock and the average percentage time these medicines are out of stock at the settlements.

Key to note are the following:

Uganda is currently faced with chronic stock out of essential medicines across refugee settlements.

Average percentage stock availability stand at 42% with average percentage time medicines are out of Stock stand at well over 48%.

Settlements most affected are Kyaka, Rwamwanja, Kyangwali, Kiryandongo, BidiBidi, and Adjumani.

Redistributions across settlements are ongoing to move some excess stock to areas in dire need but this is only for a fill gap measure for a few days.

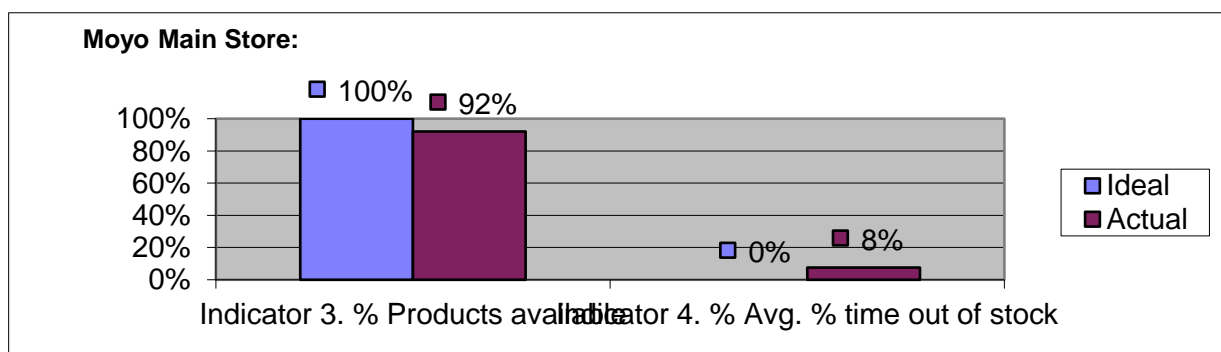
Most partners have also exhausted the emergency budget lines for medicines.

The chronic stock out is largely attributed to due to delays in arrival of medicines from international orders. So far we have received 56% of Health supplies for 2018, with 0% of essential medicines.

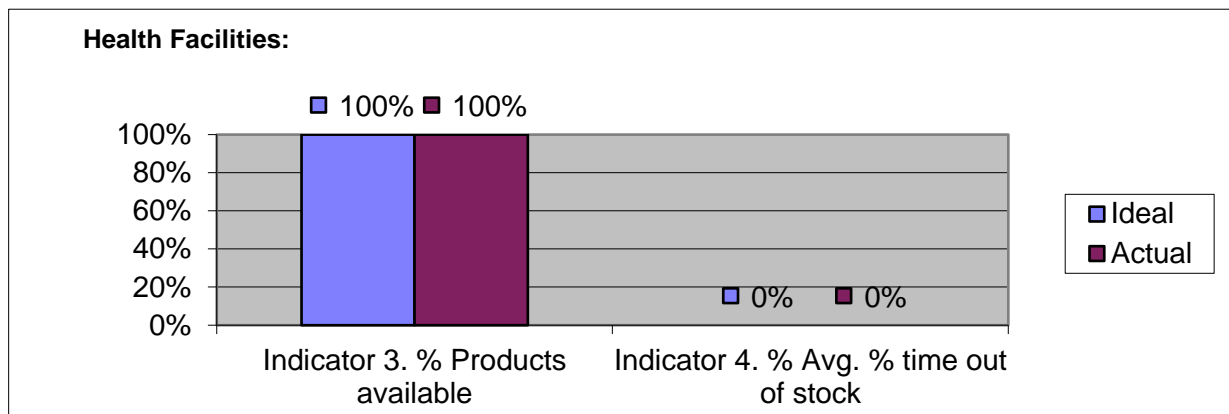
Key tracer medicines assessed are: Oral and parenteral broad spectrum antibiotics, IV fluids, Cotrimoxazole 480mg, Ferrous Sulphate, Zinc sulphate, ORS, Mebendazole, Paracetamol, Nystatin Pessaries, Artemether/Lumefantrine, Artesunate inj, Oxytocin, Misoprostol and Depo-Provera. Supplies include Examination gloves, HIV determine, Malaria RDTs, IV infusion giving sets, Cotton rolls, Medical envelopes,

MOYO: Moyo has a fairly good range of tracer medicines and supplies with 92% and 100% availability at store and health facility respectively. However, average months of stock per item is less than 2 months and 1 month at the regional medical store and health facilities respectively. Kindly note that at the time of this assessment Moyo had received some stock locally procured from both the BPRM line and UNHCR emergency funds.

Indicator assessed	Main store	Health Facility
% age of products available	92%	100%
% age of time that products are out of stock	8%	100%

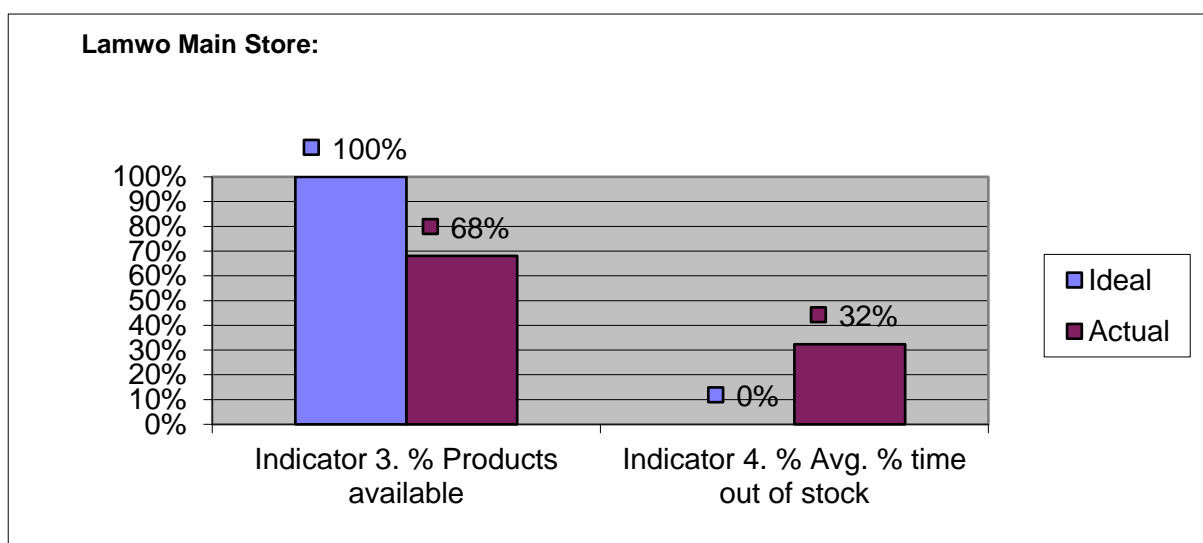


STOCK LEVEL MONITORING REPORT ACROSS LOCATIONS FOR JULY 2018:



LAMWO: Stock outs are evident in Lamwo, with over 32% average time medicines are out of stock with just 68% stock availability. Of concern is that the store has less than 2 month of stock of these medicines. They have been running on stock acquired locally from the UNHCR emergency funds. At the time of assessment the health facility report had not been received.

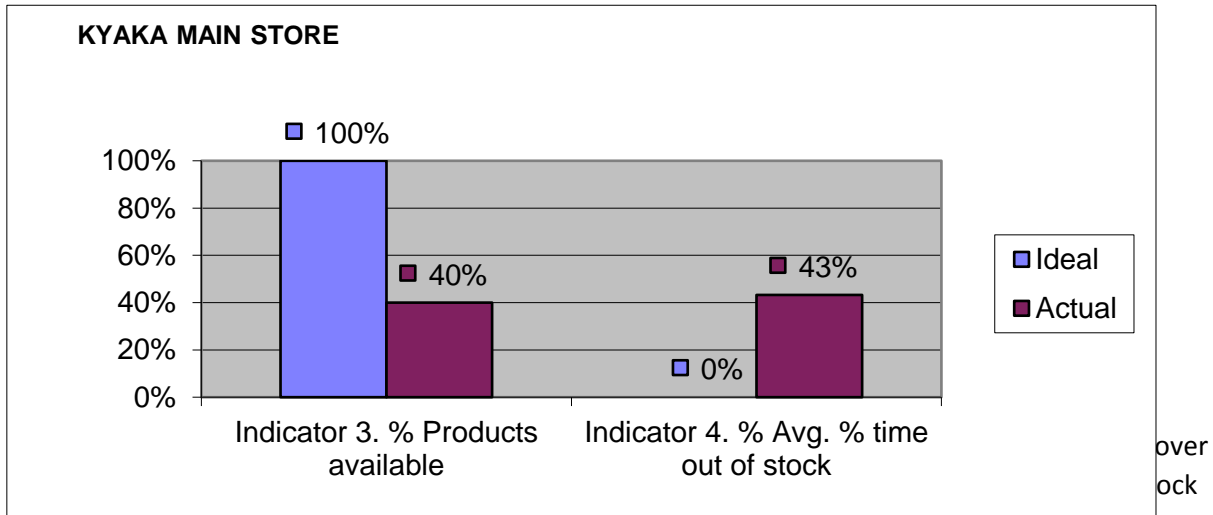
Indicator assessed	Main store	Health Facility
% age of products available	68%	-
% age of time that products are out of stock	32%	-



STOCK LEVEL MONITORING REPORT ACROSS LOCATIONS FOR JULY 2018:

KYAKA: Stock outs of essential medicines are rampant in Kyaka, with over 43% average time out of stock with just 40% stock availability. To note is that medicines in store have less than 1 month of stock. They have been running on stock acquired locally from the UNHCR emergency funds.

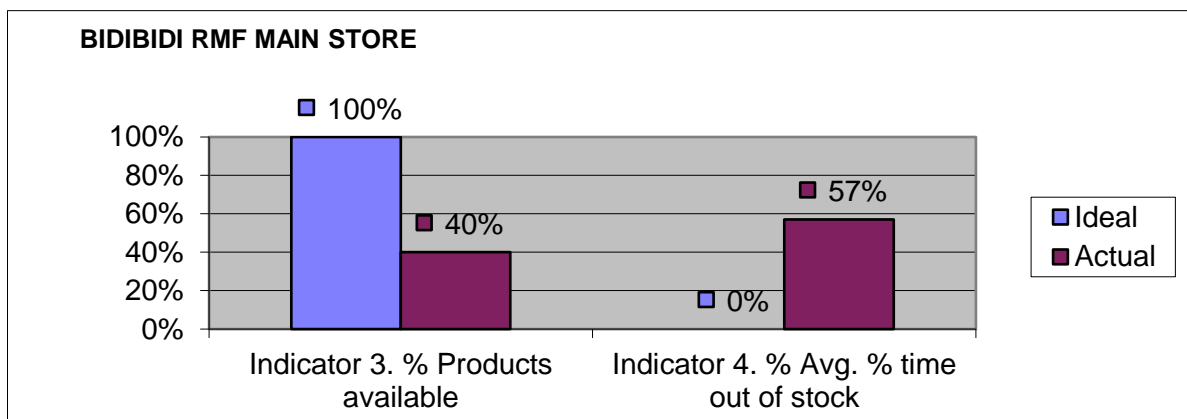
Indicator assessed	Main store	Health Facility
% age of products available	40%	-
% age of time that products are out of stock	43%	-



STOCK LEVEL MONITORING REPORT ACROSS LOCATIONS FOR JULY 2018:

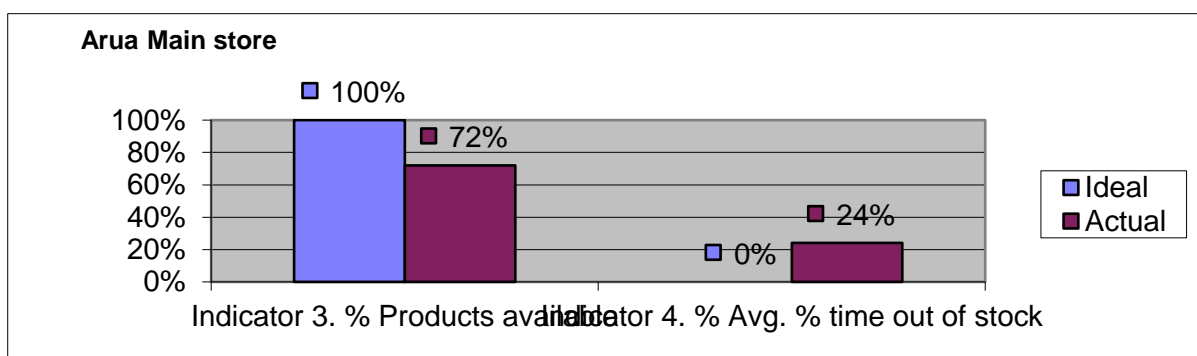
BIDIBIDI:

Indicator assessed	Main store	Health Facility
% age of products available	40%	-
% age of time that products are out of stock	57%	-



ARUA: The stock situation in Arua is just over 70% stock availability with an average time out of stock well over 24%. Similar the stock has been acquired majorly from BPRM funding and some from the UNHCR emergency budget lines.

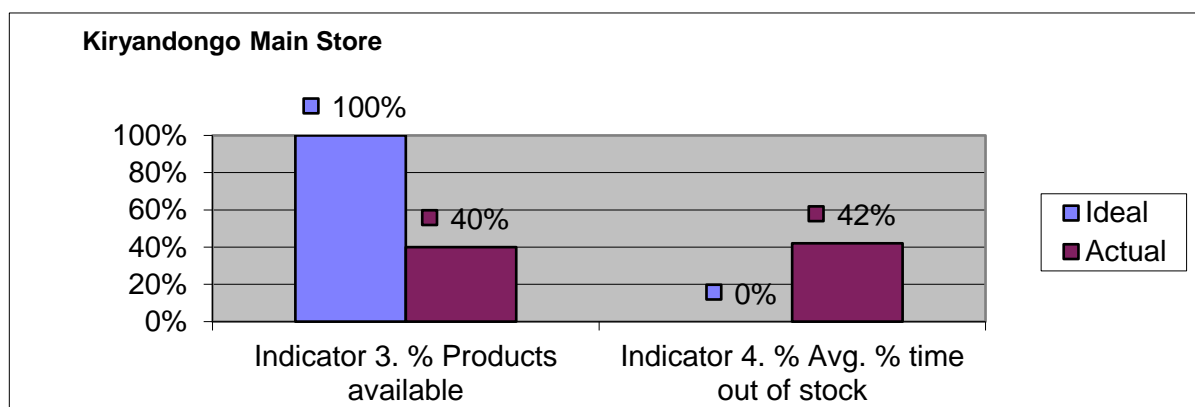
Indicator assessed	Main store	Health Facility
% age of products available	72 %	-
% age of time that products are out of stock	24 %	-



STOCK LEVEL MONITORING REPORT ACROSS LOCATIONS FOR JULY 2018:

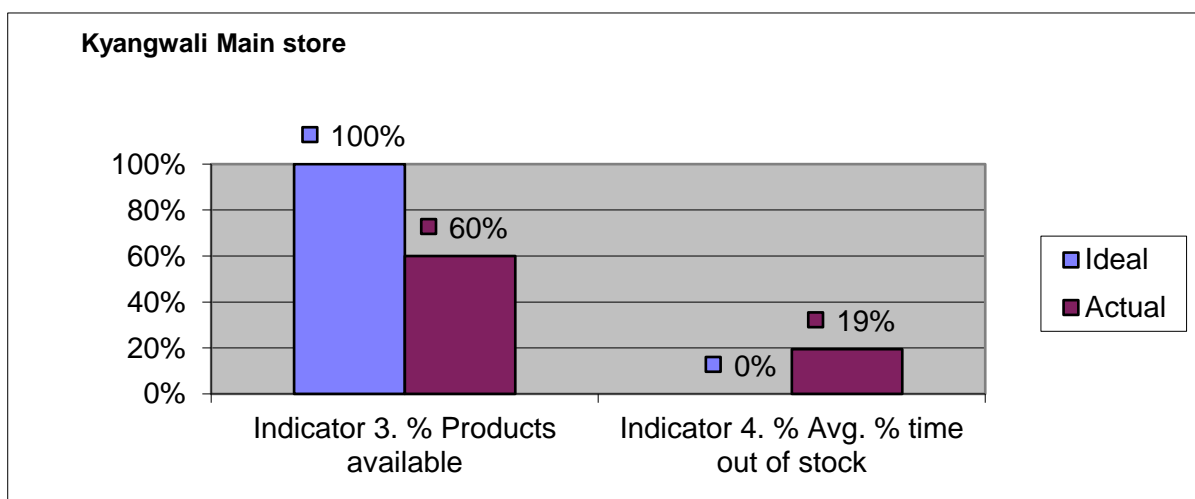
KIRYANDONGO: Has just 40% stock availability with an average time out of stock well over 42%. The emergency fund is exhausted and facilities have gone for long without key essential medicines.

Indicator assessed	Main store	Health Facility
% age of products available	40 %	-
% age of time that products are out of stock	42 %	-



KYANGWALI:

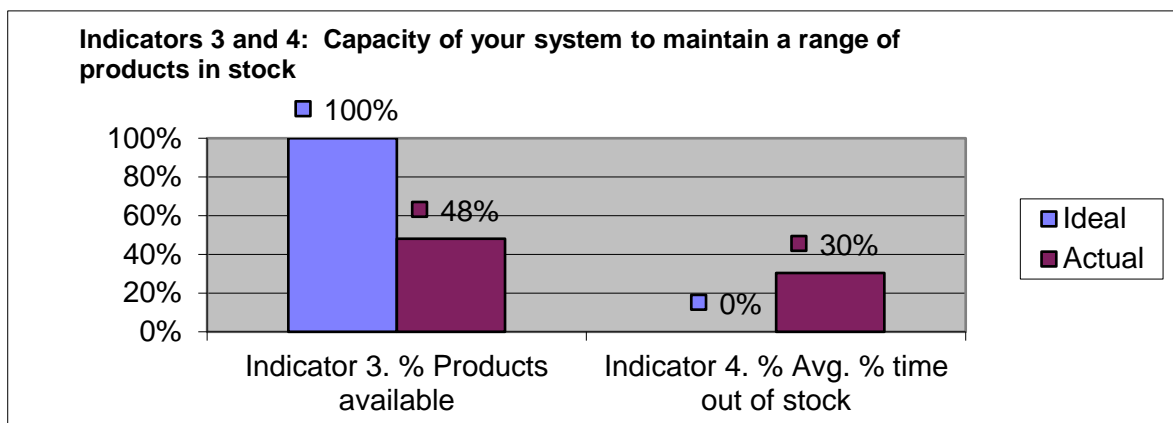
Indicator assessed	Main store	Health Facility
% age of products available	60 %	-
% age of time that products are out of stock	19 %	-



STOCK LEVEL MONITORING REPORT ACROSS LOCATIONS FOR JULY 2018:

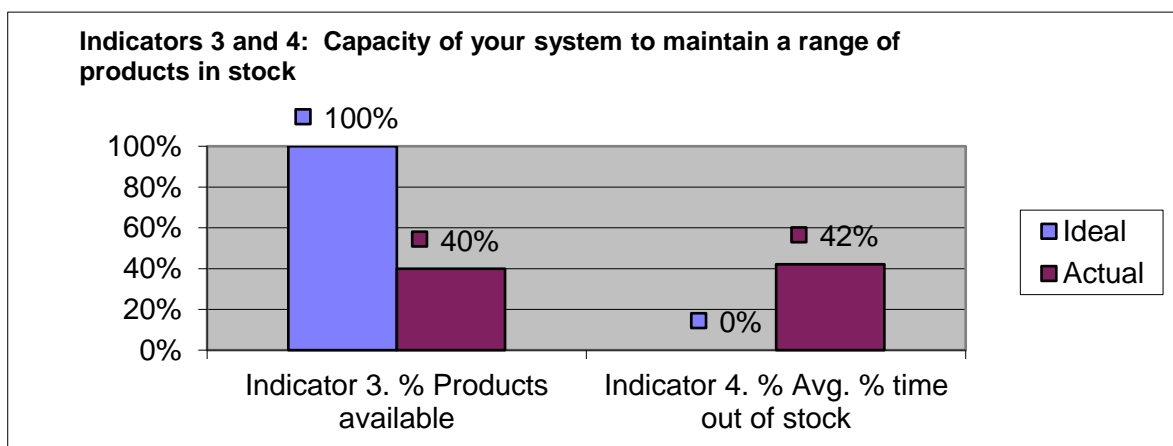
NAKIVALE/RWEKUBO

Indicator assessed	Main store	Health Facility
% age of products available	48 %	-
% age of time that products are out of stock	30 %	-



ADJUMANI:

Indicator assessed	Main store	Health Facility
% age of products available	48 %	-
% age of time that products are out of stock	30 %	-



STOCK LEVEL MONITORING REPORT ACROSS LOCATIONS FOR JULY 2018: