



INTER-AGENCY FINANCIAL TRACKING - JORDAN

Third Quarter (January- September) 2018 - RESILIENCE COMPONENT



Inter-Agency
Coordination
Jordan

Funding Status

26% - \$99m

of the total requested funds have been received under Resilience component

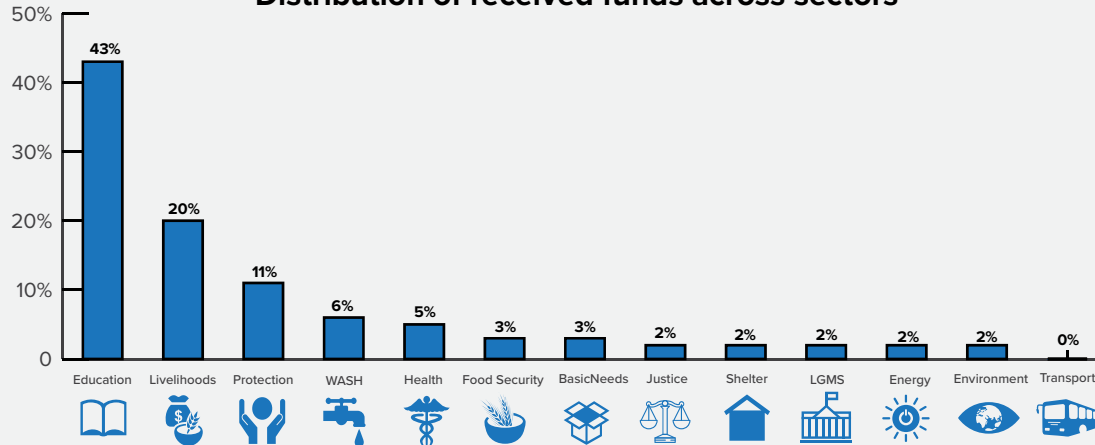


Total Requested (USD) **298,468,683**

Funds Received (USD) **99,279,020**

Gap (USD) **199,171,663**

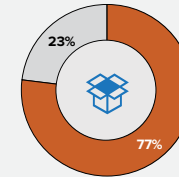
Distribution of received funds across sectors



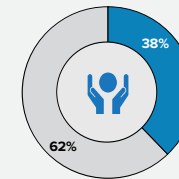
Received funds by sectors

Sector	Total Required (in USD)	Received (in USD)	% Received
SHELTER	\$ 2,250,000	\$ 2,069,095	91%
BASIC NEEDS	\$ 3,321,215	\$ 2,544,445	77%
WASH	\$ 9,069,196	\$ 6,404,572	71%
EDUCATION	\$ 86,500,768	\$ 42,776,918	49%
LIVELIHOODS	\$ 46,846,681	\$ 19,548,355	42%
PROTECTION	\$ 28,730,815	\$ 10,805,059	38%
HEALTH	\$ 14,374,678	\$ 4,848,711	34%
ENVIRONMENT	\$ 5,250,000	\$ 1,645,147	31%
JUSTICE	\$ 14,375,000	\$ 2,243,558	16%
ENERGY	\$ 13,012,235	\$ 1,706,503	13%
FOOD SECURITY	\$ 23,110,939	\$ 2,704,657	12%
LGMS (Local Governance and Municipal Services)	\$ 37,992,156	\$ 2,000,000	5%
TRANSPORT	\$ 13,635,000	\$ 0	0%
Grand Total	\$298,468,683	\$99,297,020	33%

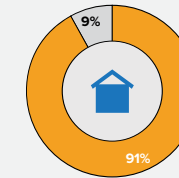
Basic needs



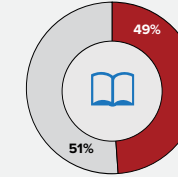
Protection



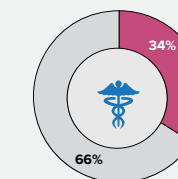
Shelter



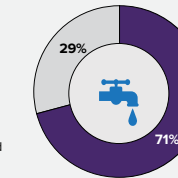
Education



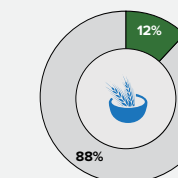
Health



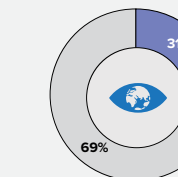
WASH



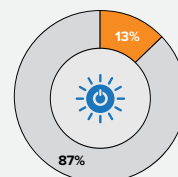
Food Security



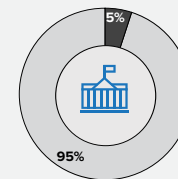
Environment



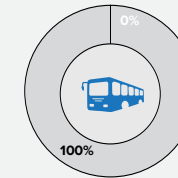
Energy



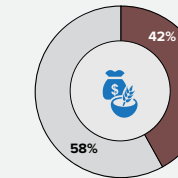
Municipal Services



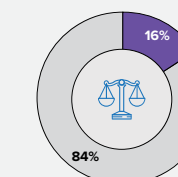
Transport



Livelihoods



Justice



Participating Agencies

39 Requested
36 Reported (92% of total appeal)
3 Not Reported (8% of total appeal)

Agencies without funding

8 Agencies without funding
3
5

For more information on FTS please contact:

boudon@unhcr.org
diouf@unhcr.org
alsagban@unhcr.org

Disclaimer: This Financial Tracking System (FTS) is based on funds received by refugee response partners in Jordan. It only covers the inter-agency appeal for the refugee pillar of the 3RP in support of the Jordan Response Plan (JRP). The JRP FTS remains the authoritative source for funds pledged and allocated to the JRP log-frame. For more information, see <http://www.jrpsc.org/jrpts/>

Data extracted on 5 November 2018