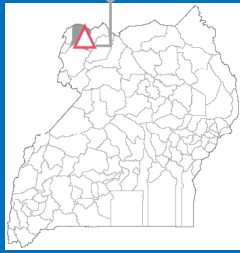




West Nile Region Yumbe District



Bidi Bidi

Total refugee population:
286,859 registered refugees

With **584,221** nationals and **286,859** refugees in Yumbe District, refugees in Bidi Bidi account for **33%** of the district population.

Settlement first established: 2016

Registered refugee population*¹

Female	Age	Male
26,650	0-4	25,082
45,689	5-11	47,040
26,323	12-17	28,314
48,766	18-59	33,079
4,757	60+	1,159

Data collected through²:

- 8** beneficiary focus group discussions
- 2** key informant interviews
- 25** partner interviews
- 7** sector lead interviews

Bidi Bidi settlement was established in September 2016 to host the rapid influx of South Sudanese refugees, primarily arriving from the Eatoria region. The settlement population increased rapidly to over 280,000 people, making it one of the largest refugee settlements in the world. As of December 2016, Bidi Bidi reached maximum capacity and stopped accepting new arrivals.

Gaps & Challenges³



There are only few clean water sources available to the population in Bidi Bidi. Long distance to the water points, long waiting lines and high congestion are issues facing refugees collecting water. The few existing boreholes are of poor quality, nationals reported repairs of the boreholes are continuously delayed. The water supplied is insufficient, which is exacerbated by the dry season. As sources dry up, both refugees and nationals are forced to collect water from unprotected water sources. Furthermore, the poor latrine coverage in the settlement has led to increased open defecation, which further deteriorates the hygiene and sanitation in Bidi Bidi.



Access to quality education is limited for both refugees and the surrounding host community. Schools are few with insufficient classrooms and insufficient teachers leading to low teacher per student ratios. This was reported to severely inhibit the students' learning environment. This is further deteriorated by the lack of school materials and lack of training for teachers. Moreover, the absence of vocational training institutions limits the opportunities available for students unable to access secondary school or those unable to access tertiary education. This significantly reduces their chances to access livelihoods opportunities in the future.



Refugees were provided with non-food items (NFIs), such as saucepans, solar lamps, mattresses and jerry cans, upon arrival to the settlement. These have, however not been re-distributed since the refugees' arrival, which therefore means they are for the most part worn out or broken. This forces refugees to share with their neighbors and take it in turns to cook. The lack of access to functional NFIs reduces the living standards of refugees.



Both refugees and nationals face important challenges in accessing livelihoods opportunities. Refugees, in particular, struggle to access land for agricultural activities. The land provided to them upon arrival is insufficient to cultivate crops and the cost of hiring land is expensive. Moreover, those that do have access to land struggle to harvest their crops as the land is infertile and they have not received improved seeds adapted to the harsh climate conditions. Nationals highlighted they also struggle to access livelihoods training opportunities preventing them from acquiring the skills needed for employment.



Child protection was reported as a significant gap in Bidi Bidi settlement. Refugees highlighted child-headed households are not provided with the appropriate services they need. Moreover, children, particularly young girls, are often sent to collect firewood for their families far from the settlement, which has led to cases of rape and sexual and gender based violence (SGBV). Additionally, theft was reported to be an issue in the settlement where food items are often stolen at night.

Strengths & Opportunities



There is an existing cooperation effort between the Office of the Prime Minister (OPM), the UNHCR and the district local government. This has led to a strengthened response to the needs of refugees as a result of the increased coordination efforts. The UNHCR and OPM co-chair monthly coordination meetings as well as working groups, which has played an essential role in the improvement of information sharing and resulted in better informed programs implemented by partners operating in the settlement.



Relations between the host community and refugees are good due to the shared historical ties. Refugees and nationals are occasionally brought together for dialogues on pressing issues informing the response, which has also improved the delivery of services.

* Refugee statistics source: Refugee Information Management System (RIMS) - Office of the Prime Minister

1. Demographic data used is valid as of June 2018

2. Indicator standards to measure gaps were determined by global humanitarian standards, Ugandan national standards, or sector experts for each settlement. Data was from collected from 7 June to 29 June, 2018.

3. The gaps and challenges were collected through Focus Group Discussions with both refugees and host communities separately undertaken on 5-6 March 2018 with the host community and on 10 and 12 June 2018 with the refugees.

Partner organizations

AAR Japan, ACF, ACORD, AIRD, ARC, Caritas, CUAMM, CRS, DCA, DRC, FCA, GA, IRC, MSF, NRC, Oxfam, Peace Winds Japan, PLAN, RMF, SCI, SE, SP, TPO, UNFPA, UNHCR, WHH, WMU, WIU, WVI, Yumbe District Local Government





Protection



No new arrivals reported in the past three months have been biometrically registered in the RIMS

0 refugees are yet to be registered in the RIMS




286,859 total refugees are registered in the RIMS

9 partners: ARC, Caritas, FCA, IRC, Oxfam, Peace Winds, SCI, TPO, WVI

Sexual and gender-based violence (SGBV)

100% of SGBV survivors receiving multi-sectoral support in the past three months

0% of SGBV survivors not receiving multi-sectoral support in the past three months



43,113 reproductive-age women provided with dignity kits or sanitary materials

15,706 reproductive-age women not provided with dignity kits or sanitary materials

Psychosocial

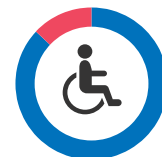
57 psychosocial awareness activities conducted in the past three months

9,670 refugees receiving psychosocial support

0 children registered to access psychosocial support



Persons with specific needs (PSNs)

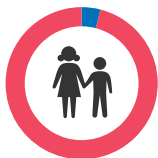


13,028 PSNs have received services for their specific needs

1,972 PSNs need to receive services for their specific needs

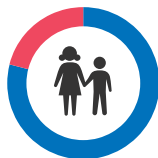
Child protection

96% of child PSNs need to be provided with individual case management



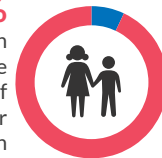
4% of child PSNs have been provided with individual case management

21% of unaccompanied or separated children have not been provided with interim or long term care



79% of unaccompanied or separated children have been provided with interim or long term care

93% of cases in the past three months of child abuse or exploitation have not received age and gender services



7% of cases in the past three months of child abuse or exploitation received age and gender services

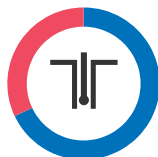
Water, sanitation and hygiene

6 additional litres per person per day (l/p/d) of water needed
14 average l/p/d provided



12% of water needs met through water trucking

13 additional motorized boreholes needed



27 motorized boreholes operational

0 additional hand-pumps needed



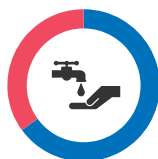
133 hand-pumps operational

0 kilograms of soap distributed in 2017



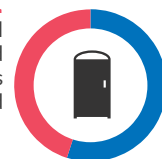
286,859 refugees provided with soap
0 refugees still needing soap

203 additional hygiene promoters or village health teams needed



371 active hygiene promoters or village health teams (VHTs)

24,102 additional household latrines needed



29,818 household latrines completed

11 partners: ACF, ACORD, Caritas, CRS, DRC, NRC, Oxfam, PLAN, Peace Winds Japan, WHH, WMU

Education



Refugees attend:
38 pre-primary schools
38 primary schools
5 secondary schools
27 adult learning programmes (ALPs)

82,947 refugees are attending school in or around the settlement, with gross enrolment rates:

Gross enrolment rates

43,640 refugees aged 3-5

16,604¹ refugees enrolled

Pre-primary

667 additional teachers needed for number of students enrolled
280 teachers

97,376 refugees aged 6-13

56,144² refugees enrolled

Primary

33,035 refugees aged 14-17

6,410³ refugees enrolled

Secondary

3,789 refugees enrolled

ALPs

157 teachers

7 partners: AAR Japan, FCA, NRC, PLAN, Peace Winds Japan, SCI, WIU

1. The gap of pre-primary enrolment could not be calculated here as children above the age of 5 are also enrolled in pre-primary education.
2. The gap of primary enrolment could not be calculated here as children above the age of 13 are also enrolled in primary education.
3. The gap of secondary enrolment could not be calculated here as children above the age of 17 are also enrolled in secondary education.



Food assistance

1 partner: wvi



4,605
metric tonnes of food were distributed during the latest distribution in the settlement

4,387
eligible refugees have not received 100% in-kind or Cash Based Intervention (CBI) food assistance in the latest distribution



283,154
eligible refugees have received 100% in-kind or CBI food assistance in the latest distribution



0
cash for food was distributed during the latest distribution for the settlement

Livelihoods and environment

11 partners: ACF, Caritas, CRS, DCA, DRC, FCA, Oxfam, SE, SP, TPO, WHH

46,710
households still need to receive improved cooking stoves and efficient energy for cooking



20,170
households have received improved cooking stoves and efficient energy for cooking

37,049
cases of livelihoods support through:

4,878
Cash/ vouchers for livelihood provisioning

8,836
Villages savings and loan associations

0
Savings and cooperative societies

22,780
Production kits or inputs for agricultural activities

555
Productive assets or cash grants to start or improve a business



3,603
refugees have access to self-employment or facilitated businesses

31,743
refugees and host community members trained on agricultural practices



1,308
refugees received vocational training in the past three months



209,000
trees planted

Health and nutrition

5 partners: ACF, CUAMM, GA, MSF, RMF

0%
of refugees with HIV are not receiving ART⁴




3%
of refugees under the age of 18 with HIV are not receiving ART



97%
of refugees under the age of 18 with HIV are receiving ART

107
women delivered without skilled healthcare staff in the past three months



1,228
women delivered with skilled healthcare staff in the past three months

Vaccinations recorded:

1,576
Measles

6,626
Polio

(Children aged 15 and under) (Children aged 5 and under)

From the last FSNA:⁵

12%
Children suffering from global acute malnutrition

57%
Children suffering from anemia

28%
Non-pregnant women suffering from anemia

0%
of children identified with severe acute malnutrition in the past three months have not been admitted into treatment



100%
of children identified with severe acute malnutrition in the past three months were admitted into treatment

Number of cases identified in the past three months:

44,916
Malaria

4,365
Acute watery diarrhoea or cholera

Shelter, site, and non-food items (NFIs)

5 partners: ARC, CRS, DCA, NRC, Peace Winds Japan



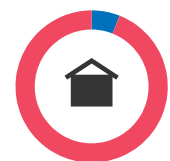
No⁶
arrivals in the past three months provided with household NFI kits

NFI

No
households in total have been provided with NFI kits



No⁶
arrivals in the past three months received shelter materials and toolkits/cash



932
PSN shelters have been constructed
14,068
additional PSN shelters needed

4. Antiretroviral Therapy (ART)

5. Food Security and Nutrition Assessment (FSNA), October 2017, UNHCR

6. Bidi Bidi has not received any new arrivals.