



Tanzania Refugee Population Update

as of 31 October 2018



Key Figures

330,755*
Population of Concern

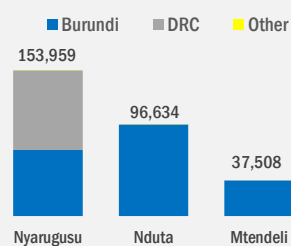
87.1%
288,101
Living in camps

5.6%
19,337
Living in settlements

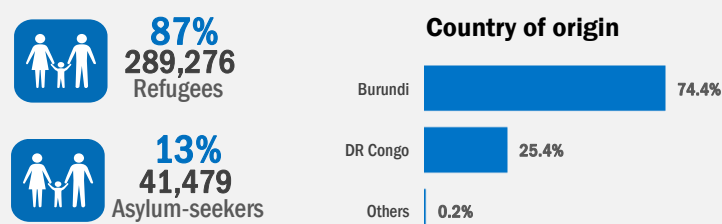
7.0%
23,047
Living in villages

0.1%
270
Living in urban area

Camp-based population by country of origin



Country of origin



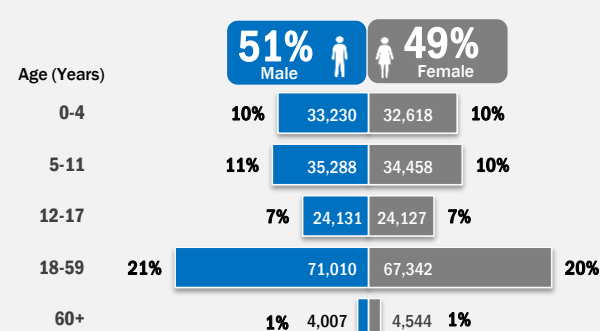
* Population of concern to UNHCR does not include the 162,156 former Burundian refugees (1972) granted citizenship by the Government of Tanzania.

Age and Gender

77%
Women & children

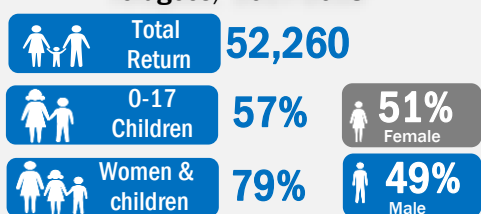
56%
Children (0-17)

3%
Elderly (60+)



Durable Solutions

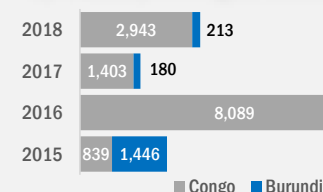
Voluntary return of Burundian refugees, 2017-2018



Local integration

162,156 former Burundian refugees (1972) granted citizenship by the Government of Tanzania in 2014.

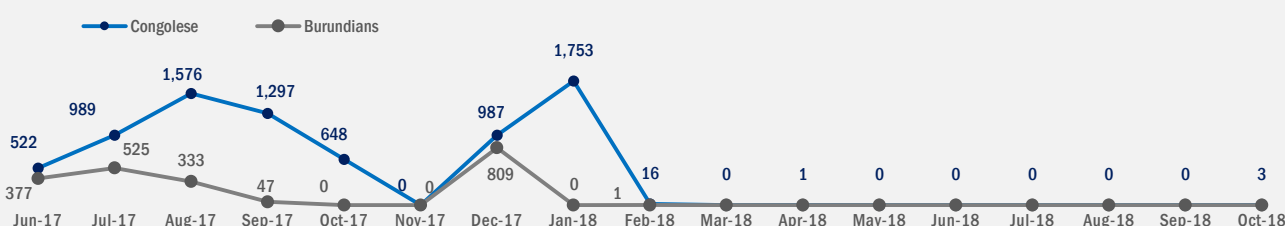
Resettlement departures by country of origin, 2015-2018*



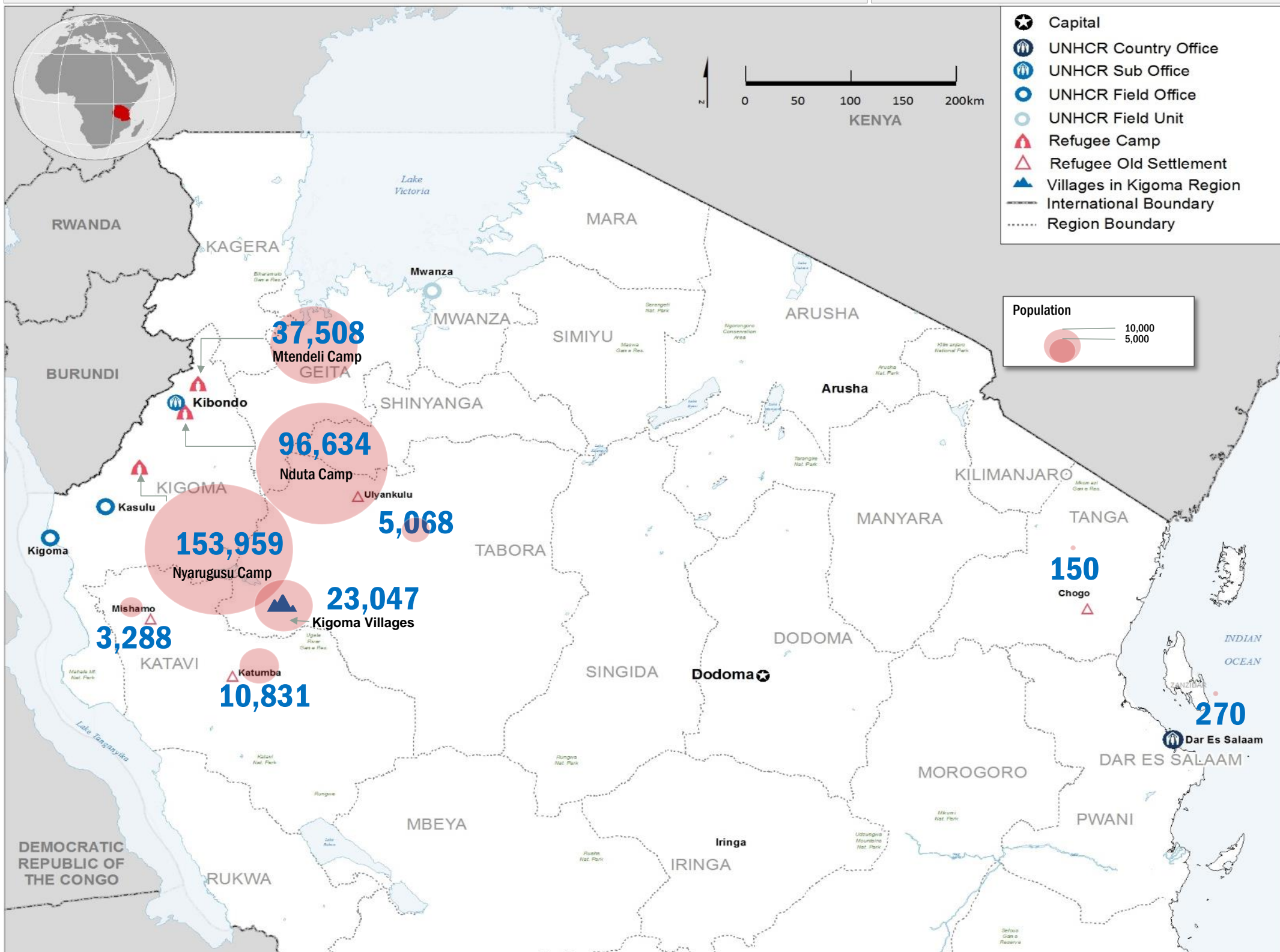
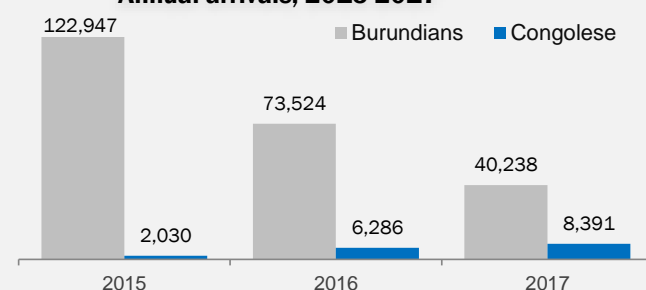
*Not included are 8 Rwandan refugees resettled in 2015 and 2016.

Arrival Trends

Monthly new arrivals, June 2017- October 2018



Annual arrivals, 2015-2017



The boundaries and names shown and the designations used on this map do not imply official endorsement or acceptance by the United Nations. Sources: Boundaries: UNCS; Background: USGS; Data: Government of Tanzania, UNHCR.

For more information, please contact: tankim@unhcr.org or visit: <https://data2.unhcr.org/en/situations/burundi/location>