


Regional overview of the Burundian refugee population

2018 BURUNDI REGIONAL RRP

as of 31 December 2018



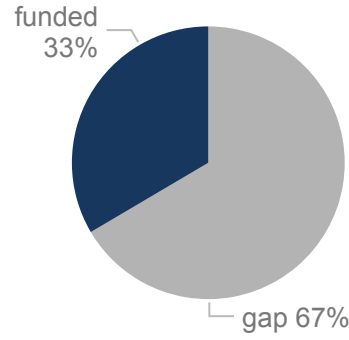
KEY FIGURES



347,155
BURUNDIAN REFUGEES

The above total reflects the refugee population covered by the Burundi Regional Refugee Response Plan and includes Burundian refugees who fled since April 2015, as well as some 37,000 Burundian refugees who sought asylum in the region prior to April 2015. In addition to the population above, there are some 13,000 Burundian refugees and asylum seekers in Kenya, 8,700 in Mozambique, 7,700 in Malawi, 8,900 in South Africa and 4,900 in Zambia who are assisted within the respective country-level programmes. A further 42,000 Burundian refugees, who have lived for decades in Tanzania, no longer receive assistance and are not included in these figures.

2018 REGIONAL RRRP FUNDING

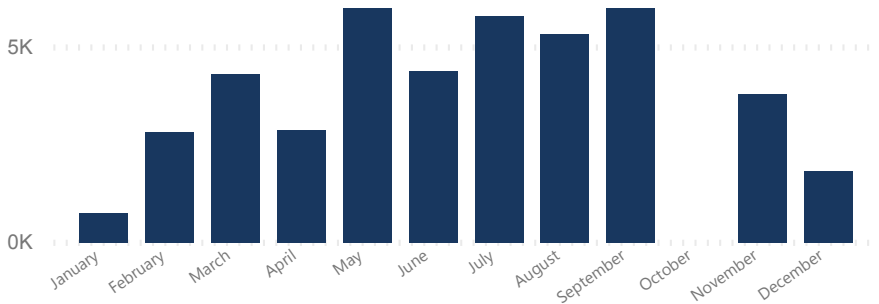


USD 391.2 M
REQUESTED

USD 131.0 M
RECEIVED

BY **27 RRP PARTNERS** IN 2018
FOR THE BURUNDI SITUATION
(as of 15 January 2019)

ASSISTED RETURNS BY MONTH

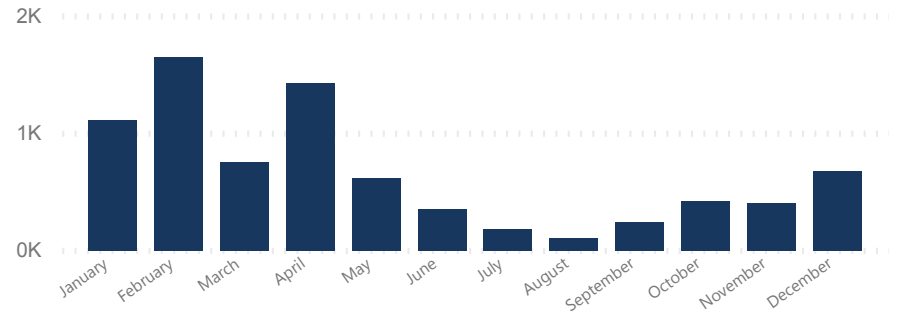


2018 returns (1 Jan - 31 Dec): 44,771

Assisted Burundian refugee returns from Tanzania to Burundi



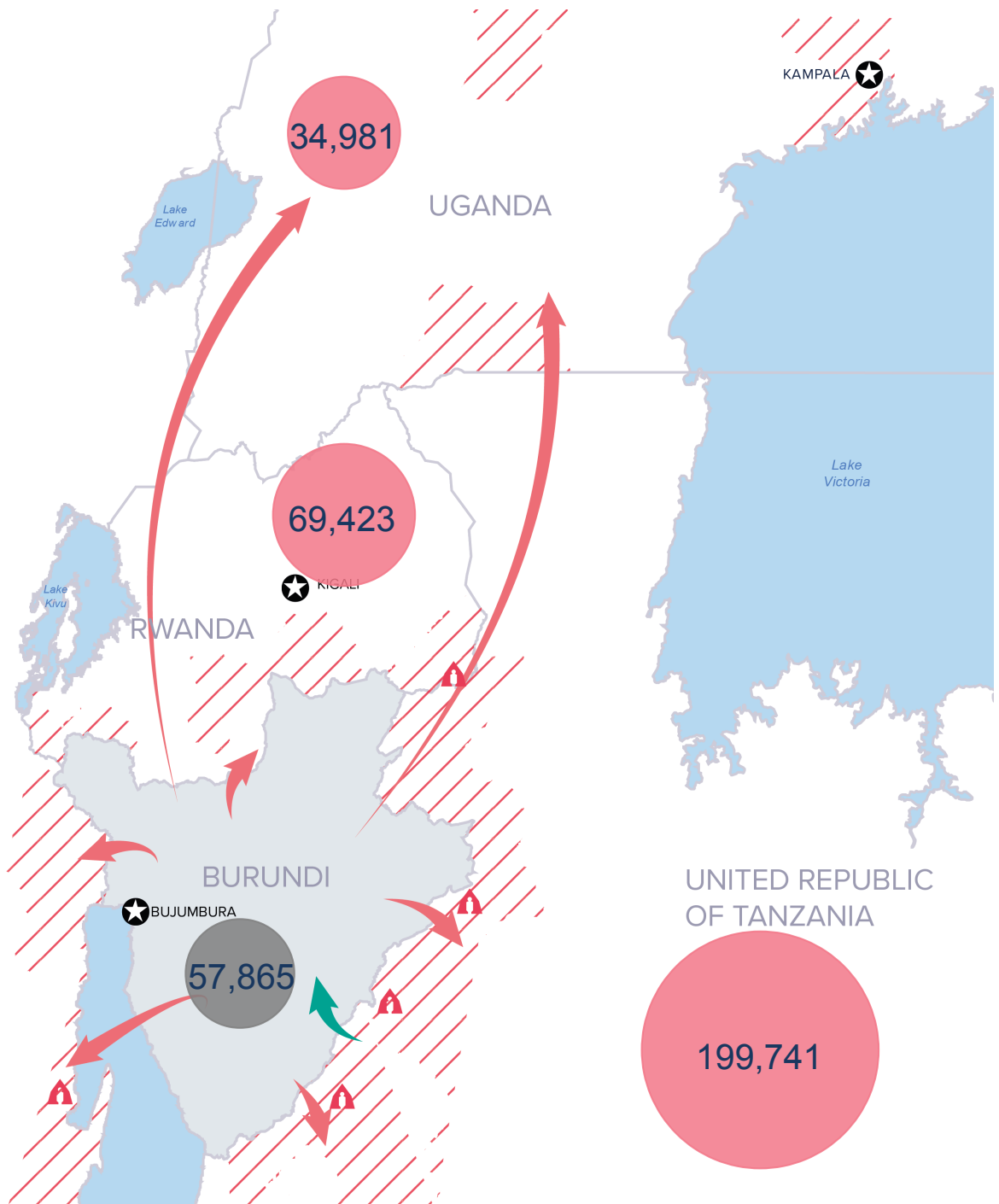
NEW ARRIVALS BY MONTH



2018 arrivals (1 Jan - 31 Dec): 7,959

Based on field reports, UNHCR and Government registration

DEMOCRATIC
REPUBLIC
OF THE CONGO



- Burundian refugees
- Assisted Burundian refugee returnees (2017 +2018)
- ▲ Refugee camp
- Refugee crossing
- Refugee locations
- Assisted returns in 2018

The boundaries and names shown and the designations used on this map do not imply official endorsement or acceptance by the United Nations

Date: 31 December 2018 | Source: UNHCR, Government Feedback: minuto@unhcr.org