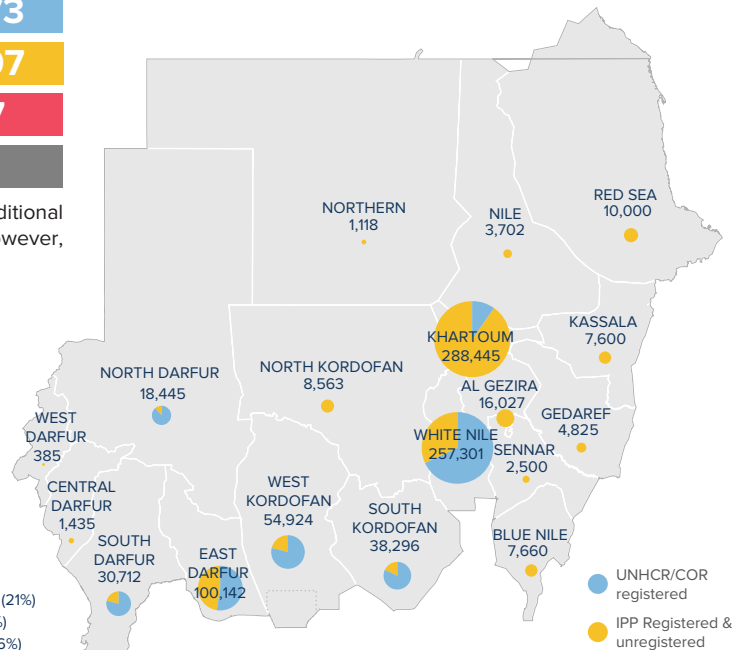


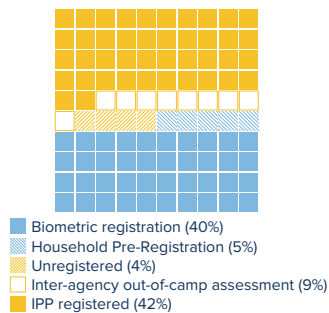
* Total number of refugees is the sum of the figures in 1 and 2 above. Additional sources estimate a total of 1.3 million South Sudanese refugees in Sudan; however, this data requires verification.

POPULATION BY STATE

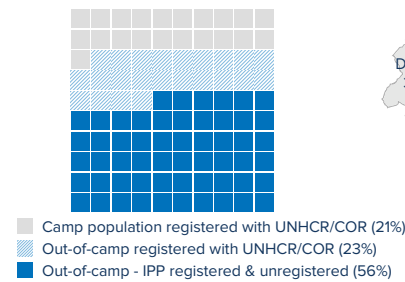


The boundaries and names shown and the designations used on this map do not imply official endorsement or acceptance by the United Nations.

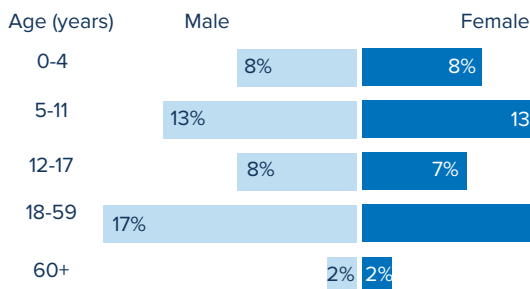
BY DATA SOURCE



POPULATION DISTRIBUTION

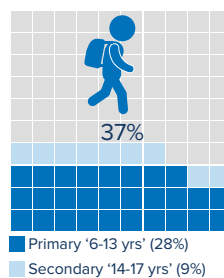


AGE-GENDER BREAKDOWN **

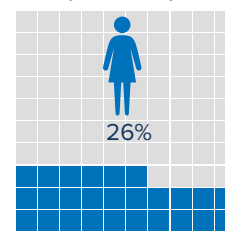


**Demographic distribution statistics are based on biometrically registered individuals only

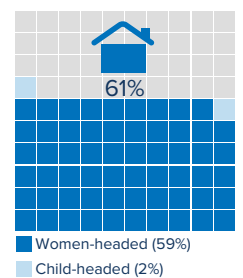
SCHOOL-AGED CHILDREN (6-17 YRS) **



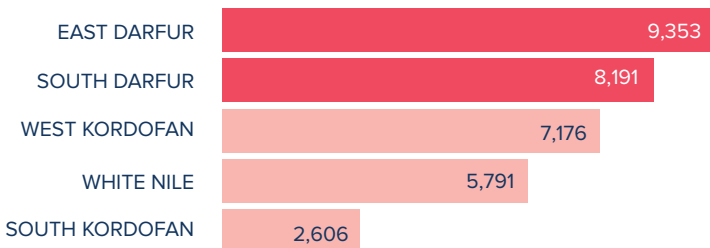
REPRODUCTIVE-AGED WOMEN/GIRLS (13-49 YRS)**



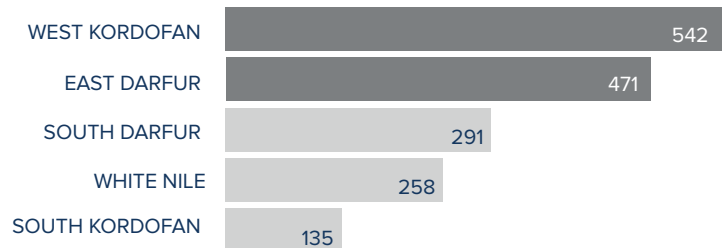
HOUSEHOLD DISTRIBUTION**



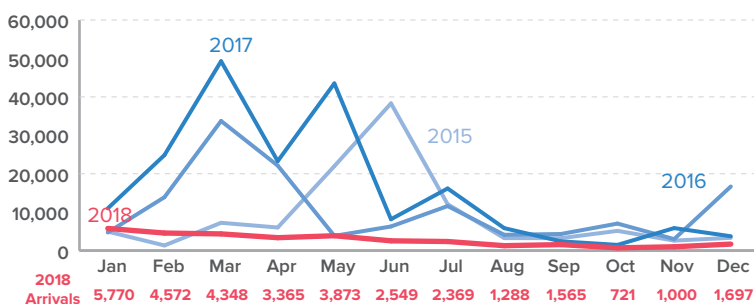
2018 ARRIVALS BY STATE



Dec 2018 ARRIVALS BY STATE



MONTHLY ARRIVAL TRENDS (2015-2018)



¹This figure includes the following:

- i) **343,028** South Sudanese refugees who were biometrically registered in the UNHCR and COR registration database (proGres).
- ii) **41,445** South Sudanese refugees from household level pre-registration exercise by UNHCR & COR.

²This figure includes the following:

- a) **30,635** individuals from the post-December 2013 arrival population who were identified as unregistered and being targeted by UNHCR & COR in the areas of ongoing registration exercise.
- b) **81,538** out of camp refugees in White Nile state who are not yet registered by IPP or UNHCR/COR based on an inter-agency assessment.
- c) **355,434** individuals based on the statistics from finalized registration processes conducted by the Immigration and Passport Police (IPP) covering Darfur states, Kordofan states, Al Gezira, Blue Nile, Gedaref, KASSALA, Khartoum, Nile, North Darfur, Northern, Red Sea and Sennar states.