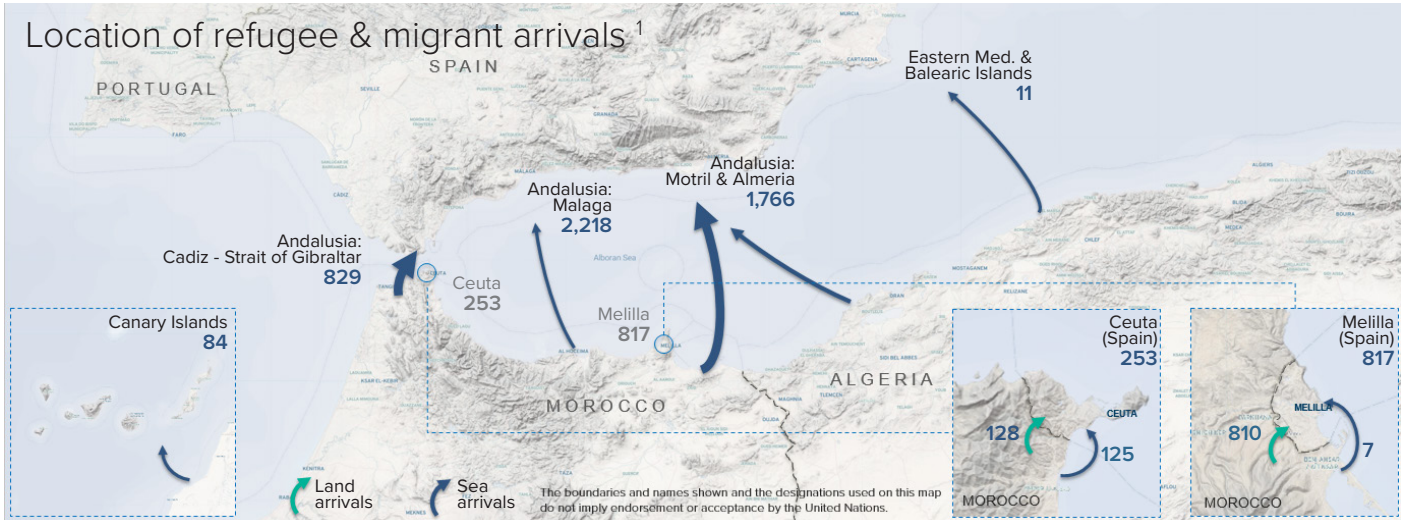


# SPAIN SEA AND LAND ARRIVALS

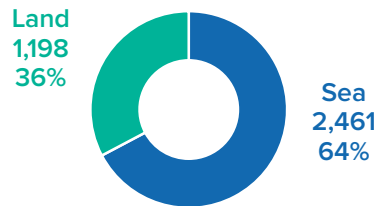
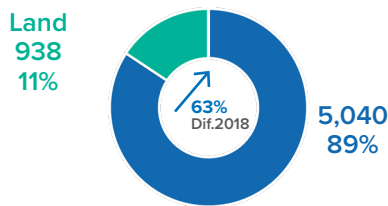
1 Jan- 28 Feb 2019



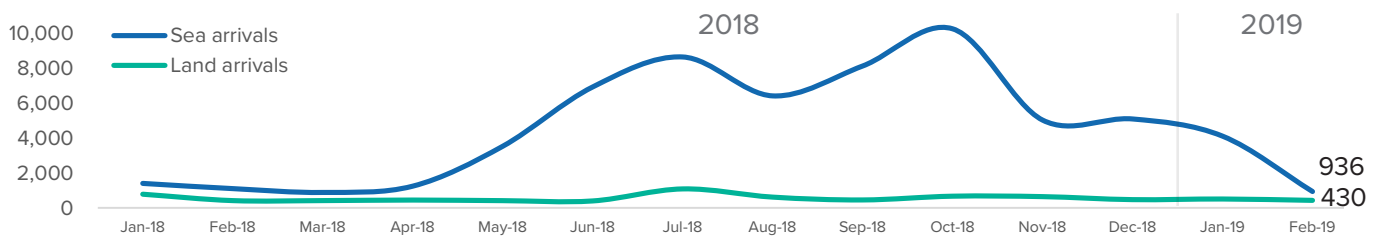
**5,978** Jan-Feb 2019

**3,659** Jan-Feb 2018

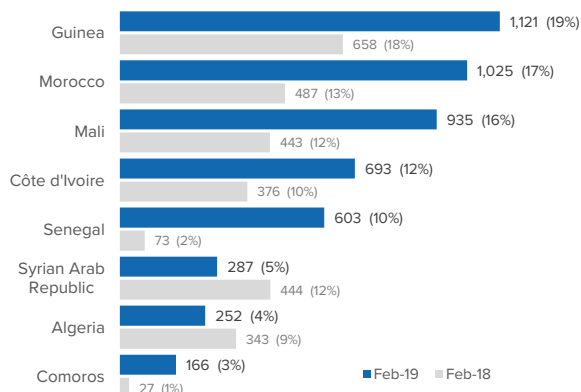
**Dead and Missing**



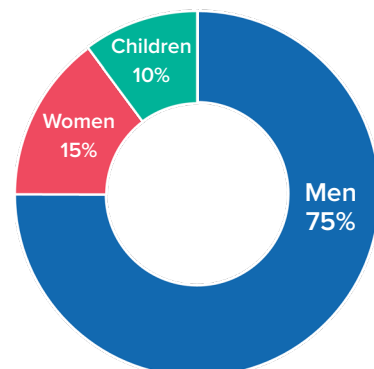
## Arrivals trend by month



## Most common nationalities of arrivals, Jan-Feb 2019



## Demography of arrivals, Jan-Feb 2019



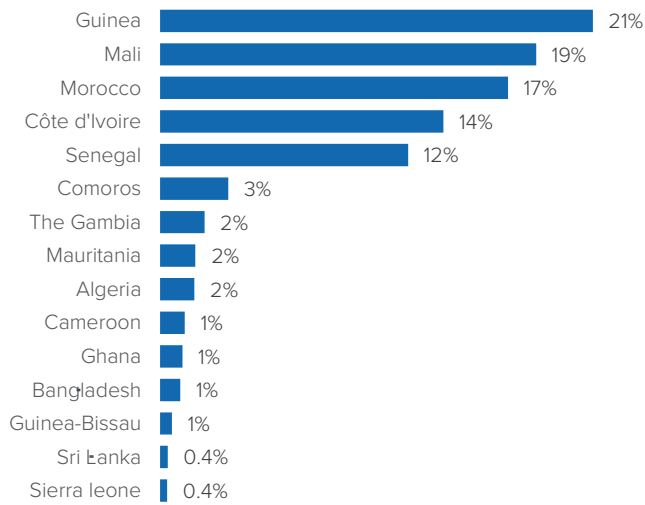
The charts in this document are based on figures from the Ministry of Interior and UNHCR estimates. All figures are provisional and subject to change. Source: [data2.unhcr.org/en/situations/mediterranean](https://data2.unhcr.org/en/situations/mediterranean)

<sup>1</sup> Proportion of arrivals via the Strait of Gibraltar, Malaga, Motril and Almeria in Andalusia is based on UNHCR estimates.

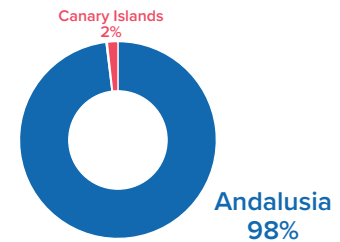
**ARRIVALS to Andalusia, Eastern Med.<sup>2</sup> & Canary Islands: 4,908** Jan-Feb 2019

 ↑ **114%**  
 Dif. 2018

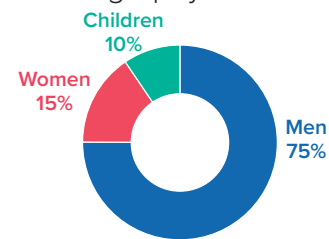
## Most common nationalities



## Arrivals by region

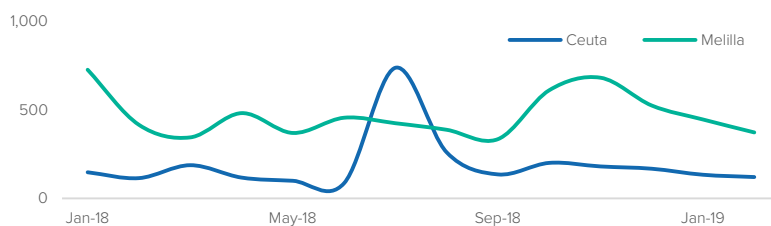


## Demography of arrivals

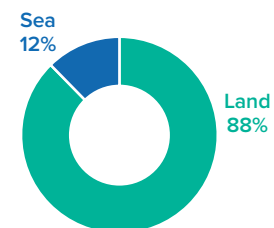

**ARRIVALS to Ceuta & Melilla<sup>3</sup>: 1,070** Jan-Feb 2019

 ↓ **21%**  
 Dif. 2018

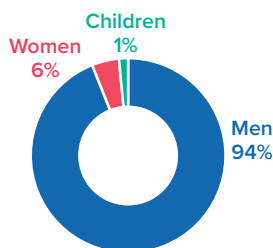
## Arrivals trend by month



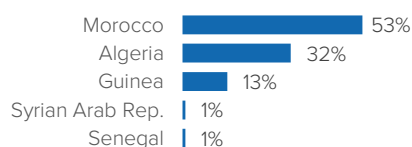
## Type of arrivals


**Ceuta: 253**

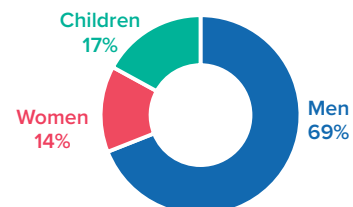
## Demography of arrivals



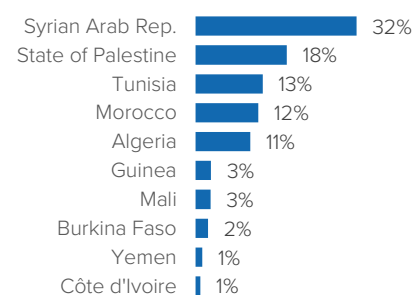
## Most common nationalities


**Melilla: 817**

## Demography of arrivals



## Most common nationalities


 Source: [data2.unhcr.org/en/situations/mediterranean](https://data2.unhcr.org/en/situations/mediterranean)
<sup>2</sup> Eastern Med. includes Catalonia, Valencian Community, Murcia and Balearic Islands.

<sup>3</sup> Ceuta & Melilla sea and land arrivals.