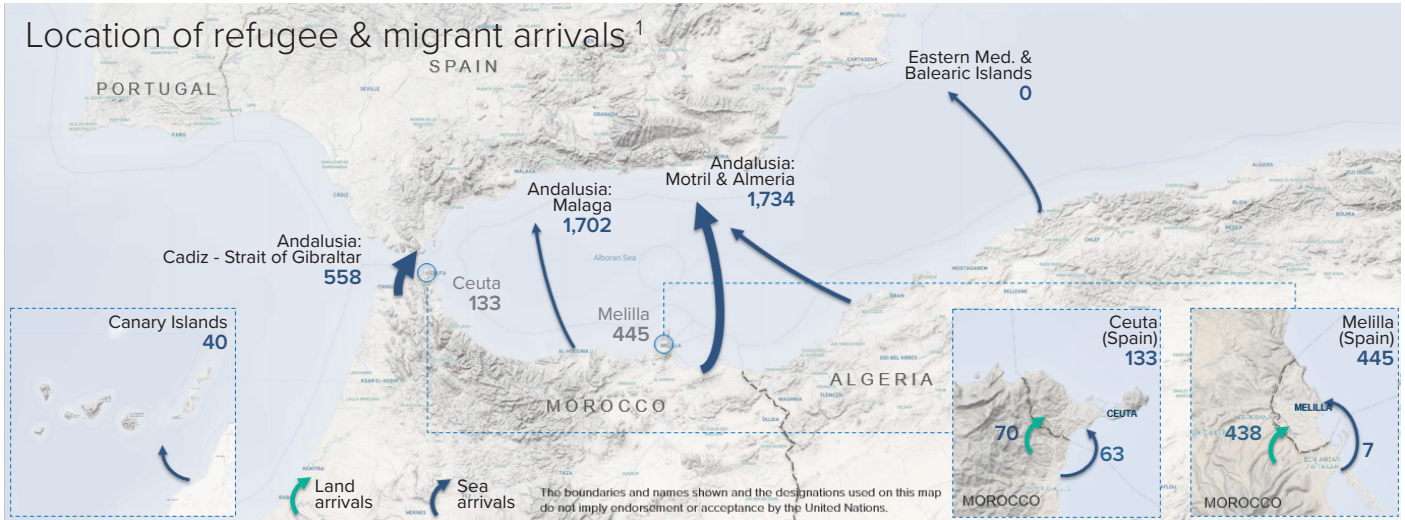


SPAIN SEA AND LAND ARRIVALS

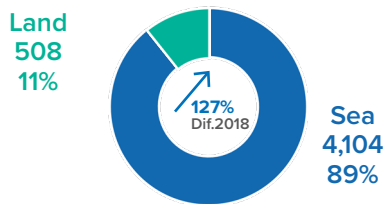
1 - 31 January 2019



4,612 Jan 2019

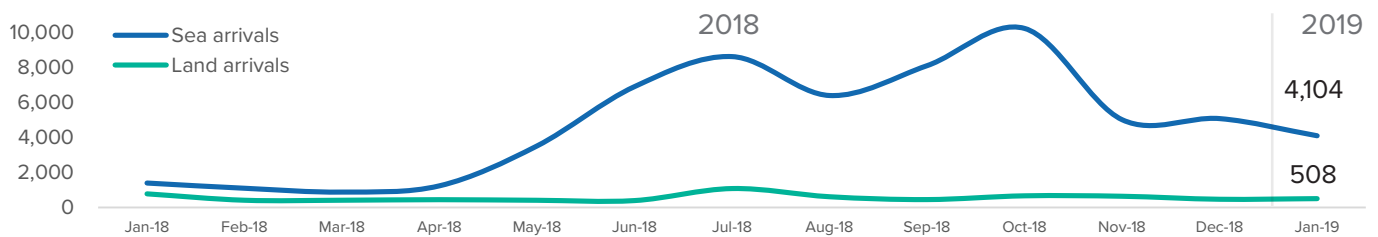
2,182 Jan 2018

Dead and Missing

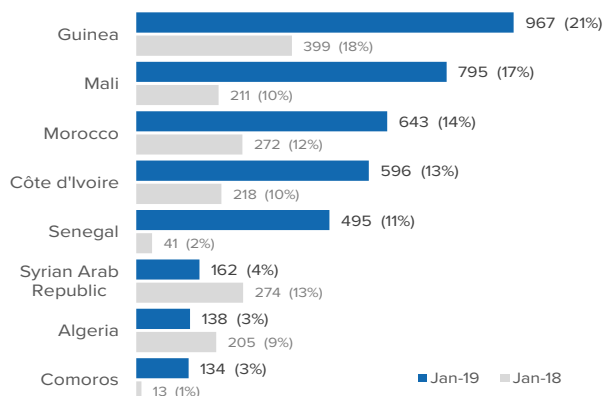


63 Jan 2019
37 Jan 2018
70%

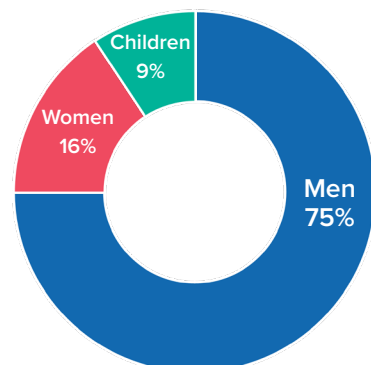
Arrivals trend by month



Most common nationalities of arrivals, Jan 2019



Demography of arrivals, Jan 2019

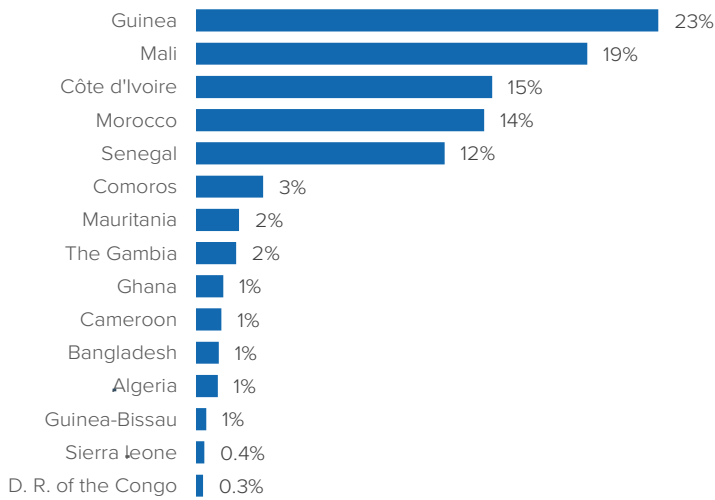


The charts in this document are based on figures from the Ministry of Interior and UNHCR estimates. All figures are provisional and subject to change. Source: data2.unhcr.org/en/situations/mediterranean

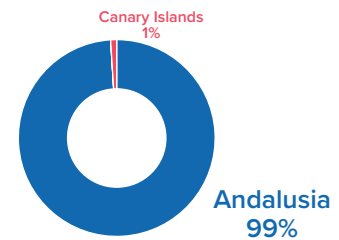
¹ Proportion of arrivals via the Strait of Gibraltar, Malaga, Motril and Almeria in Andalusia is based on UNHCR estimates.

ARRIVALS to Andalusia, Eastern Med.² & Canary Islands: 4,034 Jan 2019
↑ 208%
 Dif. 2018

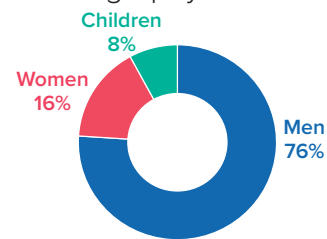
Most common nationalities



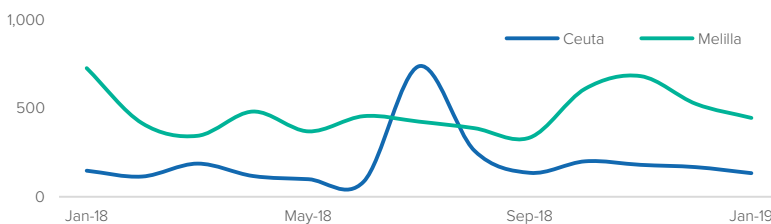
Arrivals by region



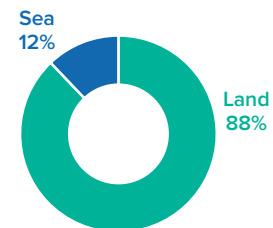
Demography of arrivals


ARRIVALS to Ceuta & Melilla³: 578 Jan 2018
↓ 31%
 Dif. 2018

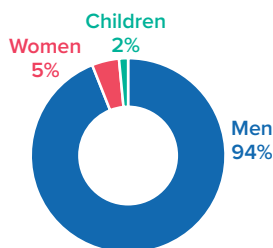
Arrivals trend by month



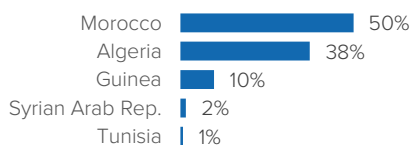
Type of arrivals


Ceuta: 133

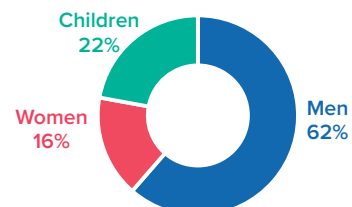
Demography of arrivals



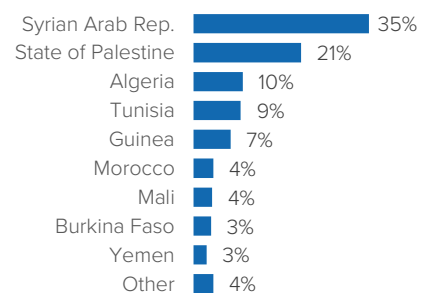
Most common nationalities


Melilla: 445

Demography of arrivals



Most common nationalities


 Source: data2.unhcr.org/en/situations/mediterranean
² Eastern Med. includes Catalonia, Valencian Community, Murcia and Balearic Islands.

³ Ceuta & Melilla sea and land arrivals.