

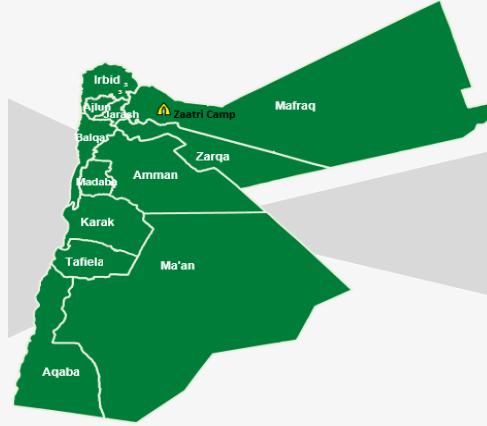
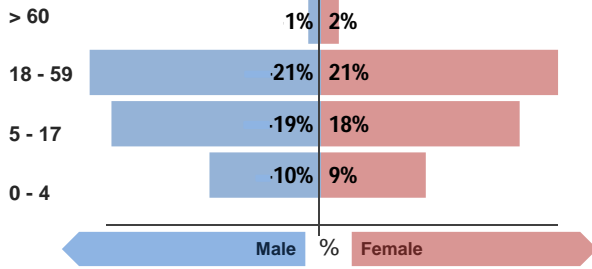


Refugee population

Total refugee population:

78,549

Demographic breakdown:



Key facts

Camp opened:  
July 2012

Indicators at a glance

1 Health utilisation rate	7.5	X
2 Number of consultations per clinician per day	41	✓
3 Hospitalisation rate (/1000/month)	3.7	
4 % deliveries attended by skilled personnel	99.8%	✓
5 Crude Mortality Rate (CMR) (/1000/month)	0.2	✓
6 Under-five Mortality Rate (U5MR) (/1000/month)	0.3	✓
7 Neonatal Mortality Rate (NNMR) (/1000 livebirths)	9.4	✓

Notes

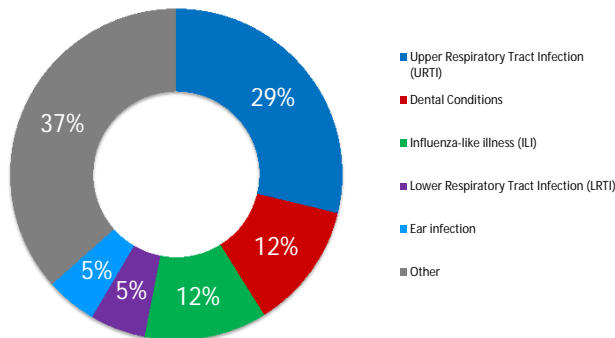
This public health profile for Za'atri refugee camp is compiled from health facility data from the following partners:

- IMC Clinic
- Nida' Al Khair Clinic
- Moroccan Field Hospital
- Saudi Clinic
- IRC Clinic
- JHAS Clinic
- AMR Clinic 1 (Comprehensive Charitable Medical Center)
- AMR Clinic 2 (Maternity and Childhood center)

Data is collected using standardised Health Information System (HIS) data collection and reporting tools and aims to be as accurate as possible.

Morbidity

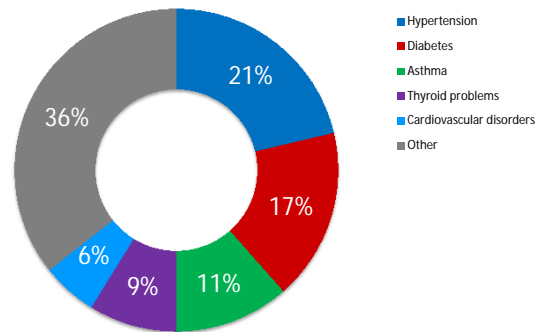
Acute health conditions (%)



Top 5 acute health conditions

Rank	Condition	% morbidity	# of cases
1	Upper Respiratory Tract Infection (URTI)	29%	85,478
2	Dental Conditions	12%	36,729
3	Influenza-like illness (ILI)	12%	35,492
4	Lower Respiratory Tract Infection (LRTI)	5%	16,100
5	Ear infection	5%	14,772
-	Other	37%	108,607

Chronic health conditions (%)



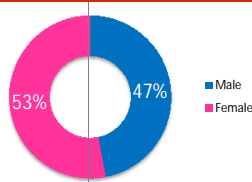
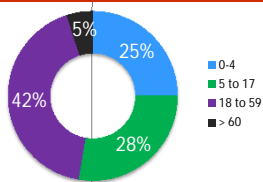
Top 5 chronic health conditions

Rank	Condition	% morbidity	# of cases
1	Hypertension	21%	19,750
2	Diabetes	17%	15,981
3	Asthma	11%	10,628
4	Thyroid problems	9%	8,220
5	Cardiovascular disorders	6%	5,138
-	Other	36%	33,080

Breakdown of acute health conditions

by age

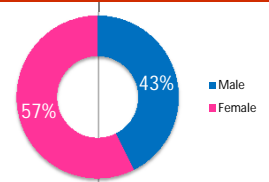
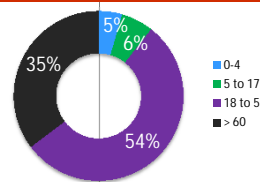
by gender



Breakdown of chronic health conditions

by age

by gender



UNHCR gratefully acknowledges the support of the following partners:



## Public Health

Health Impact	Indicator	Standard	
Crude Mortality Rate (CMR) (/1000/month)	0.2	< 0.51	✓
Under-five Mortality Rate (U5MR) (/1000/month)	0.3	< 1.5	✓
Neonatal Mortality Rate (NNMR) (/1000 livebirths)	9.4	< 14.9	✓

Access and utilization			
No. of health facilities	1 : 9241	1 : < 10,000	✓
Total number of consultations	587,124		
Health utilisation rate	7.5	1 - 4	✗
No. of consultations per trained clinician per day	41	< 50	✓

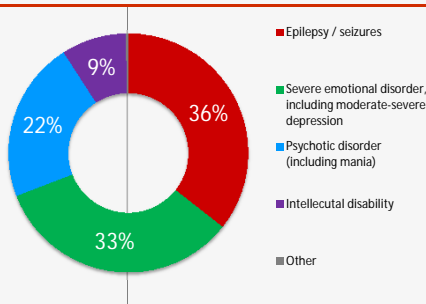
Outbreak Alert and Response		
Indicator	Standard	
Number of outbreaks reported	0	
% of outbreaks investigated within 48 hours	100%	

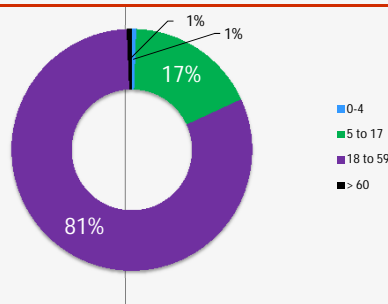
Laboratory		
Indicator	Standard	
Number of laboratory samples	121,029	

## Breakdown of mental health conditions

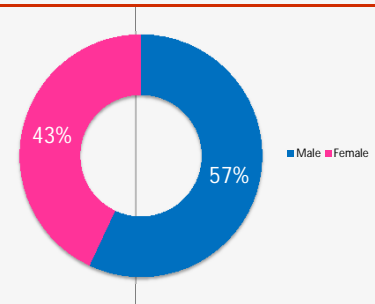
By cause



By age

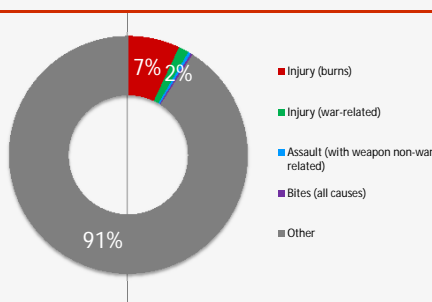


By gender

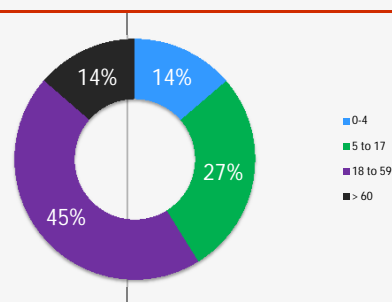


## Breakdown of injuries

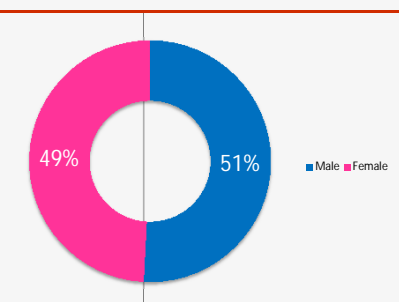
By cause



By age



By gender



## In-patient and referral

In-patient department	Indicator	Standard	
Hospitalisation rate (/1000/year)	44.3	50 - 150	✗
Bed occupancy rate	31%	> 75%	✗
Mean length of stay for authorised discharges (days)	1.3		

Overall case fatality rate		
Indicator	Standard	
Overall case fatality rate	0%	
Proportion of deaths within 24 hours of admission	100%	

## Reproductive Health

Antenatal care			
Indicator	Standard		
Coverage of antenatal care (4 or more visits)	84%	≥ 90%	✗
Coverage of TT vaccination	79%	≥ 90%	✗
Coverage of anaemia screening in pregnancy	91%	≥ 90%	✓

Delivery care			
Indicator	Standard		
Proportion of deliveries attended by skilled personnel	99.8%	≥ 90%	✓
Proportion of deliveries performed by caesarean section	36%	5 - 15%	✗
Proportion of low birth weight deliveries (<2500g)	1%	< 15%	✓

Maternal mortality			
Indicator	Standard		
Number of maternal deaths reported	1		
% of maternal deaths investigated	100%	100%	

Postnatal care			
Indicator	Standard		
Coverage of postnatal care	75%	≥ 90%	✗

Sexual and Gender-based Violence			
Indicator	Standard		
Incidence of rape (reported cases/10,000/year)*	0.9		✗
% of rape survivors who received PEP** < 72 hours	100%	100%	✓
% of rape survivors who received ECP*** < 120 hours	100%	100%	✓
% of rape survivors who received STI**** prophylaxis < 2 wks	100%	100%	✓

\*Only includes rapes reported at health facilities \*\*Post-exposure prophylaxis \*\*\*Emergency contraceptive pill \*\*\*\*Sexually transmitted infection



View interactive maps and statistics online  
<http://twine.unhcr.org>

### Legend:

- ✓ Standard met
- ⚠ Standard borderline
- ✗ Standard not met
- 📄 Interpret data with care
- ❓ Data missing

