

Total Active Registered Syrians **666,627**



Urban

542,998

81.5%



Camps

123,629

18.5%

Standard Age and Gender

Age	0-4	5-11	12-17	18-35	36-59	60+	Total	%
Female	48,705	69,585	44,714	97,180	59,096	15,083	334,363	50.2%
Male	51,739	73,306	46,871	96,403	53,217	10,724	332,260	49.8%
Other	3	0	0	0	0	1	4	0.0%
Total	100,447	142,891	91,585	193,583	112,313	25,808	666,627	100%
	15.1%	21.4%	13.7%	29.0%	16.8%	3.9%		

Place of Origin

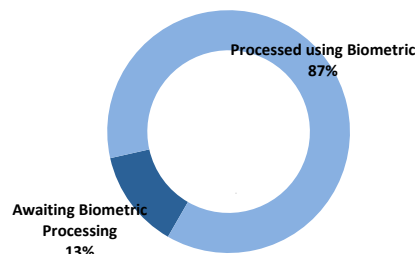
Dar'a	270,645	40.6%
Homs	106,360	16.0%
Rural Damascus	76,514	11.5%
Aleppo	73,786	11.1%
Damascus	47,886	7.2%
Hama	36,720	5.5%
Ar-raqqa	18,196	2.7%
Idleb	11,931	1.8%
Deir-ez-zor	7,412	1.1%
Al-hasakeh	5,571	0.8%
Quneitra	2,825	0.4%
As-sweida	1,672	0.3%
Lattakia	1,378	0.2%
Tartous	376	0.1%
Other	5,355	0.8%

Specific Needs

Serious medical condition	55,997	8.4%
Specific legal and physical protection needs	32,589	4.9%
Child at risk	31,082	4.7%
Disability	22,727	3.4%
Single parent	18,958	2.8%
Woman at risk	14,311	2.1%
Older person at risk	6,136	0.9%
Unaccompanied or separated child	2,553	0.4%
Total	184,353	27.7%

* An individual can have more than one specific need

Biometric Statistics (IRIS)



Registration Trend

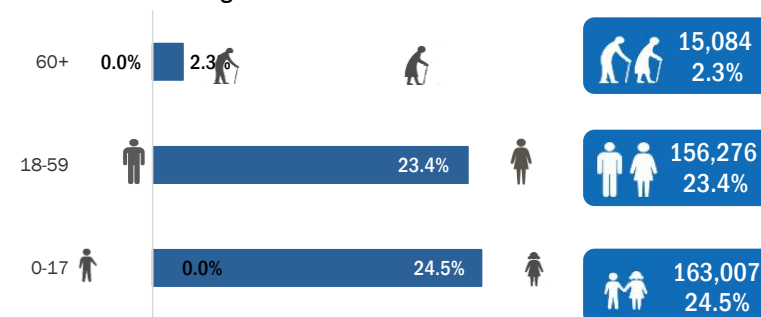
2011	2,361	0.2%
2012	130,211	12.1%
2013	667,480	62.2%
2014	121,368	11.3%
2015	41,029	3.8%
2016	53,624	5.0%
2017	28,682	2.7%
2018	27,564	2.6%
2019	1,825	0.2%

Arrivals

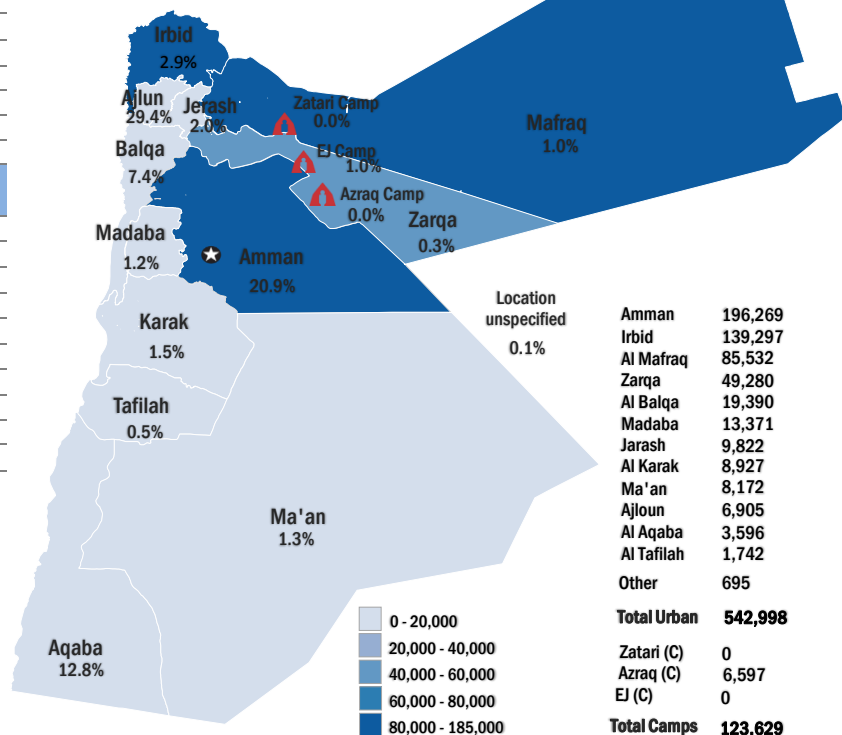
Pre-2011	10,813	1.6%
2011	21,973	3.3%
2012	157,476	23.6%
2013	264,380	39.7%
2014	62,389	9.4%
2015	14,449	2.2%
2016	24,986	3.7%
2017	2,864	0.4%
2018	2,158	0.3%
2019	260	0.0%

* The new arrivals excludes newborn babies who will be represented under the

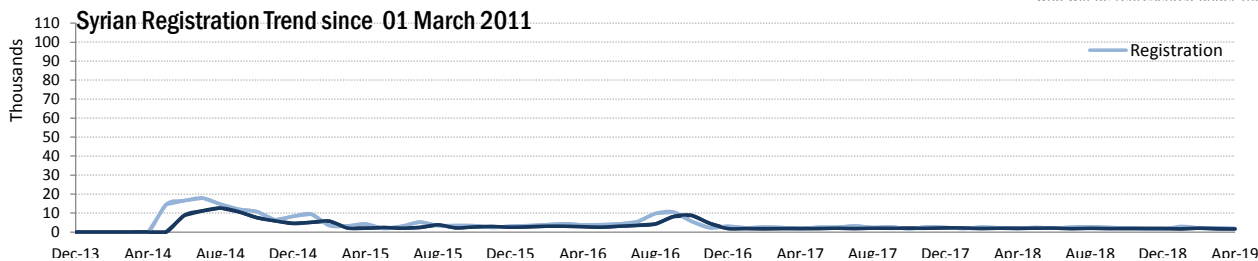
Age-Gender Breakdown



UNHCR Registered Syrians



* Coloured map only reflects refugees living outside camps.



Interagency Portal: <http://data.unhcr.org/Syrianrefugees>

UNHCR on the web: <http://www.unhcr.org> ; <http://www.unhcr.org>

UNHCR on social network: <http://www.facebook.com/UNHCRJordan> ; <http://twitter.com/ZaatariCamp>