



Tanzania Refugee Population Update

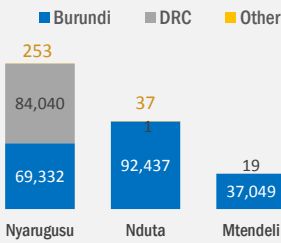
as of 31 March 2019



Key Figures

325,796*
Population of Concern

Camp-based population by country of origin



86.9%
283,168
Living in camps

5.6%
19,337
Living in settlements

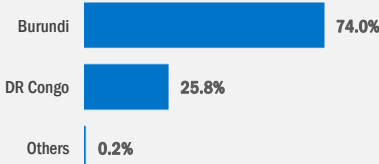
7.1%
23,047
Living in villages

0.1%
244
Living in urban area

88%
287,181
Refugees

12%
38,615
Asylum-seekers

Country of origin



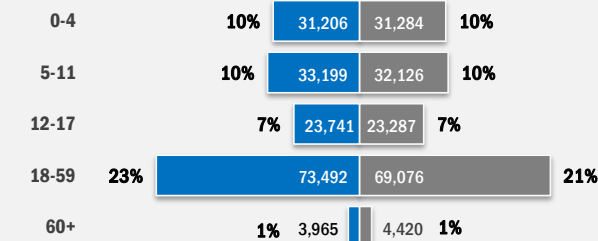
* Population of concern to UNHCR does not include the 162,000 former Burundian refugees (1972) granted citizenship by the Government of Tanzania.

Age and Gender

54%
Children

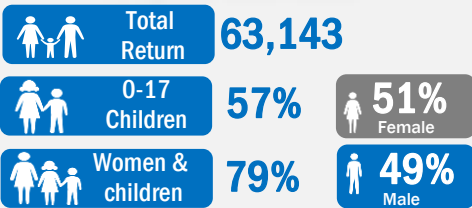
3%
Older People

Age (Years)



Durable Solutions

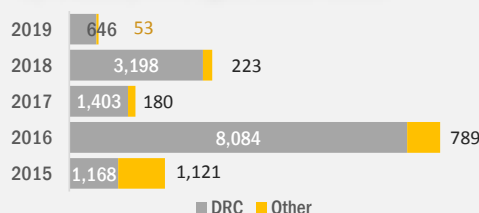
Voluntary return of Burundian refugees, 2017-2019



Local integration

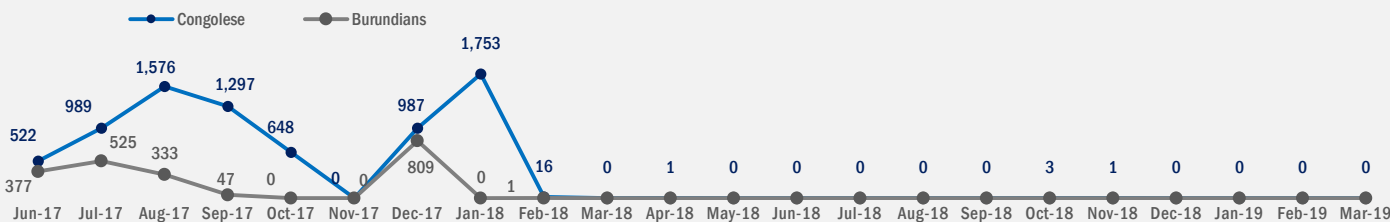
162,000 former Burundian refugees (1972) granted citizenship by the Government of Tanzania.

Resettlement departures by country of origin, 2015-2019

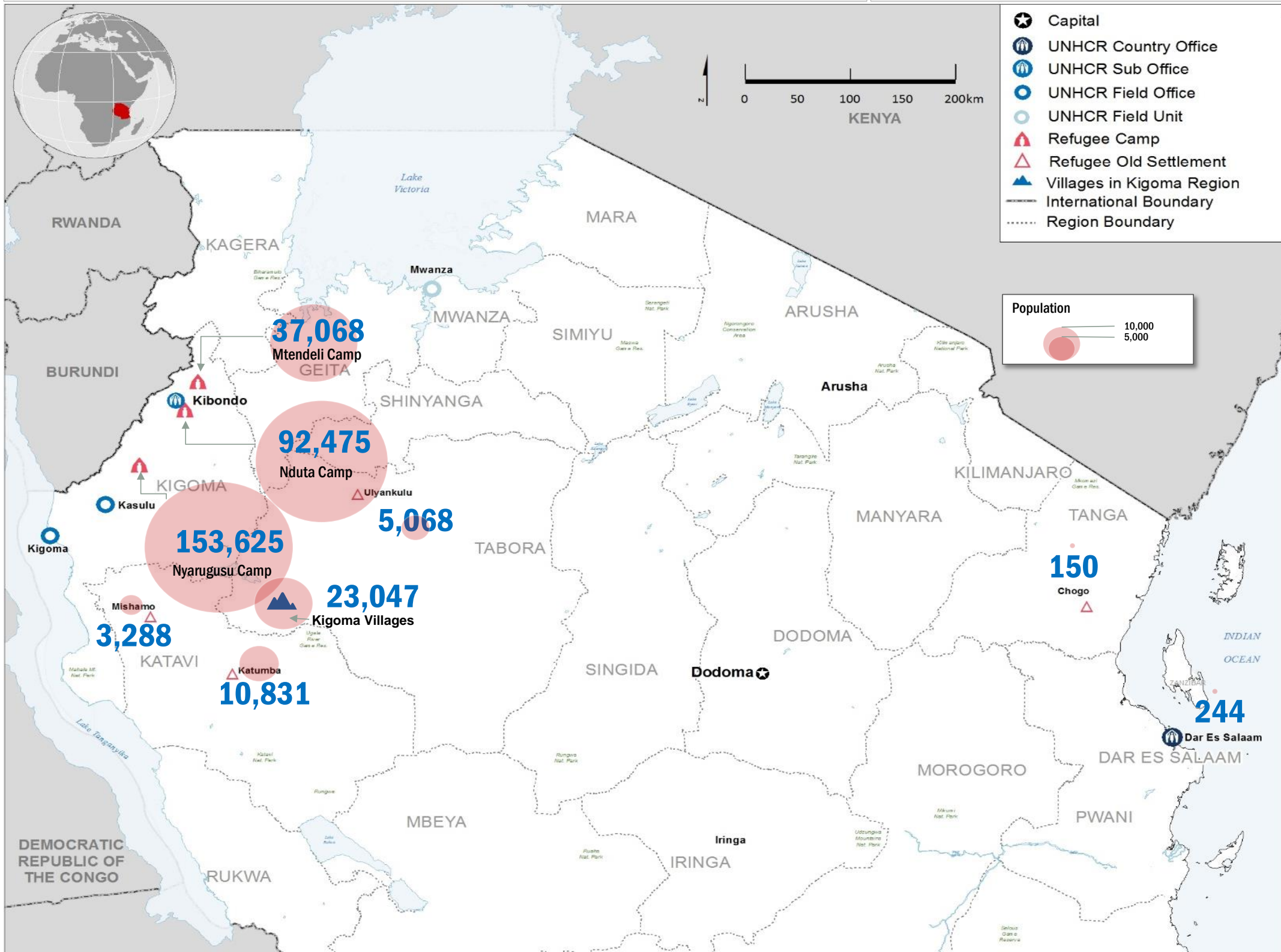
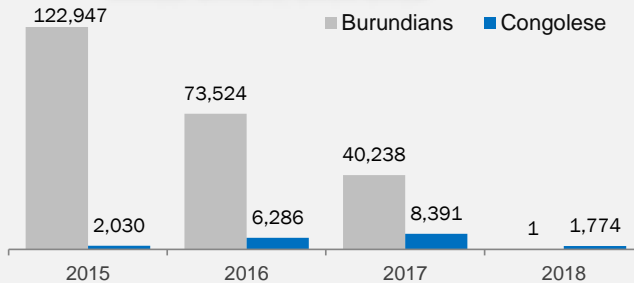


Arrival Trends

Monthly new arrivals, June 2017- March 2019



Annual arrivals, 2015-2018



The boundaries and names shown and the designations used on this map do not imply official endorsement or acceptance by the United Nations. Sources: Boundaries: UNCS; Background: USGS; Data: Government of Tanzania, UNHCR.

For more information, please contact: tankim@unhcr.org or visit: <https://data2.unhcr.org/en/situations/burundi/location>