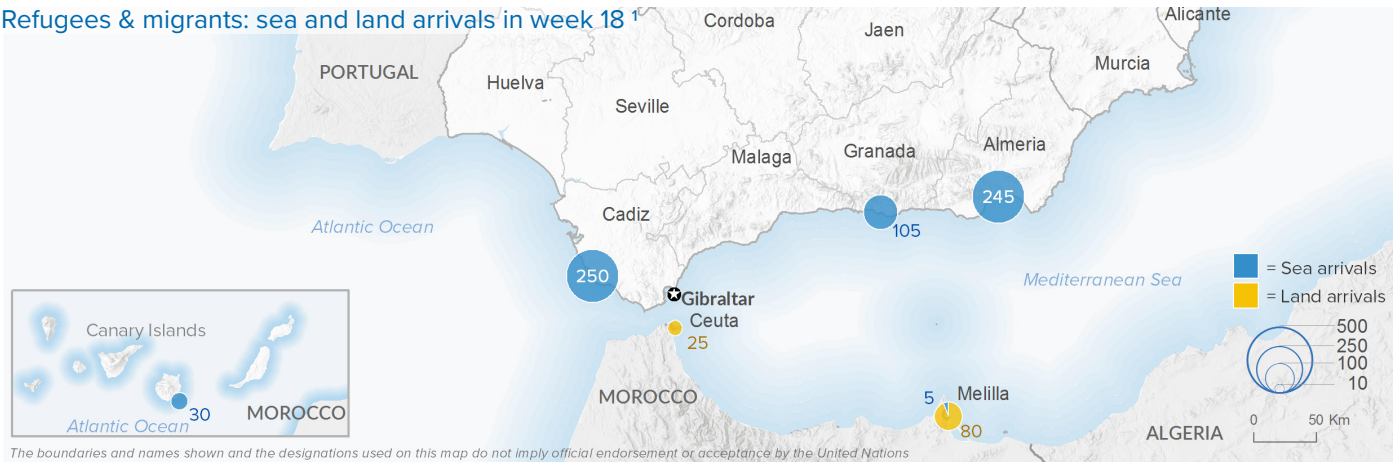


SPAIN Weekly snapshot - Week 18 (29 Mar - 05 May 2019)

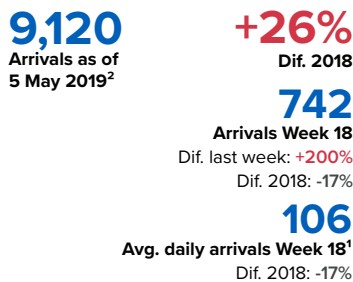
The charts below are based on figures from the Ministry of Interior and UNHCR estimates. All figures are provisional and subject to change

Refugees & migrants: sea and land arrivals in week 18¹



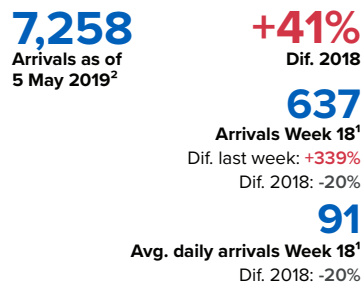
The boundaries and names shown and the designations used on this map do not imply official endorsement or acceptance by the United Nations

Total Sea and Land



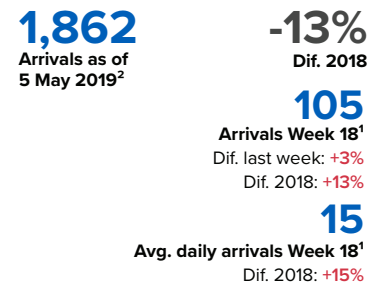
Avg. weekly arrivals in May so far¹
Dif. 2018: -%

Sea



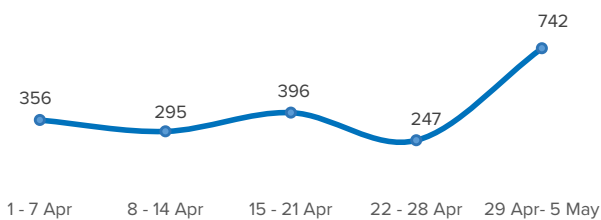
Avg. weekly arrivals in May so far¹
Dif. 2018: -%

Land (Ceuta & Melilla)

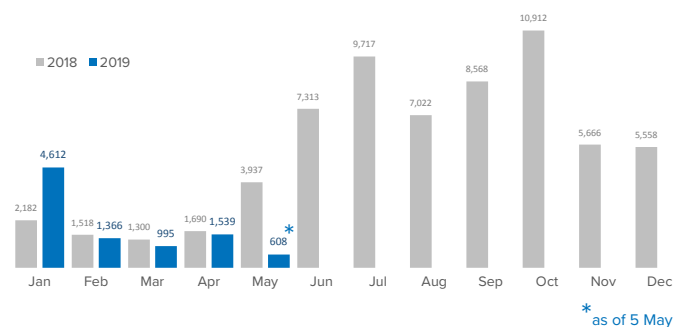


Avg. weekly arrivals in May so far¹
Dif. 2018: -%

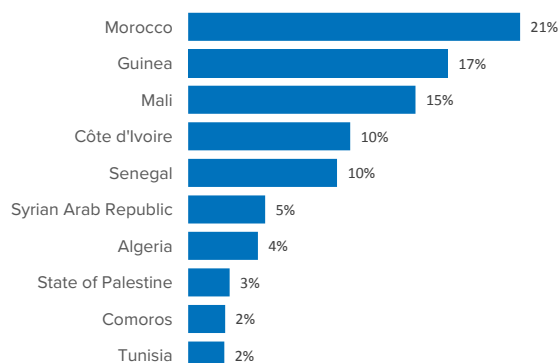
Sea and land arrivals during the last five weeks¹



Arrivals per month²



Most common nationalities, Jan-Mar 2019²



Demographic breakdown, Jan-Mar 2019²

