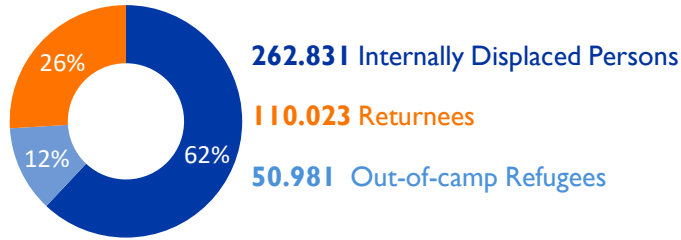


**423.835** Individuals  
**67.798** Households

**+7** Villages identified  
**853** Locations assessed

### Displacement overview

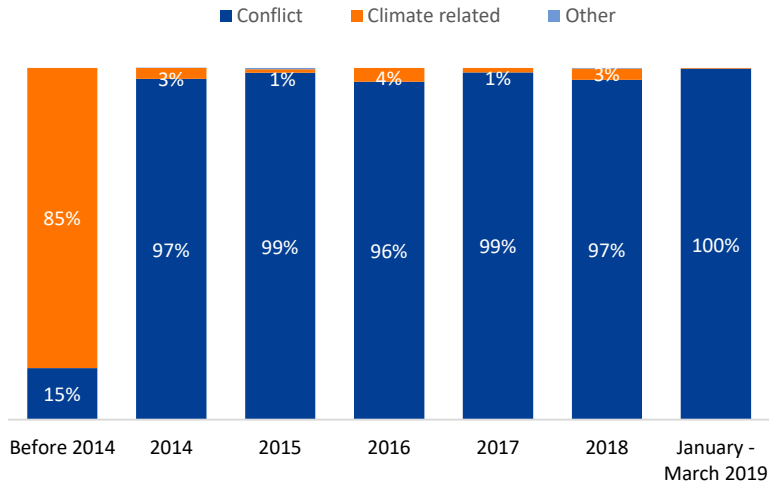


### Changes in the numbers of displaced populations over the last four rounds

	Internally Displaced Persons	Returnees	Out-of-camp Refugees
Round 18	262.831	110.023	50.981
Round 17	253.813	109.083	79.787
Round 16	245.725	105.906	40.396
Round 15	244.347	100.925	41.763

+4% since Round 17 (February 2019)    
 +1% since Round 17 (February 2019)    
 -36% since Round 17 (February 2019)

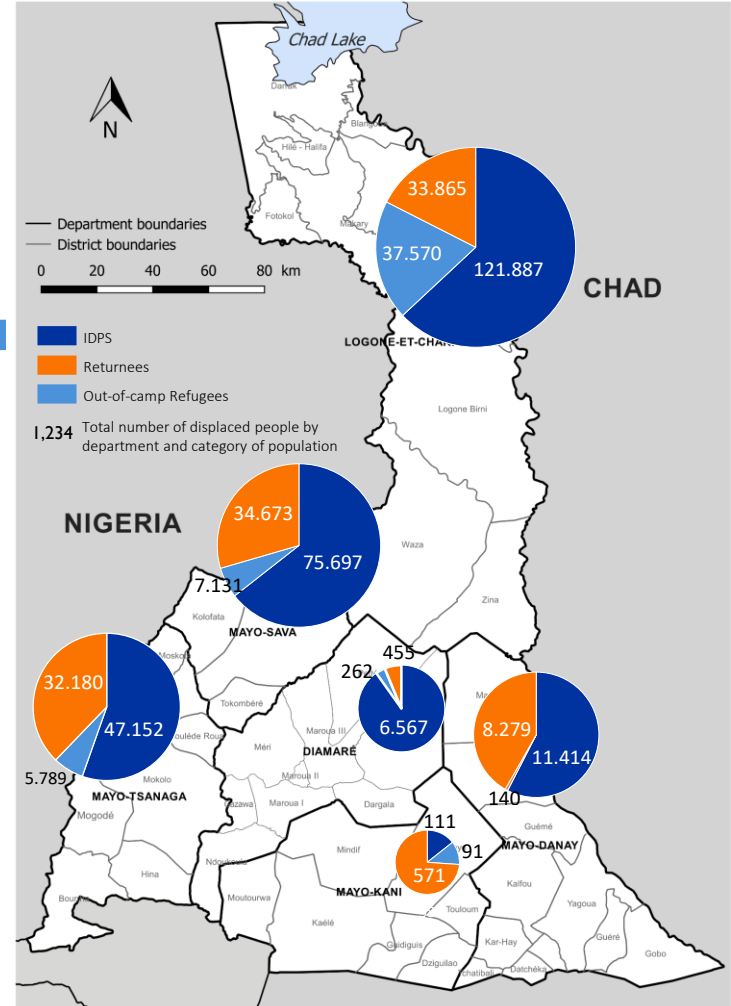
### Reasons for travel by period of displacement



### Shelter types

- Host Family 39%
- Spontaneous 24%
- Original Dwelling 19%
- Rental 10%
- Personal Residence 7%
- Collective Center <1%

### Demographics



This map is for illustration purposes only. Names and boundaries on this map do not imply official endorsement or acceptance by IOM.