

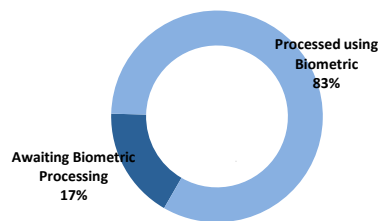
Total Active Registered Iraqis

67,601

Standard Age and Gender

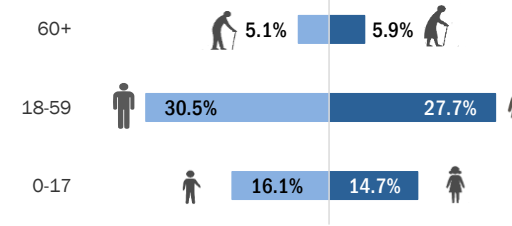
Age	0-4	5-11	12-17	18-35	36-59	60+	Total	%
Female	1,448	4,928	3,569	9,712	8,999	4,006	32,662	48.3%
Male	1,505	5,505	3,897	11,110	9,491	3,431	34,939	51.7%
Total	2,953	10,433	7,466	20,822	18,490	7,437	67,601	100%
	4.4%	15.4%	11.0%	30.8%	27.4%	11.0%		

Biometric Statistics (IRIS)



UNHCR Jordan

Age-Gender Breakdown



60+	7,437	11.0%
18-59	39,312	58.2%
0-17	20,852	30.8%

Place of Origin	Count	%
Thi-Qar	1,381	2.0%
Sulaymaniyah	580	0.9%
Salah al-Din	1,471	2.2%
Qadissiya	250	0.4%
Other	1,770	2.6%
Ninewa	4,116	6.1%
Najaf	325	0.5%
Muthanna	591	0.9%
Missan	628	0.9%
Kirkuk	1,194	1.8%
Kerbala	228	0.3%
Erbil	8,078	11.9%
Diyala	1,116	1.7%
Dahuk	2,912	4.3%
Basrah	4,550	6.7%
Baghdad	33,857	50.1%
Babil	506	0.7%
Anbar	4,048	6.0%

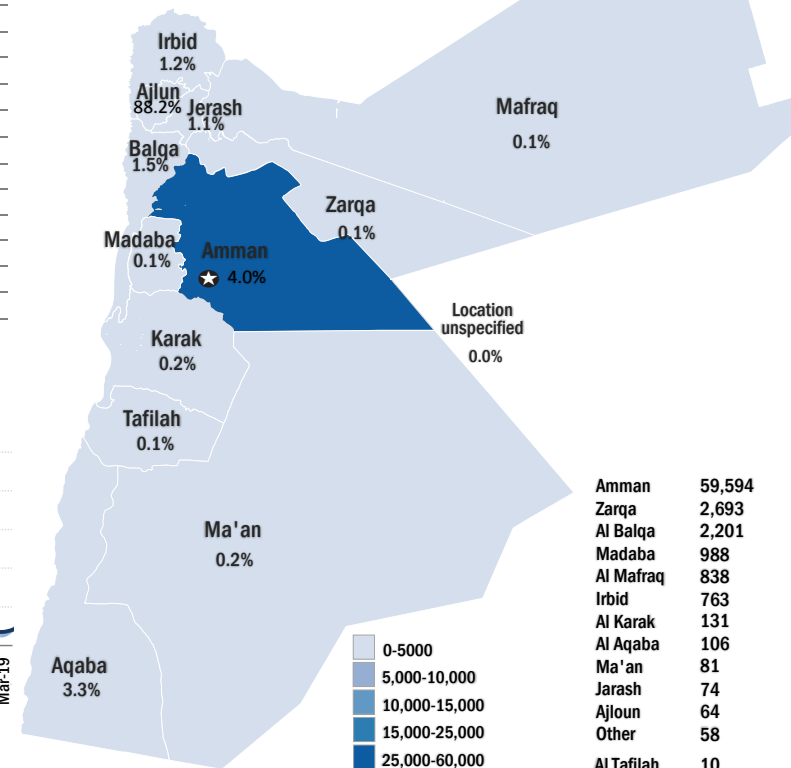
Specific Needs	Count	%
Serious medical condition	9,176	13.6%
Disability	3,387	5.0%
Specific legal and physical protection needs	2,241	3.3%
Woman at risk	1,998	3.0%
Child at risk	1,685	2.5%
Single parent	1,156	1.7%
Older person at risk	902	1.3%
Unaccompanied or separated child	113	0.2%
Total	20,658	30.6%

* An individual can have more than one specific need

Arrivals	Arrival	Registration
Pre-2006	4,263	72,669
2006	3,408	4,688
2007	2,176	31,284
2008	1,037	9,762
2009	1,346	6,843
2010	1,911	7,990
2011	2,359	7,770
2012	2,521	4,088
2013	4,762	5,395
2014	16,042	21,541
2015	7,767	9,871
2016	8,472	10,562
2017	5,705	7,069
2018	2,518	3,221
2019	9	274

* The new arrivals excludes newborn babies who will be represented under the registration trend.

UNHCR Registered Iraqis



Location	Count
Amman	59,594
Zarqa	2,693
Al Balqa	2,201
Madaba	988
Al Mafraq	838
Irbid	763
Al Karak	131
Al Aqaba	106
Ma'an	81
Jarash	74
Ajloun	64
Other	58
Al Tafilah	10

* Coloured map only reflects refugees living outside camps.

Iraqi Arrival & Registration Trends since Jan 2013

