

Total Active Registered Persons Of Concern **23,381**

Urban **23,381**
100.0%

Camps **0**
0.0%

Standard Age and Gender

Age	0-4	5-11	12-17	18-35	36-59	60+	Total	%
Female	899	996	620	2,585	1,303	223	6,626	28.3%
Male	957	1,005	703	9,246	4,248	596	16,755	71.7%
Total	1,856	2,001	1,323	11,831	5,551	819	23,381	100%

Origion Country

YEM	14,637	62.6%
SUD	6,177	26.4%
SOM	793	3.4%
Other*	1,774	7.6%

Registration Trend

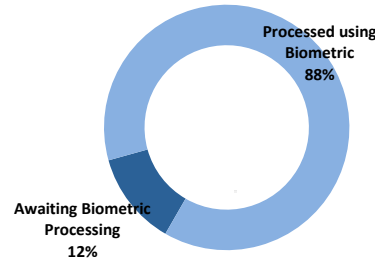
2011	857	3.0%
2012	691	2.4%
2013	2,347	8.3%
2014	2,834	10.0%
2015	4,348	15.4%
2016	3,535	12.5%
2017	5,588	19.8%
2018	8,037	28.5%
2019	754	2.7%

Specific Needs

Serious medical condition	2,372	10.1%
Disability	1,079	4.6%
Specific legal and physical protection needs	854	3.7%
Woman at risk	602	2.6%
Child at risk	326	1.4%
Single parent	283	1.2%
Older person at risk	112	0.5%
Unaccompanied or separated child	88	0.4%
Individuals with Specific Needs	3,971	17.0%
Total	5,716	24.4%

* An individual can have more than one specific need

Biometric Statistics (IRIS)



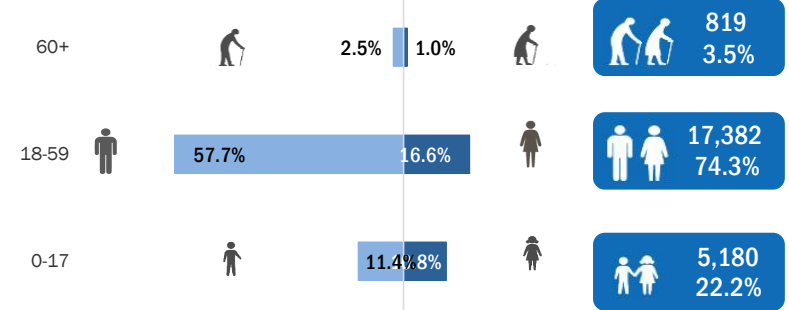
Arrivals**

Pre-2011	1,753	7.5%
2011	652	2.8%
2012	1,287	5.5%
2013	2,756	11.8%
2014	2,253	9.6%
2015	3,735	16.0%
2016	1,712	7.3%
2017	2,346	10.0%
2018	5,507	23.6%
2019	27	0.1%

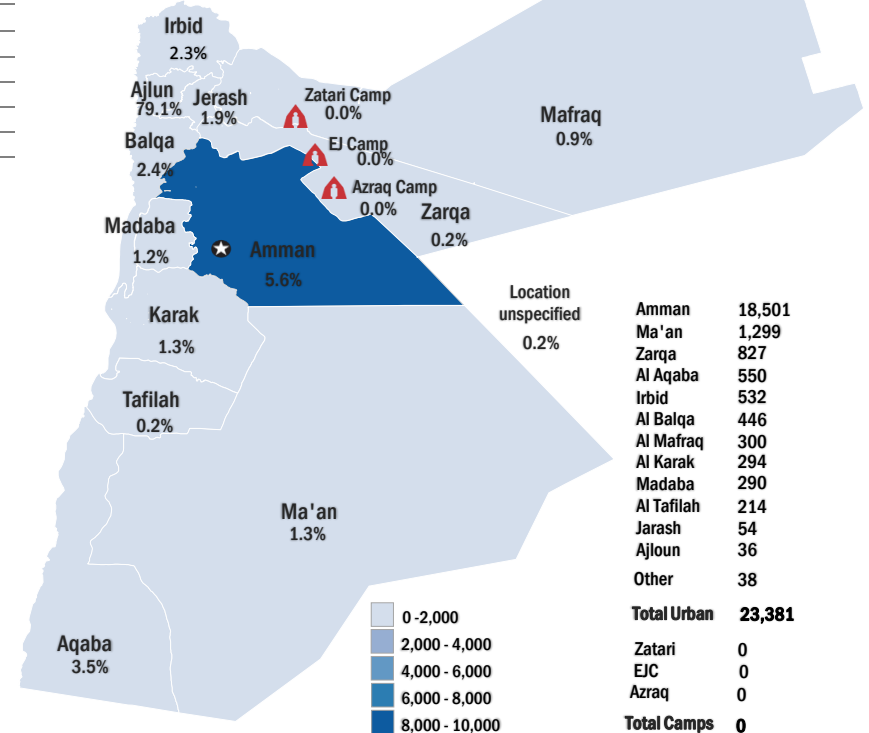
**The new arrivals excludes newborn babies who will be represented under the registration trend.

UNHCR Jordan

Age-Gender Breakdown

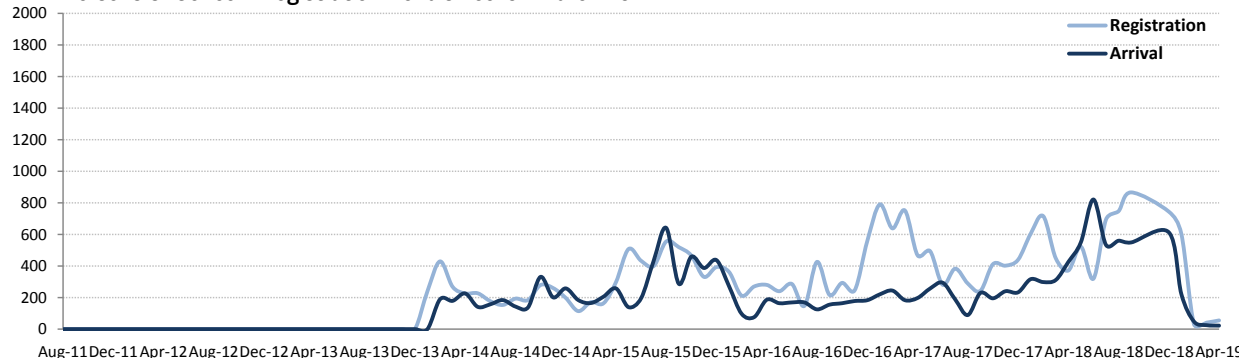


UNHCR Registered Persons Of Concern



* Coloured map only reflects refugees living outside camps.

Persons Of Concern Registration Trend since 01 March 2011



* Other nationalities include among others (ARE, LBY, LEB, ETH, RUS, ...)

**The new arrivals excludes newborn babies who will be represented under the registration trend.

DAG Jordan

Interagency Portal: <http://data.unhcr.org/Syrianrefugees>

UNHCR on the web: <http://www.unhcr.org>

UNHCR on Social network: <http://www.facebook.com/UNHCRJordan> ; <http://twitter.com/ZaatariCamp>