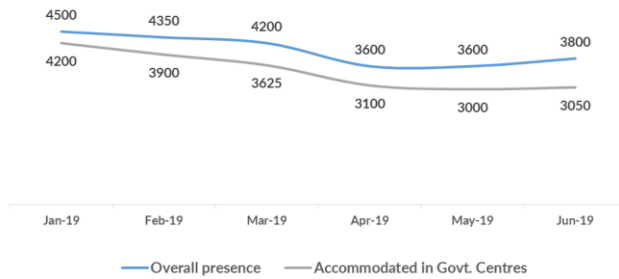


Serbia

June 2019

New refugees, asylum-seekers and migrants - presence and shelter



*To see Site Profiles, please click on the above map

Total (observed) arrivals - June:
Total (observed) arrivals - May:

2,366 ↓
2,533 ↓

Total (observed) arrivals of unaccompanied/separated children - June:
Total (observed) arrivals of unaccompanied/separated children - May:

429 ↓
456 ↓

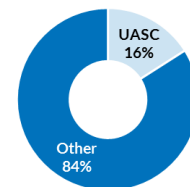
Total occupancy of government centres - end June:
Total occupancy of government centres - end May:

3,044 ↑
3,020 ↑

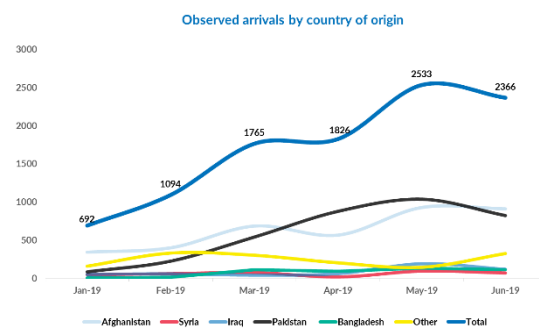
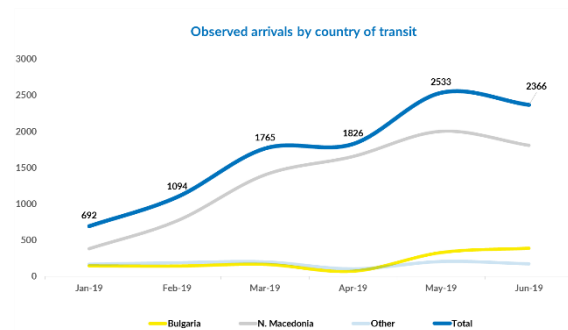
Total presence of refugees/migrants/asylum-seekers - end June:
Total presence of refugees/migrants/asylum-seekers - end May:

3,797 ↑
3,592 ↑

UASC among total observed arrivals
Jan-June 2019



Observed new arrivals - demographics and country of transit



Asylum processing

Intentions to seek asylum - June:
Intentions to seek asylum - May:

1,151 ↓
1,174 ↓

Applications for asylum submitted - June:
Applications for asylum submitted - May:

16 ↓
22 ↓

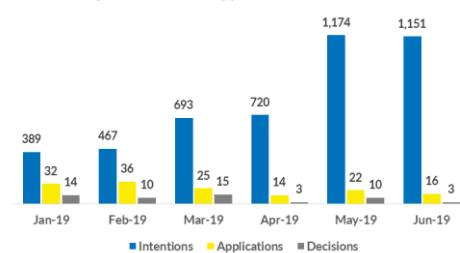
Substantive first-instance decisions - June:
Substantive first-instance decisions - May:

3 ↓
10 ↓

Positive decisions - June:
Positive decisions - May:

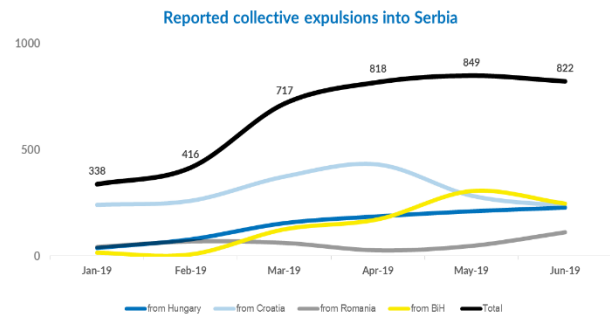
1 ↓
4 ↓

Asylum intentions/applications/decisions



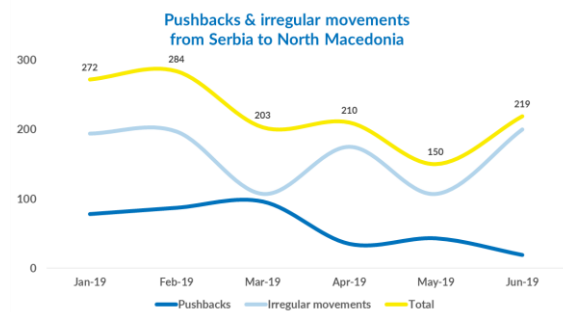
Reported pushbacks into Serbia

Collective expulsions from Hungary - June:	228	↑
Collective expulsions from Hungary - May:	211	
Collective expulsion from Croatia - June:	235	↓
Collective expulsions from Croatia - May:	284	
Collective expulsions from Romania - June:	112	↑
Collective expulsions from Romania - May:	48	
Collective expulsions from BiH - June:	247	↓
Collective expulsions from BiH - May:	306	

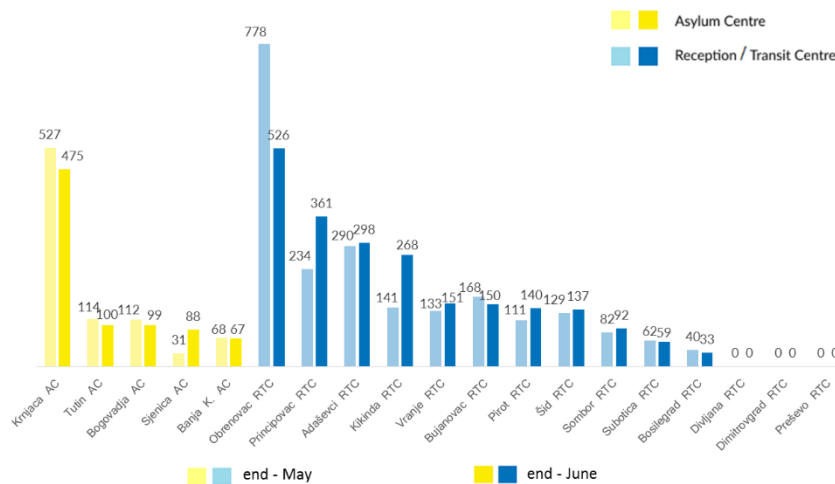


Reported movements from Serbia to North Macedonia

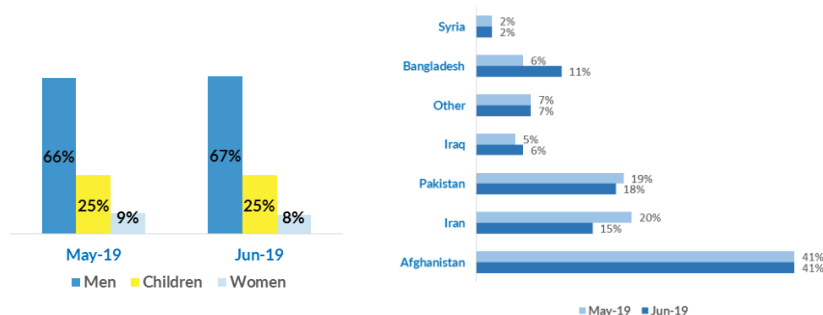
Irregular movements to N. Macedonia - June:	200	↑
Irregular movements to N. Macedonia - May:	107	
Pushbacks to N. Macedonia - June:	19	↓
Pushbacks to N. Macedonia - May:	43	



Occupancy of Asylum, Reception and Transit Centres



Profile of refugees/migrants/asylum-seekers



Asylum statistics are provided by the Ministry of Interior and government centres statistics by SCRM. Other information is based on findings of UNHCR staff and partners. If you use this content, please refer to UNHCR as source.