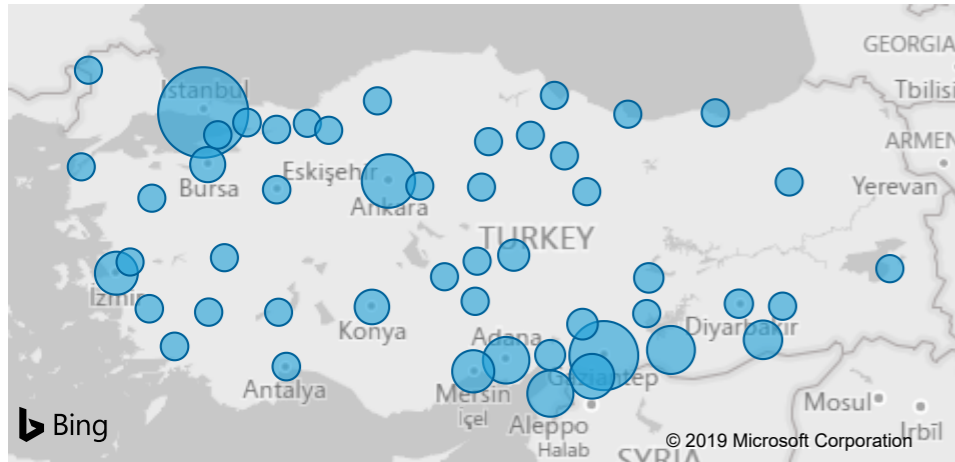
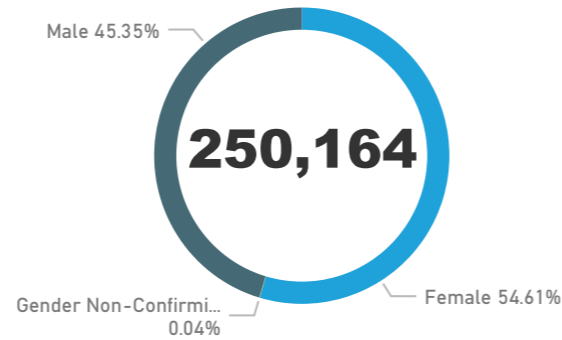




## # of Beneficiaries by Location



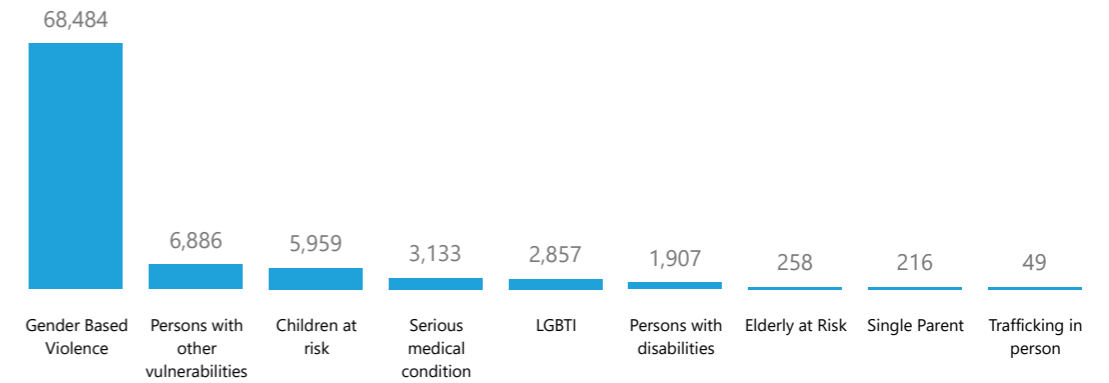
## Breakdown of Beneficiaries by Gender\*



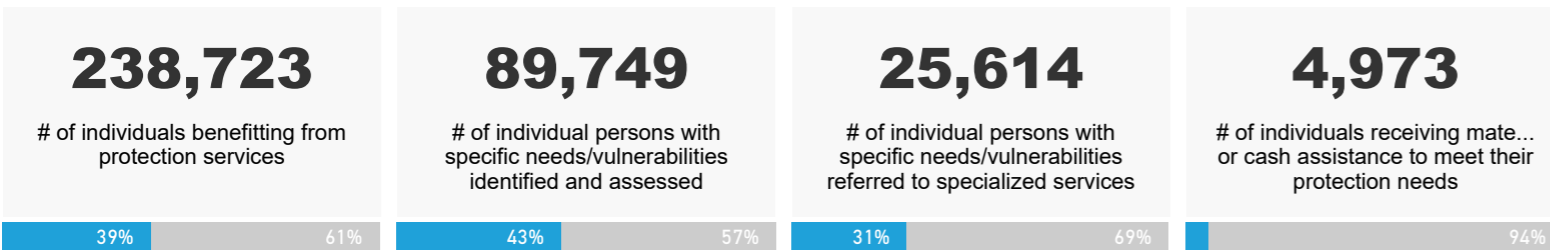
Sources: ActivityInfo, Protection Sector

Legend ● % of 3RP Progress ● % of Gap against 3RP Targets

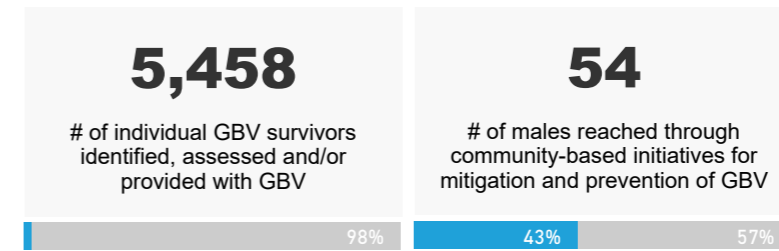
## Individuals with specific needs/vulnerabilities identified and assessed



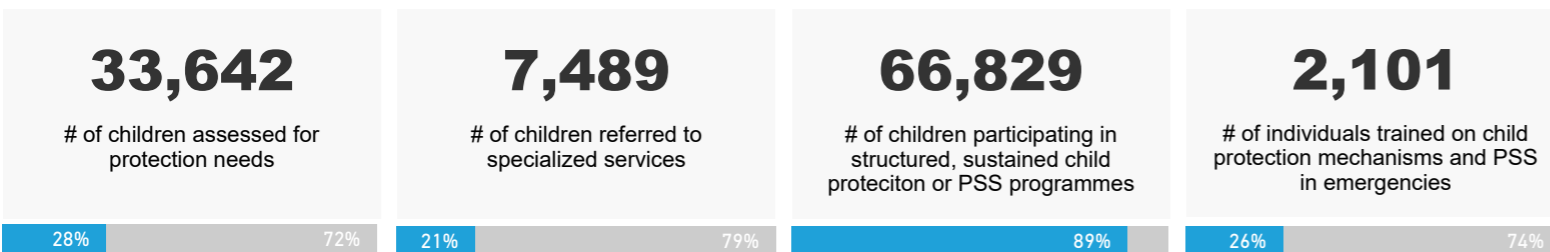
## COMMUNITY-BASED PROTECTION



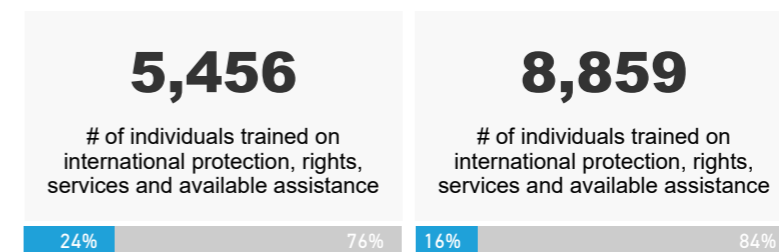
## PREVENTION AND RESPONSE TO GBV



## CHILD PROTECTION



## ACCESS TO INTERNATIONAL PROTECTION



## Reporting Agencies

Yuva Assoc...	WALD	UNHCR	UNFPA	TRC	TKV	STL	Save the Ch...	RET Interna...	ACPU	MSYD	Mavi Kalem	KADAV	IOM	IBC	HRDF	CARE Inter...	ASAM	AAR JAPAN	Multeciler ...
---------------	------	-------	-------	-----	-----	-----	----------------	----------------	------	------	------------	-------	-----	-----	------	---------------	------	-----------	----------------

## Reporting Agencies

UNWomen	UNICEF	UNHCR	UNFPA	Save the Children	IOM	IMC	IBC	CARE International	ASAM
---------	--------	-------	-------	-------------------	-----	-----	-----	--------------------	------

Source: PWG, ActivityInfo Feedback: IMTurkey@unhcr.org

\*The number of beneficiaries reached is calculated by summing indicators selected by the sectors; there may be duplications.