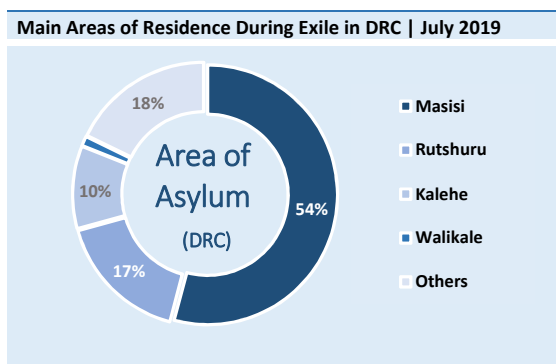
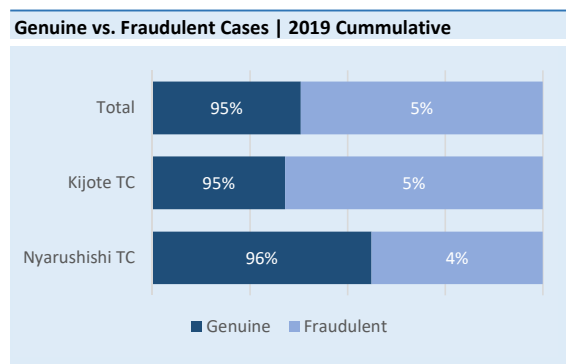
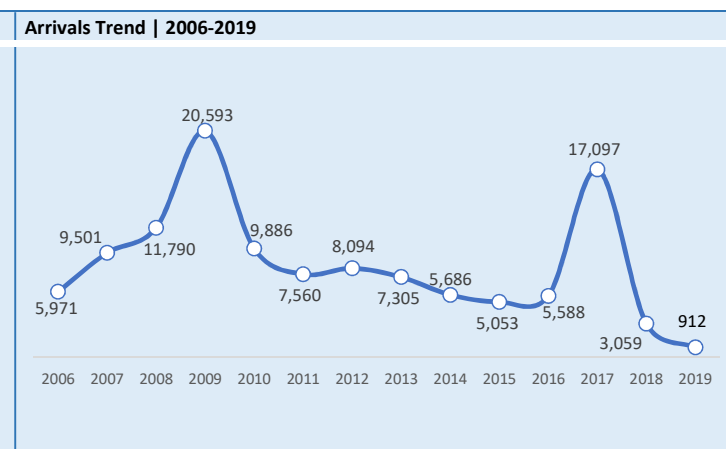


Main Districts of Return

	Jul-19	2009 - 2019
Rubavu	76 30%	5,579 6%
Nyabihu	48 19%	4,556 5%
Rutsiro	15 6%	11,848 13%
Ngororero	8 3%	7,044 8%
Nyamasheke	9 4%	5,463 6%
Karongi	11 4%	11,353 12%
Rusizi	5 2%	3,917 4%
Musanze	3 1%	8,514 9%
Others	78 31%	32,559 36%

Monthly Return Trend by Location

	Kijote	Nyanza	Kigali	Nyarushishi
Jan	71	-	-	17
Feb	139	-	-	30
Mar	123	-	5	36
Apr	62	-	-	-
May	94	-	-	10
Jun	50	-	-	22
Jul	197	-	6	50
Aug	-	-	-	-
Sep	-	-	-	-
Oct	-	-	-	-
Nov	-	-	-	-
Dec	-	-	-	-
Total	736	-	11	165



Returns Trend | Main Countries of Asylum From Which Returnees Originate

Country of Asylum	2019	2009-19	
D.R Congo	901	83,403	91.8%
Congo Brazzaville	10	313	0.3%
Angola	1	17	0.0%
Uganda		6,559	7.2%
Malawi		141	0.2%
Burundi		137	0.2%
Zambia		86	0.1%
Cameroon		46	0.1%
Others		131	0.1%

Total returnees received from DRC in 2019 is 948 (901 genuine, 47 fraudulent)

11 returnees received from other countries in 2019