

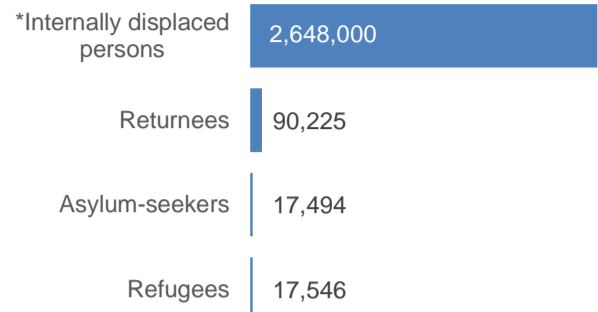
Somalia

1 - 31 Jul 2019

In July, 51,000 new internal displacements were monitored by the UNHCR-led Protection and Returns Monitoring Network (PRMN). Of the 244,000 new displacements monitored year-to-date, drivers include insecurity (126,000), drought related (101,000), floods (6,000) and other reasons (10,000).

During July, the main driver for new displacement was drought and related lack of livelihoods (29,000) affecting many regions. Ongoing military operations continue to lead to new displacement within and from Lower Shabelle (13,000).

Population of concern



*Estimated internally displaced persons as of 31 July 2018 (Source: Information Management Working Group)

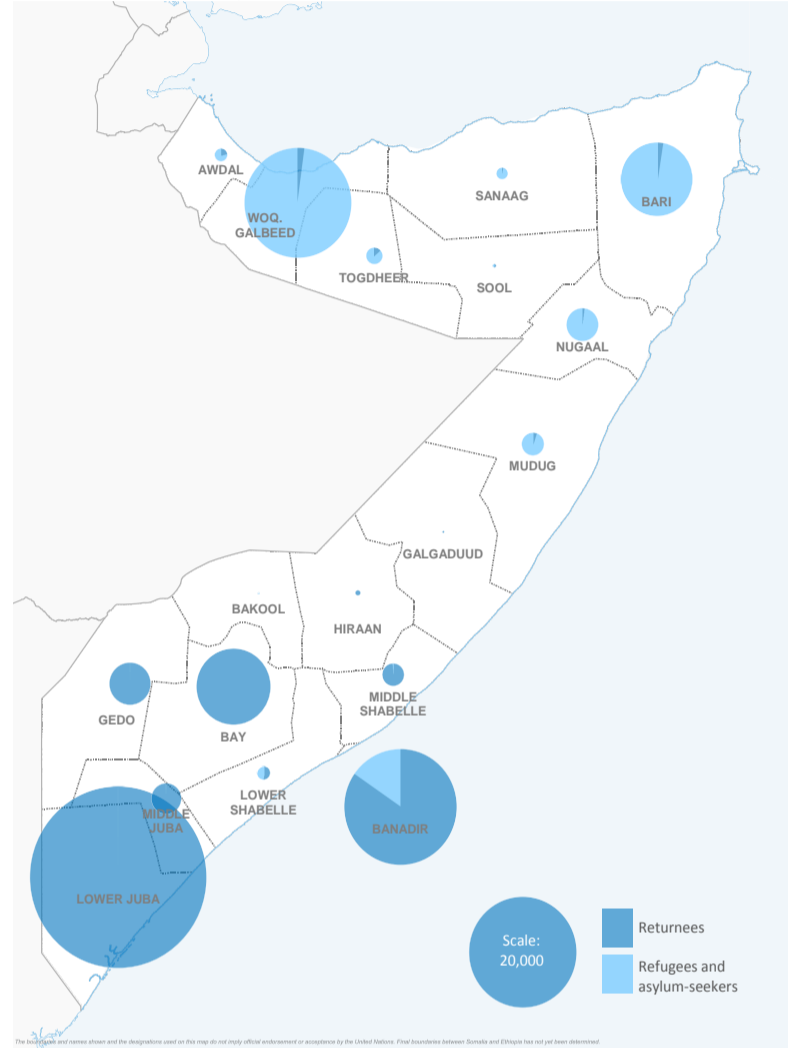


As of July 2019, there were 35,040 refugees and asylum-seekers registered in Somalia, mainly from Ethiopia (17,194 asylum seekers and 4,101 refugees) and Yemen (48 asylum seekers and 13,105 refugees). 592 persons were from other countries including Syria (255), Tanzania (121), Eritrea (87) among others.



Since December 2014, 90,225 Somali refugees have voluntarily returned to Somalia with UNHCR assistance from different countries of asylum including Kenya, Yemen, Djibouti, Libya, Tunisia and Eritrea. In addition, some 38,000 Somalis were monitored as arriving from Yemen since March 2015.

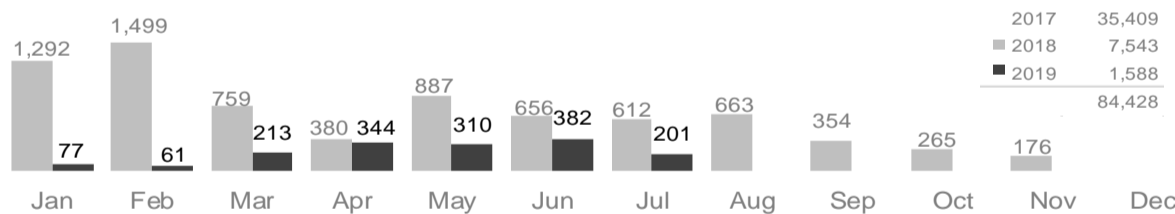
Returnees, refugee and asylum seekers map



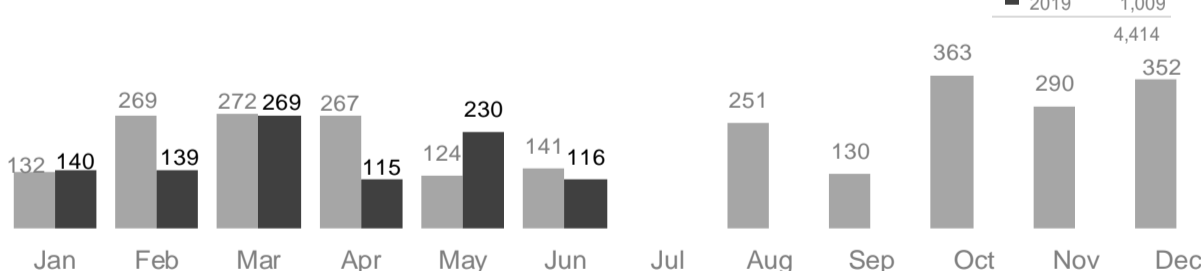
Region	Ethiopia	Yemen	Other
Woq. Galbeed	12,618	6,339	380
Bari	5,836	2,840	27
Banadir	16	3,253	135
Togdheer	226	142	37
Sanaag	158	66	0
Awdal	33	182	8
Nugaal	1,582	150	4
Mudug	820	6	0
Sool	1	9	0
Middle Shabelle	0	13	0
Lower Shabelle	0	142	1
Lower Juba	0	7	0
Other	5	4	0
TOTAL	21,295	13,153	592

Region	Kenya	Yemen	Other
Banadir	15,078	3,462	796
Bari	12	196	25
Bay	9,408	74	3
Galgaduud	10	0	3
Gedo	2,922	2	30
Hiraan	42	5	22
Lower Juba	53,796	17	125
Lower Shabelle	117	44	1
Middle Juba	1,541	0	1
Middle Shabelle	798	27	25
Mudug	10	28	10
Other	694	559	342
TOTAL	84,428	4,414	1,383

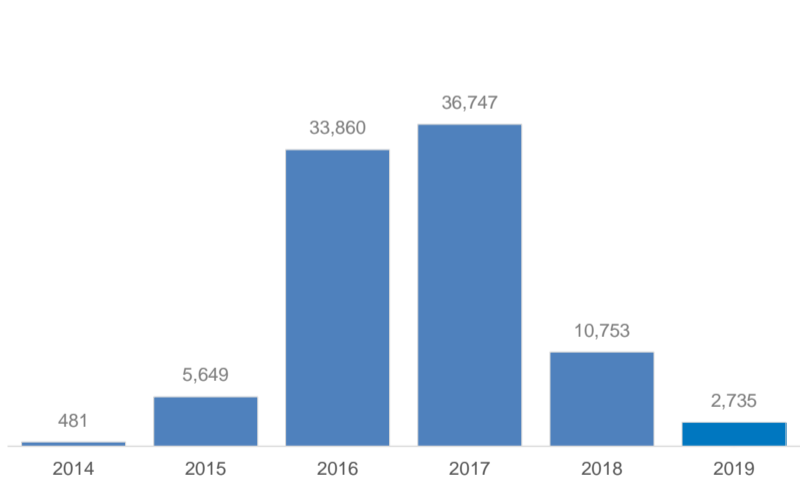
Somali returnees from Kenya by month



Assisted spontaneous returnees from Yemen by month



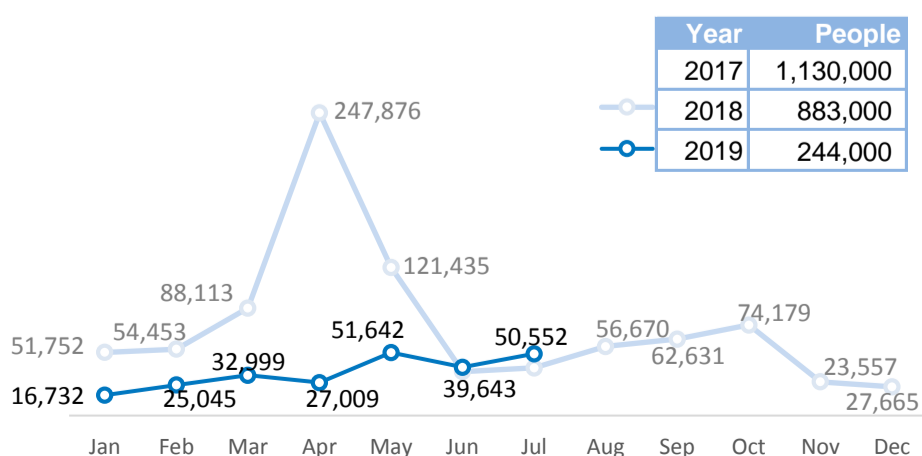
Number of returnees (with assistance from UNHCR) since 2014



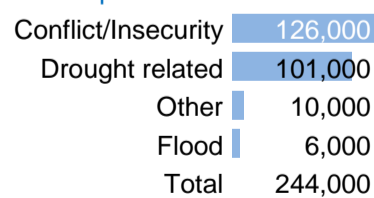
Somalia Internal DISPLACEMENT

Displacements monitored by UNHCR Protection and Return Monitoring Network (PRMN)

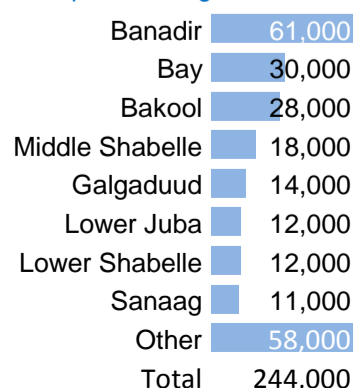
Monthly internal displacement (2017-2019)



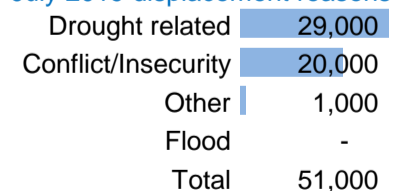
2019 displacement reasons



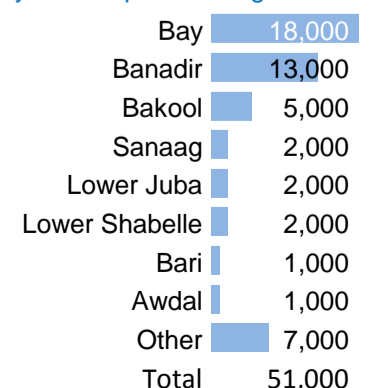
2019 top arrival regions



July 2019 displacement reasons

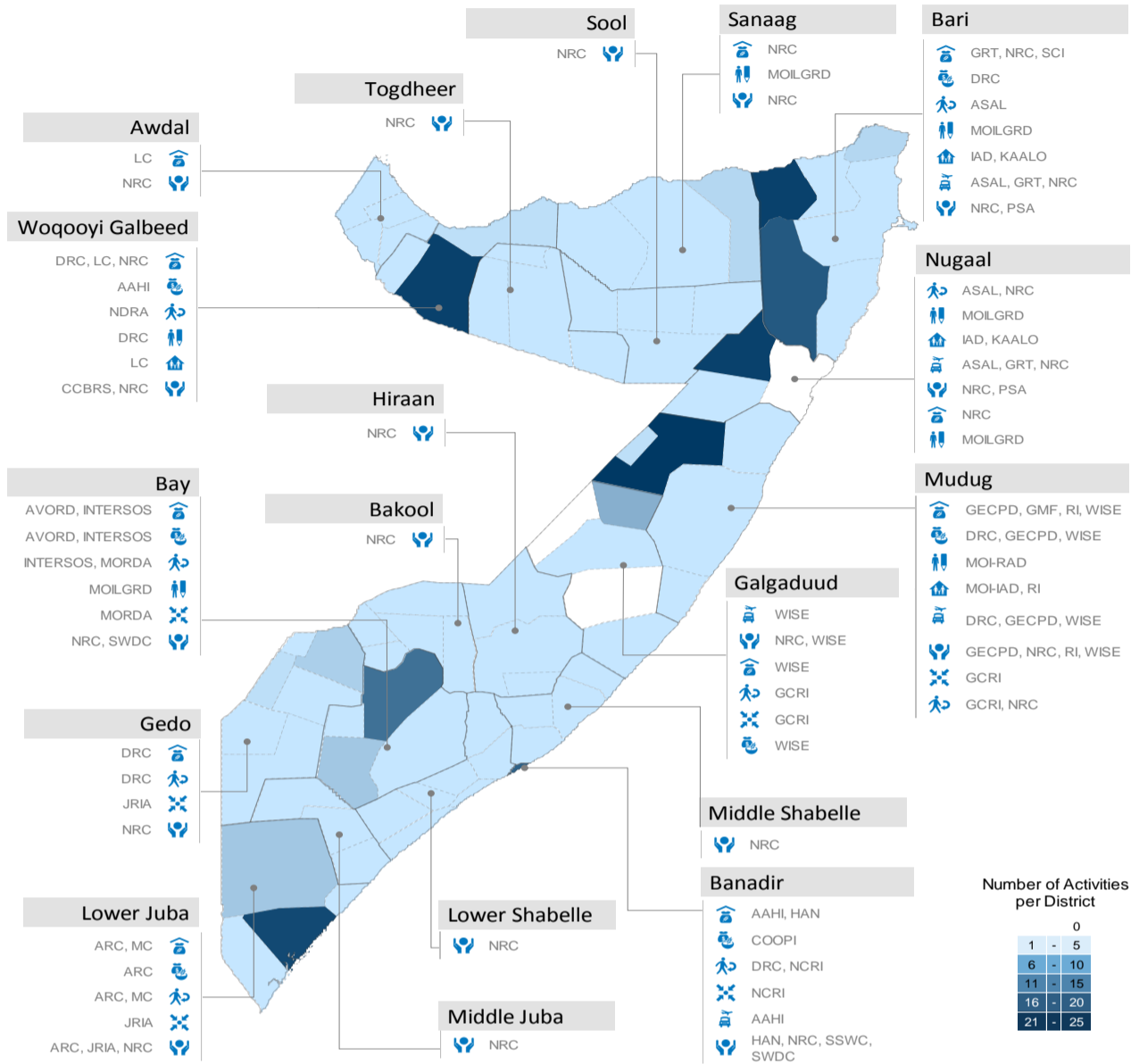


July 2019 top arrival regions



Somalia

UNHCR 3W map



Number of activities by region and category

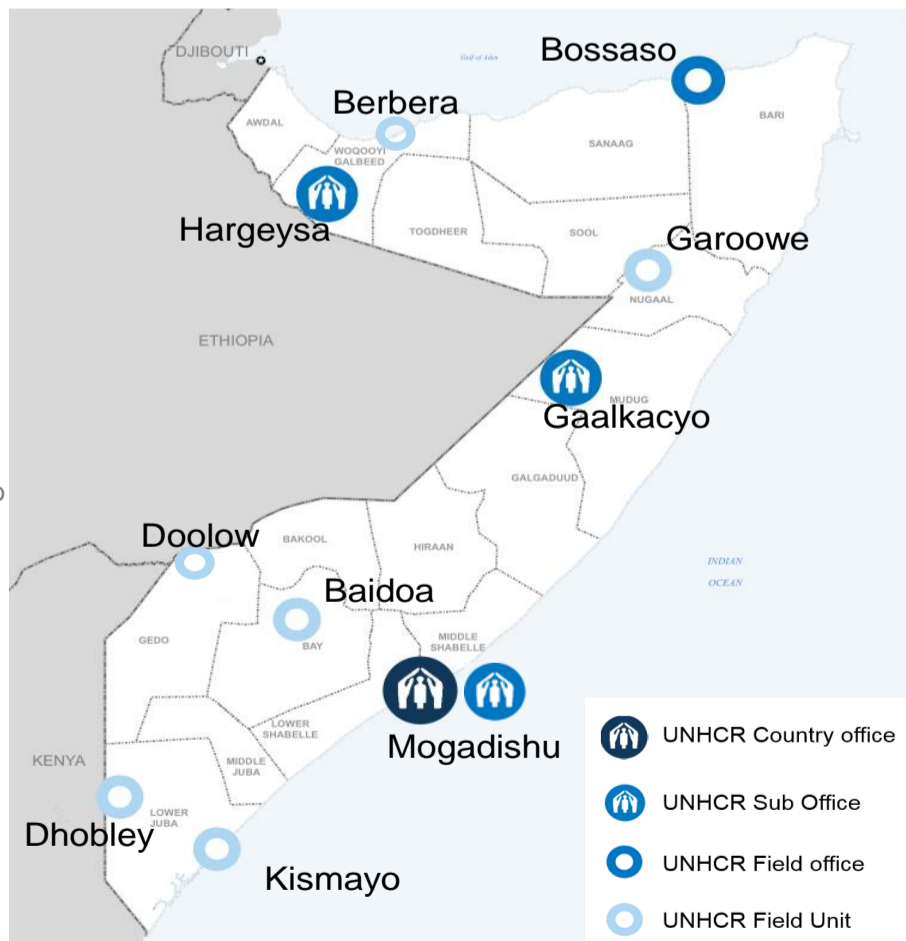
Region	Category 1	Category 2	Category 3	Category 4	Category 5	Category 6	Category 7	Category 8	Category 9	Category 10
Awdal	1									3
Bakool										5
Banadir	7	3	1			1	1			5
Bari	9	4	1	9	4			4		16
Bay	9	3	1				1			9
Galgaduud									1	9
Gedo	1		1			2				6
Hiraan										3
Juba Dhexe										3
Juba Hoose	11	2	1			2				12
Mudug	6	2		2	3			3		12
Nugaal	4	2	2	2	4			2		7
Sanaag	1			1						3
Shabelle Dhexe										4
Shabelle Hoose										7
Sool										4
Togdheer										4
Woqooyi Galbeed	6	2	2	1	3					11

Category	Sub-Category
BASIC NEEDS AND ESSENTIAL SERVICES	Water, Transport, Cash Grants, Core Relief Items, Education, Health
LEADERSHIP, COORDINATION AND PARTNERSHIPS	Cluster Coordination - Protection, Shelter, CCCM
LOGISTICS AND OPERATIONS SUPPORT	PDM, Warehouse Management, Transport
FAVOURABLE PROTECTION ENVIRONMENT	Facility Rehabilitation, Equipment, Peaceful Coexistence
FAIR PROTECTION PROCESSES AND DOCUMENTATION	Registration, Profiling, Civil Documentation
DURABLE SOLUTIONS	Return Assistance, Transit Center, Counseling
SECURITY FROM VIOLENCE AND EXPLOITATION	Legal Protection, SGBV Prevention & Response, Material Assistance, PRMN
COMMUNITY EMPOWERMENT, SELF RELIANCE AND SELF MANAGEMENT	Cash Grants, Employment, Business, Vocational Training

UNHCR Presence

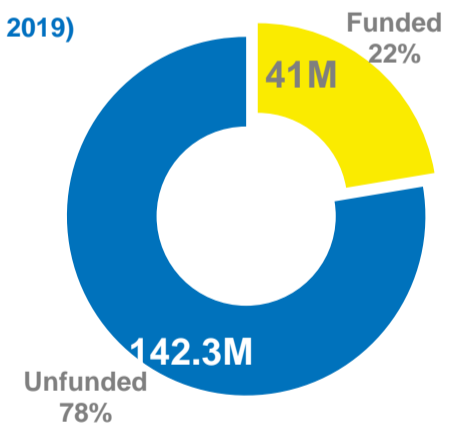
Staff
108 National Staff
42 International staff
23 Affiliate workforce

Offices
1 Country office in Mogadishu
3 Sub-offices in Gaalkacyo, Hargeysa and Mogadishu
1 Field office in Bossaso
6 Field Units in Baidoa, Dhobley, Garoowe, Kismayo, Berbera and Doolow
1 Support office in Nairobi



Funding (as of 30 July 2019)

USD 183.3 M
requested for Somalia



UNEARMARKED CONTRIBUTIONS | USD

Sweden 99.8 million | Norway 44.5 million | Netherlands 37.5 million | Private donors Spain 39.6 million | United Kingdom 31.7 million | Germany 26.7 million | Denmark 24.4 million | Private donors Republic of Korea 20.6 million | Switzerland 15.1 million | France 14 million | Private donors Japan 12.1 million | Ireland 10.2 million

Algeria | Argentina | Australia | Austria | Azerbaijan | Belgium | Canada | Costa Rica | Estonia | Iceland | Indonesia | Kuwait | Malta | Monaco | Montenegro | New Zealand | Peru | Philippines | Qatar | Republic of Korea | Russian Federation | Saudi Arabia | Serbia | Singapore | Slovakia | Sri Lanka | Thailand | United Arab Emirates | Uruguay | Private donors

OTHER SOFTLY EARMARKED CONTRIBUTIONS | USD

United States of America 18.4 million | Germany 7.1 million | Canada 4.6 million | Private donors Australia 6.1 million

Contact

Takeshi Moriyama, Representative a.i, Somalia
moriyama@unhcr.org, Cell: +252 616 141 312, Cell: +254 780 799 044

Links

[Somalia: Global Focus](#) - [Somalia: Information sharing portal](#) - [UNHCR Somalia](#) - [@UNHCRSom](#) - [Facebook: UNHCR Somalia](#) - [Somalia internal displacement](#)