

2018-2019  
Key figures

**10K**  
New Applications  
in 2018

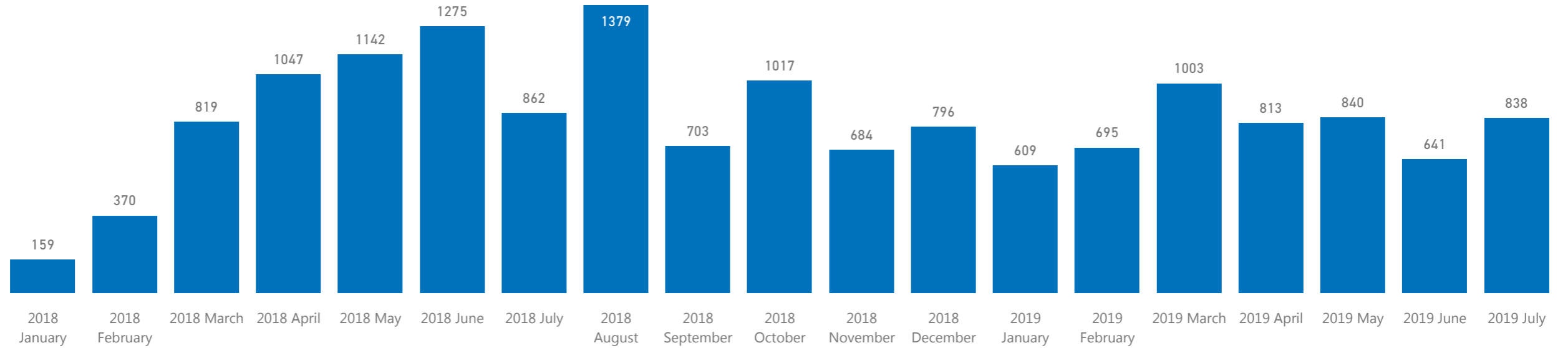
**5439**  
New Applications  
in 2019

**85**  
Recognized  
Refugees in 2018

**39**  
Recognized  
Refugees in 2019

Monthly applications since 2018

Applications by Year and Month



Summary of key trends observed

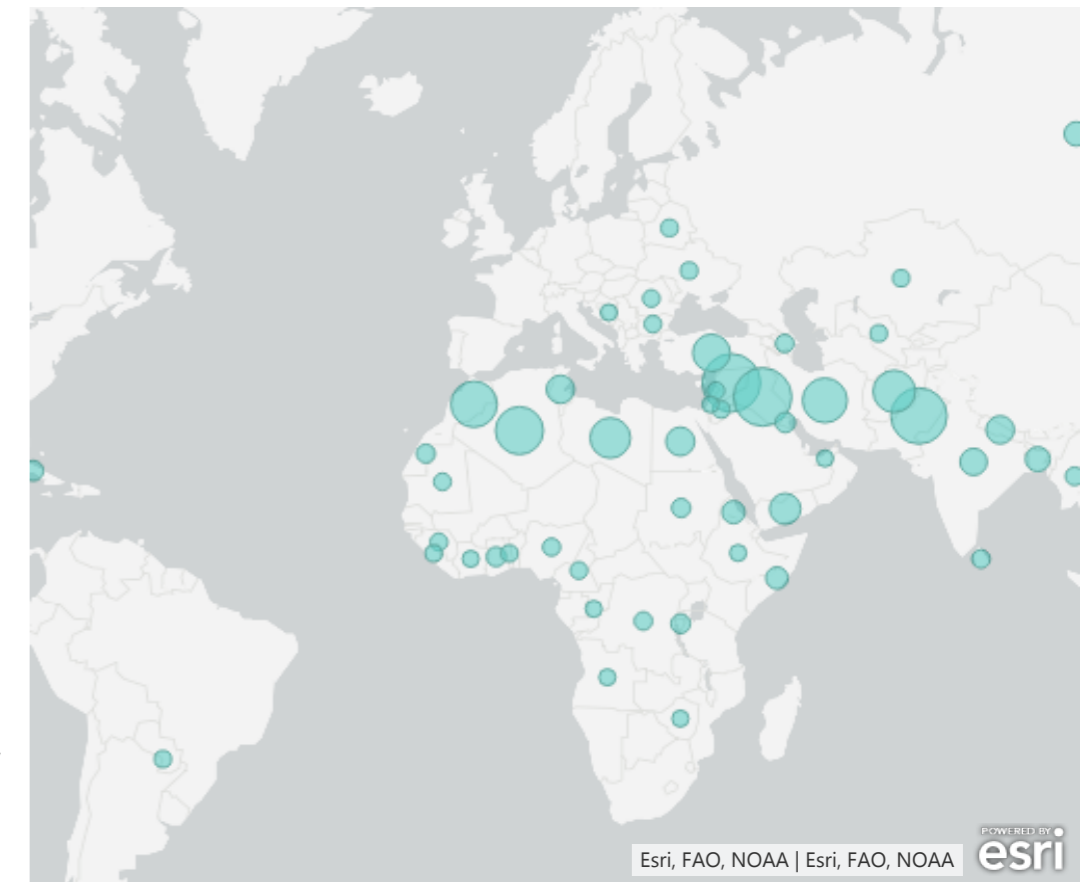
Data available to UNHCR RR SEE indicated that the overall number of submitted asylum applications in six countries in June 2019 increased in comparison to June and was the second highest in 2019 (after March). This increase is visible in Albania and Bosnia and Herzegovina, while at the same time the overall numbers of applications in other countries remains limited, and could be indicative of the previously reported trends of onward movements throughout the region. The applicants from Iraq, Morocco, Algeria and Pakistan are top 4 countries of origin stated in the Region, while applicants from Syria follow at the fifth place.

- Latest data reveal different and increasing dynamics when it comes to correlation between the numbers of expressions to seek asylum versus actual numbers of lodged applications. Highest number of intentions to apply for asylum are recorded in BiH and Serbia, while less than 8% of the intentions are converted to actual asylum applications. The trend of the relevant data on the asylum decisions and grounds currently indicates that vast majority of cases are rejected and closed due to the abandonment of the asylum procedure and not on the merits of the claim. This trend should be reviewed at the end of year for reliable comparative insight to the concept of intention to seek asylum and how it actually impacts the asylum processing as well as whether it contributes to its efficacy and or would indicate possible trends in the misuse of Asylum Avenue in the countries introducing it.

- Current asylum processing trend analysis indicate that out of the total of 5439 applications for asylum, only 163 first instance decisions (only 3% of the overall number of applications) have been reached in 2019. At the same time, equally to previously indicated trends regarding very limited number of decisions, (only 29% of them correlate to granting the subsidiary protection status -only in MNE, Serbia and Kosovo, while 44% applications have been rejected). In continuation of previously reported trends, during July 2019, only 16 subsidiary protection statuses have been granted, while 13 requests for asylum have been rejected on the merits.

- Total number of pending decisions recorded in July stands at above 1300. Age, gender and vulnerability indicate that number of applications by female asylum seekers in July still represents only 8% of total applications. The July trend analysis indicates some 180 children (only 17 UASC) among applicants. It is estimated that families registered constitute some 30% of the total applicants for asylum.

Applications in 2018-2019 by country of origin



Kosovo\*: Designations of Kosovo\* are without prejudice to positions on status, and are in line with the United Nations Security Council Resolution 1244 (1999). Data source: SEE Regional Asylum Statistics and UNHCR data available at <https://popstats.unhcr.org>. For further information or any questions concerning this factsheet please contact: Gabriel MATHIEU, [mathieu@unhcr.org](mailto:mathieu@unhcr.org). In most cases, data for this factsheet is provided by country level governmental institutions. Retroactive changes in data may occur.



## 2019 New Applications Regional Trends

**2019**  
Key figures

**5439**  
New Applications of which:

**115**  
Unaccompanied or separated children\*

**39**  
Recognized Refugees

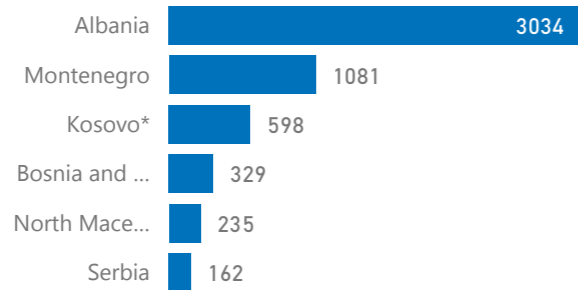
**52**  
Subsidiary Protection

**72**  
Rejected

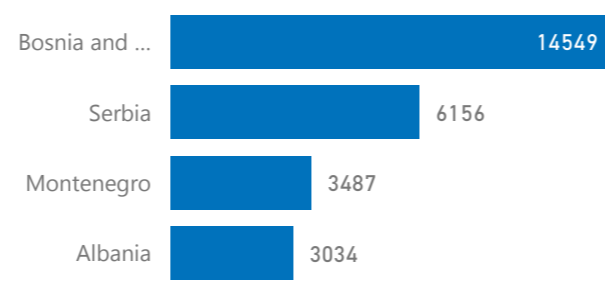
**2106**  
Closed cases

\*disaggregated figures by age/gender are not always available

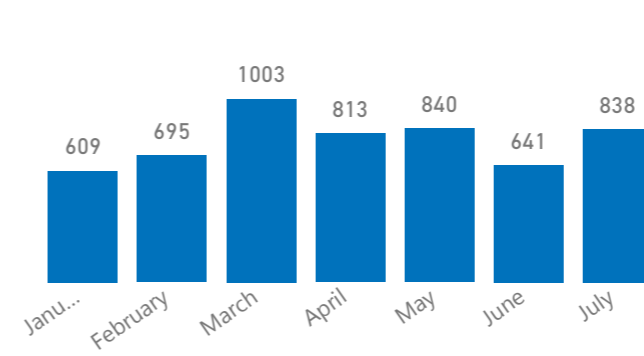
Total 2019 New Asylum Applications by Country of Asylum



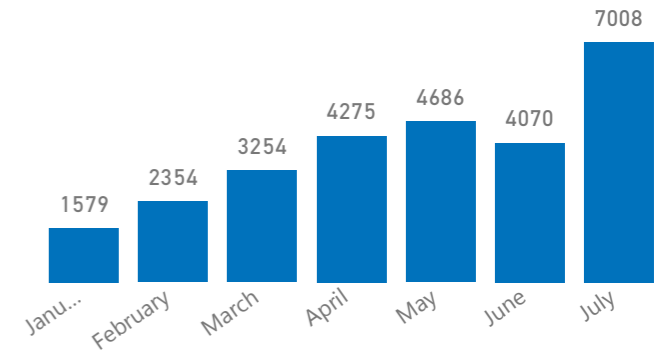
Total 2019 Asylum Intentions by Country of Asylum



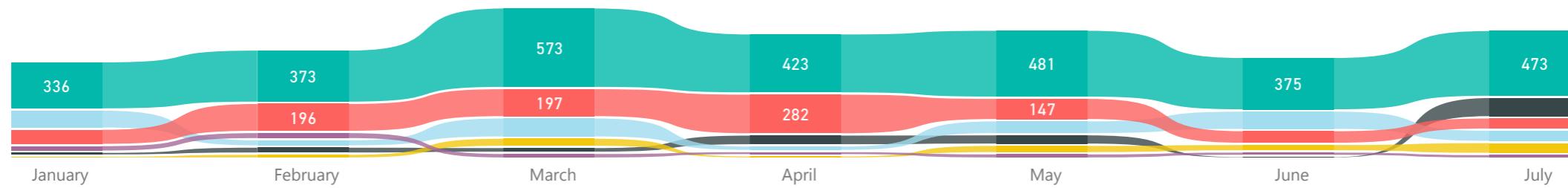
Total 2019 New Asylum Applications by Month



Total 2019 New Asylum Intentions by Month

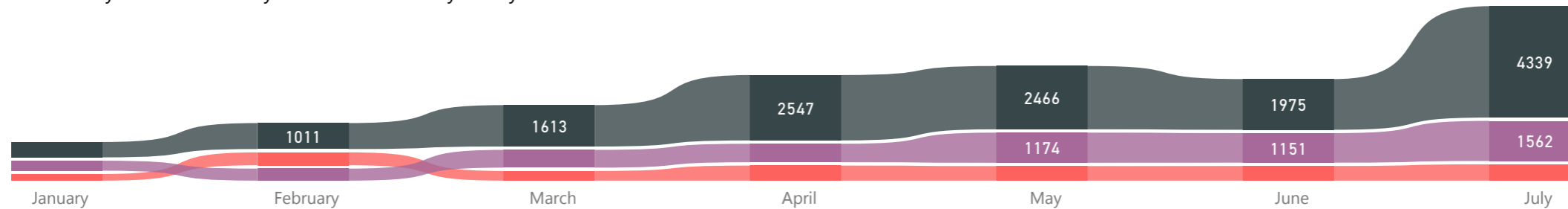


Total 2019 New Asylum Applications by Month and Country of Asylum



- Albania
- Bosnia and Herzegovina
- Kosovo\*
- Montenegro
- North Macedonia
- Serbia

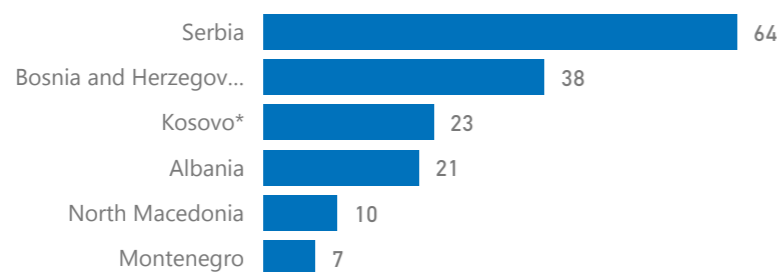
Total 2019 New Asylum Intentions by Month and Country of Asylum



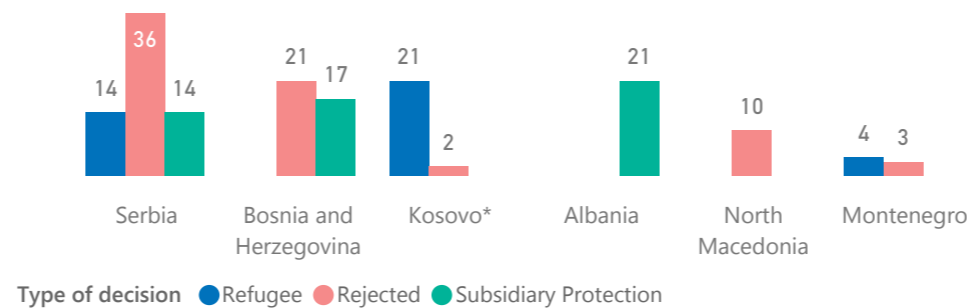
- Bosnia and Herzegovina
- Montenegro
- Serbia

## 2019 First Instance Decisions Trends

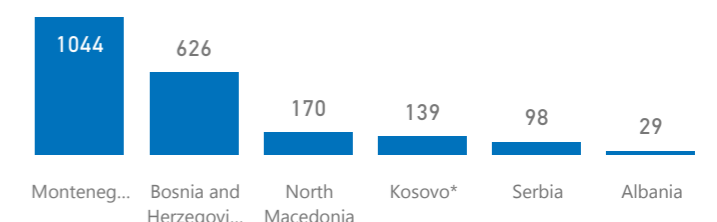
2019 Total Decisions by Country of Asylum



2019 First instance Decisions by Type and Country



2019 Total Otherwise Closed Applications by Country



Kosovo\*: Designations of Kosovo\* are without prejudice to positions on status, and are in line with the United Nations Security Council Resolution 1244 (1999).

Data source: SEE Regional Asylum Statistics and UNHCR data available at <https://popstats.unhcr.org>. For further information or any questions concerning this factsheet please contact: Gabriel Mathieu, mathieu@unhcr.org

In most cases, data for this factsheet is provided by country level governmental institutions. Retroactive changes in data may occur.



July  
2019  
Key figures\*

**838**  
New Applications



**94**  
Women



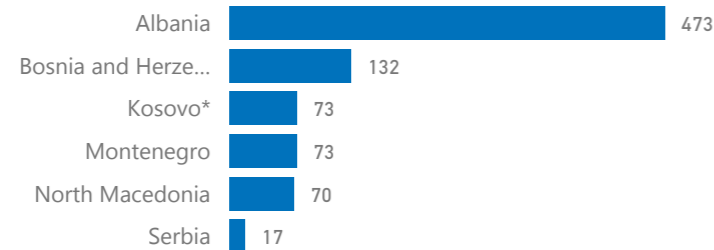
**181**  
Children  
including:

**17**  
Unaccompanied  
or separated  
child(ren)

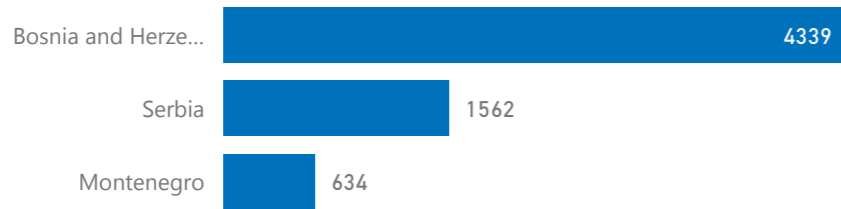
\*disaggregated figures  
by age/gender are not  
always available

### Monthly New Applications

Monthly New Asylum Applications by Country of Asylum

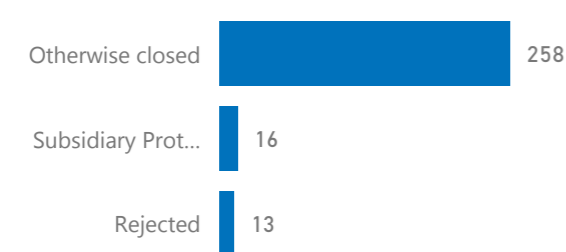


Monthly New Intentions to Seek Asylum by Reporting Country



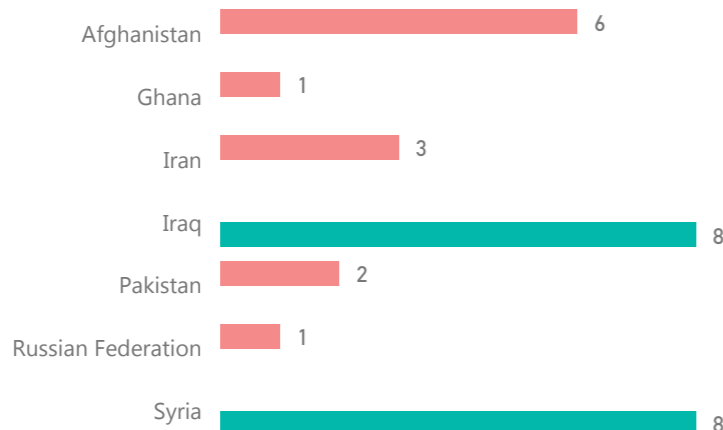
### Monthly First Instance Decisions

Monthly Decisions by Type of Decision

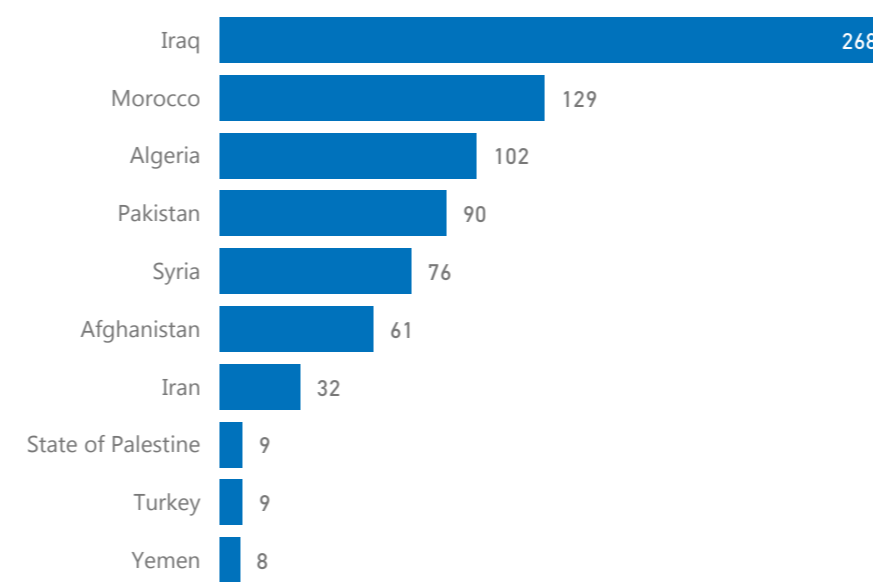


Monthly Type of Decisions by Nationality

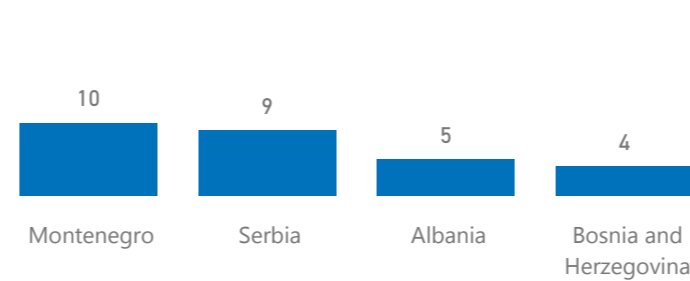
Type of decision ● Rejected ● Subsidiary Protection



Monthly New Asylum Applications by Country of Origin (Top 10)

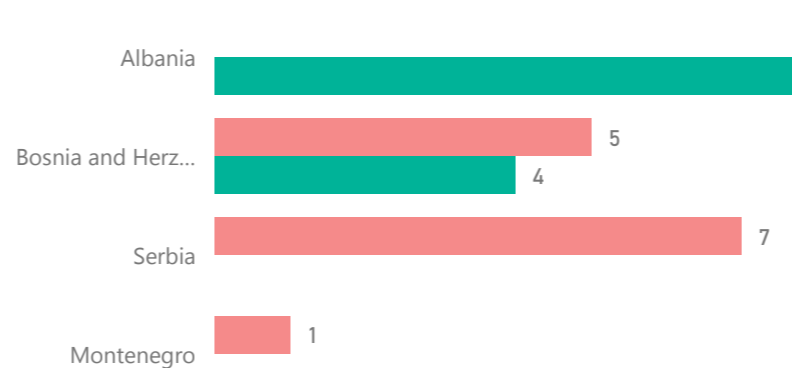


Monthly Interviews by Country of Asylum

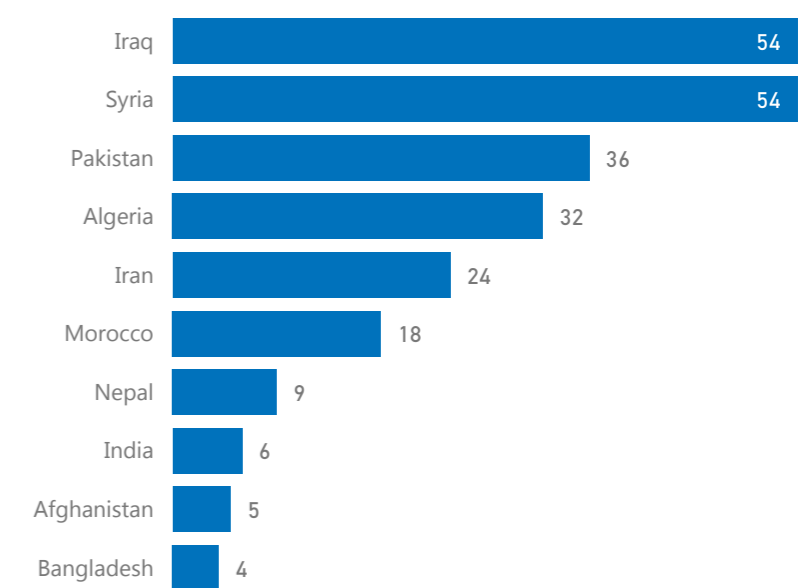


Monthly Decisions by Country of Asylum and Type of Decis...

Type of decision ● Rejected ● Subsidiary Protection



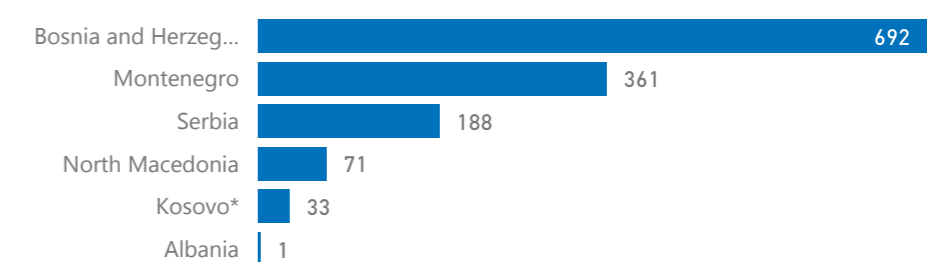
Monthly Otherwise Closed Applications by Nationality (Top 10)



Average Length of Procedure (days) by Country  
between application and decision

Bosnia and Herzegovina 203

Total Pending Asylum Applications by Country of Asylum



Kosovo\*: Designations of Kosovo\* are without prejudice to positions on status, and are in line with the United Nations Security Council Resolution 1244 (1999).

Data source: SEE Regional Asylum Statistics and UNHCR data available at <https://popstats.unhcr.org>. For further information or any questions concerning this factsheet please contact: Gabriel MATHIEU, mathieu@unhcr.org

In most cases, data for this factsheet is provided by country level governmental institutions. Retroactive changes in data may occur.