

ITALY Sea arrivals dashboard

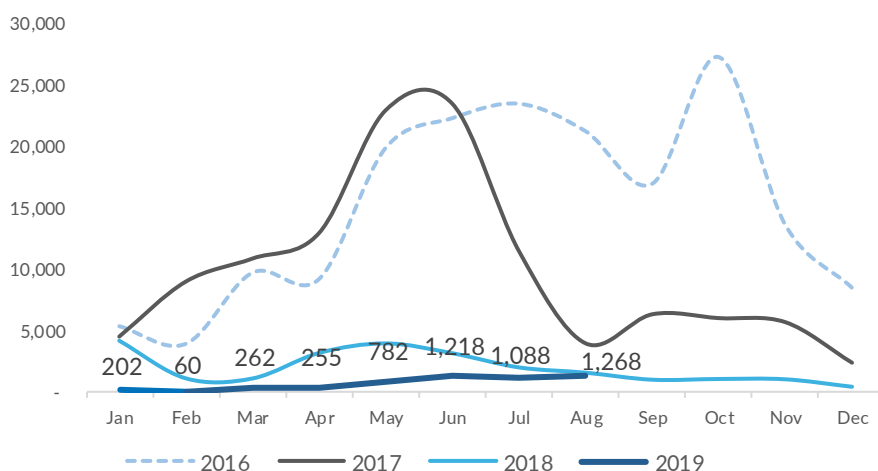
Overview

Between 1 January and 31 August 2019, 5,135 persons arrived in Italy by sea. This is a 74 per cent decrease compared to sea arrivals in the same period last year (20,077). In August 2019, 1,268 individuals reached Italian shores, compared to 1,531 in August 2018. Notably, the highest number of monthly sea arrivals in 2019 so far was recorded in August.

5,135 Jan - Aug 2019 ¹
20,077 Jan - Aug 2018 ¹

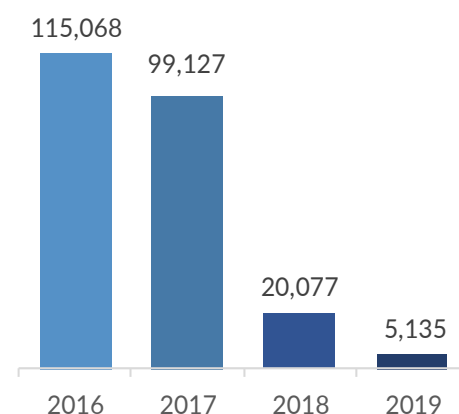
Monthly sea arrivals

January 2016 to August 2019



Yearly sea arrivals

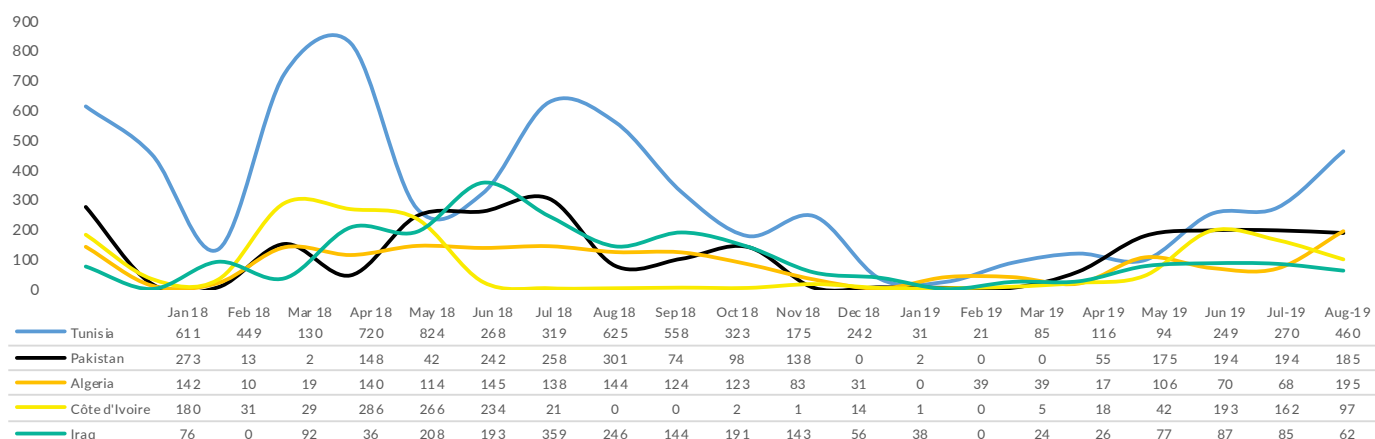
January to August, 2016-2019



Nationality of arrivals

In the first eight months of 2019, 26 per cent of sea arrivals originated from Tunisia, followed by Pakistan (16 per cent), Algeria (10 per cent), Côte d'Ivoire (10 per cent), Iraq (8 per cent), Bangladesh (4 per cent), Sudan (4 per cent), Morocco (2 per cent), Islamic Republic of Iran (3 per cent) and Guinea (2 per cent). In August, the most common country of origin of persons arriving in Italy by sea was Tunisia, with 460 individuals registered at landing points, predominantly in Lampedusa, compared to 270 in the previous month. The second most common country of origin of August sea arrivals was Algeria, with just under 200 persons arriving in Italy, mainly reaching shore in Sardinia. In August, the third most common country of origin of sea arrivals was Pakistan, with 185 reaching Italian shores, mainly in Apulia and Calabria: while only two Pakistani nationals arrived by sea in the first three months of the year, arrival numbers increased from April 2019 onwards, peaking in the summer months. While arrivals of Ivoirian nationals in August were lower than in previous months (97, compared to 193 and 162 in June and July, respectively), their numbers remain significant, representing 8 per cent of monthly sea arrivals.

Most common nationalities of arrivals - January 2018 to August 2019

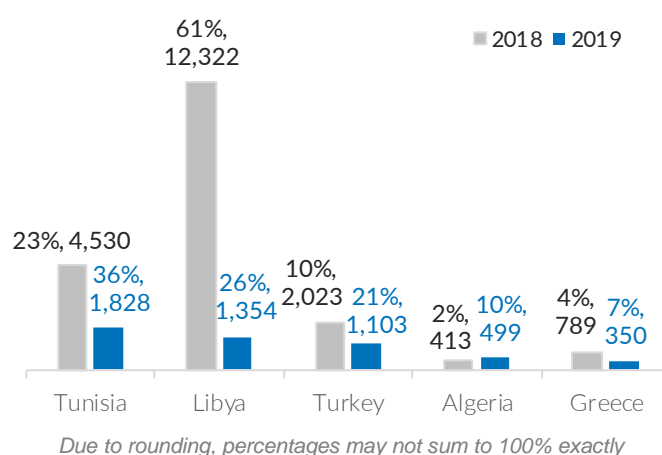


Country of embarkation

In the first eight months of 2019, 36 per cent of sea arrivals in Italy (1,828 persons) departed from Tunisia, followed by 26 per cent (1,354 persons) from Libya, 21 per cent (1,103 persons) from Turkey, 10 per cent (499 persons) from Algeria, and 7 per cent (350 persons) from Greece. The most common departure sites in Tunisia were Sfax, Zarzis, and Mahdia. Individuals departing from Libya most commonly embarked in Zuwarah and Zawiya, while persons who travelled from Turkey mainly departed from Bodrum, and to a lesser extent from Izmir.

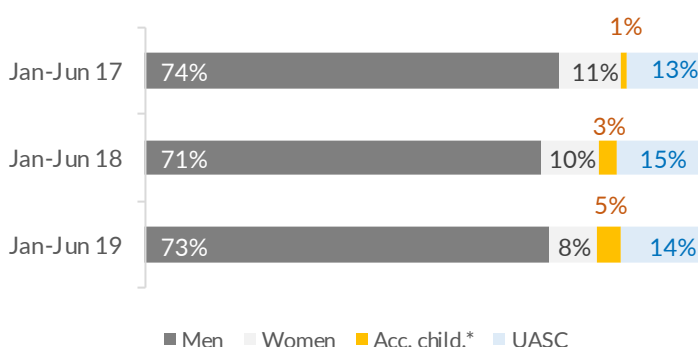
In August, the vast majority of sea arrivals - 607 persons, corresponding to 48 per cent of monthly sea arrivals - departed from Tunisia. Furthermore, 248 refugees and migrants, corresponding to 20 per cent of monthly sea arrivals in August, departed from Libya. A further 192 persons, that is, 15 per cent of August sea arrivals, departed from Turkey. Finally, departures from Algeria and Greece represented 14 per cent and 4 per cent of monthly sea arrivals in August, respectively.

January to August 2018 - 2019



Demographics of arrivals

January to August 2017 - 2019



Due to rounding, percentages may not sum to 100% exactly

Between 1 January and 31 August 2019, most sea arrivals were adult men (73 per cent), followed by unaccompanied and separated children (14 per cent), adult women (8 per cent) and accompanied children (5 per cent). Since the beginning of 2019, 737 unaccompanied and separated children (UASC) reached Italian shores, of whom 218 arrived in August.

In 2019 so far, most UASC arriving by sea originated from Tunisia (252), followed by Pakistan (136), Iraq (56), Bangladesh (51), and Côte d'Ivoire (50).

Nationality and demographics of arrivals – January to August 2019

