



The mid year dashboard<sup>1</sup> summarizes the progress made by partners involved in the Lebanon Crisis Response Plan and highlights trends affecting people in need. The Livelihoods sector in Lebanon is working to: OUTCOME 1: Stimulate local economic development and market systems to create income generating opportunities and employment, OUTCOME 2: Improve workforce employability, OUTCOME 3: Strengthen policy development and enabling environment for job creation.



### 2019 Mid Year Funding Status

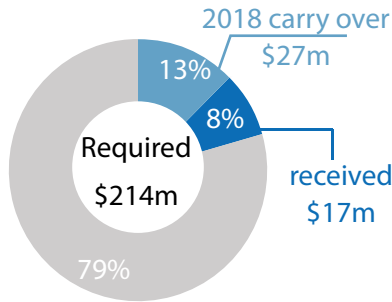
Funding received Jan to Jun 2019



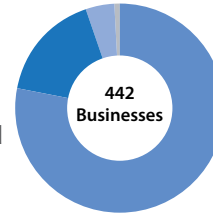
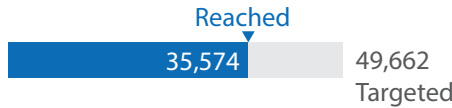
### Targeted population groups



### Business reached by type



## 171,183 (People in Need)



Micro enterprises	78%
Nano enterprises	17%
Small-medium enterprises	4%
Cooperatives	1%
Social Enterprises	0%

## Progress against targets



### Outputs

reached / target

# entrepreneurs & employees who benefitted from business management training	1,644 / 3,670
# of MSMEs/ Cooperatives supported through cash & in-kind grants	409 / 3,670
# of new Lebanese MSMEs established	16 / 1,296
# of value chains valorized and/or being upgraded	0 / 20
# of targeted vulnerable persons enrolled in public work projects	13,869 / 7,530
\$ value invested in LH labour intensive public work projects	\$ 9.4m / NA
# of individuals benefitting from market-based skills training	12,720 / 10,000
# of people benefitting from internships, on-the-job training or apprenticeship programmes	2,368 / 2,000
# of individuals supported to access employment through career guidance, coaching, or individual follow-up services	4,327 / 7,000
# of targeted job seekers supported to start their own business	212 / 2,000
# of decent work regulations amended and/or proposed approved by the Government	0 / 3
# awareness-raising/advocacy material on labour regulations and decent work developed	0 / 4



### Outcomes

LCRP 2016 Baseline

Jan-Jun 2019 Current

2019 Target

SYR LEB PRS PRL

<b>OUTCOME 1:</b>						
# total number of jobs created / maintained*	494				1,787	5,777
<b>OUTCOME 2:</b>						
# of job seekers placed into jobs*	N/A	N/A	N/A	N/A	324	2,000
# targeted vulnerable persons engaged in home-based income generation *	N/A	N/A	N/A	N/A	152	2,000
<b>OUTCOME 3:</b>						
Increase in ranking of Doing Business**	Rank 126				N/A	N/A

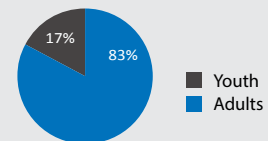
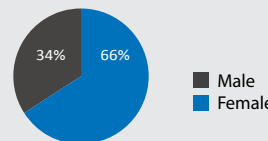
\*Source: Activity info  
\*\*Source: World Bank



### Breakdown by Age and Gender

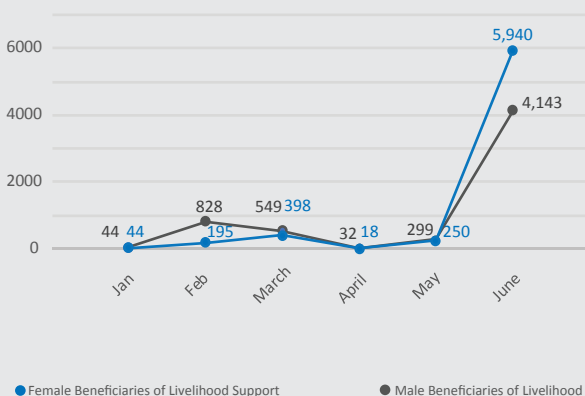
Men vs. Women supported who access employment

Entrepreneurs who benefitted from business management training

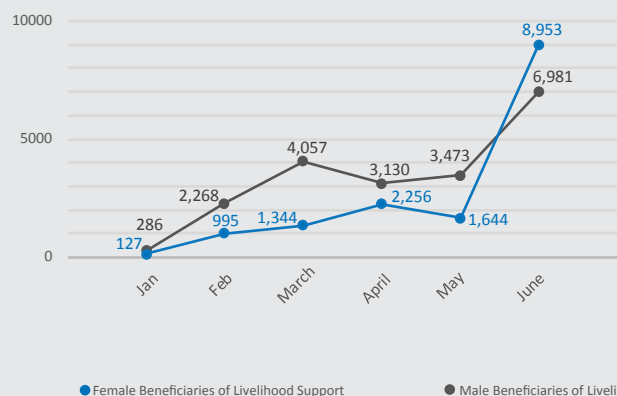


## Analysis

### Number of beneficiaries of market based skills training by gender per month (2019)



### Number of beneficiaries of livelihoods interventions by gender per month (2019)



<sup>1</sup> The narrative report is based on quantitative results extracted from Activity Info and on qualitative results collected through partners and direct observations  
Prepared by the Inter-Agency Information Management Unit | For more information contact Inter-Agency Coordinators Margunn Indreboe margunn.indreboe@undp.org, Carol Sparks sparks@unhcr.org.



## KEY CONTRIBUTIONS OF THE SECTOR TO LCRP IMPACTS

During the first half of 2019, with 27 active partners, and even though further efforts are needed, the Livelihoods sector has demonstrated an increasing capacity to contribute to the creation and maintenance of job opportunities. Compared to end of August 2018, when only 1,089 jobs were created/maintained (1,063 maintained and 26 created) by July 2019 already 1,787 jobs have been created/maintained (1,708 maintained and 79 created). This has been the results of the support provided to 1,589 MSMEs and cooperatives through financial incentives, in-kind grants and technologic transfer.

With regards to Workforce employability, and in alignment with the 2019 Livelihoods sector strategy, partners have begun to address the mismatch existing between the demand and supply witnessed in previous years. The number of Vocational trainings provided has decreased in comparison to 2018 (16,745 in August 2018 vs 12,720 mid-year 2019) while the focus on career services and work-based learning opportunities has increased. By July 2019, 2,368 beneficiaries have been enrolled in Work-based learning (WBL) opportunities and 4,327 have been supported through careers services, counseling and others. (In 2018, Q2, only 1,586 benefitted from WBL opportunities).

Both host and refugee' communities have been benefitting from interventions aiming at creating income opportunities. This has been particularly possible through labor intensive activities that have offered immediate support and relief to very vulnerable families, while benefitting 252 municipalities. By the end of June 2019, 13,869 people have actively participated in short-term activities benefitting indirectly another 62,410-vulnerable people.<sup>2</sup> Through labor intensive interventions, for example around 828 hectares of forest have been reforested and this is expected to have a snowball effect on the region eco-system as well as on tourism.

Furthermore, many Value Chains-related (VCs) interventions have been rolled out nationwide, more than a half in the agricultural sector.

<https://app.powerbi.com/view?r=eyJrjoiY2RiZDg2ZjktNDE3ZS00N2E0LWFjM2MtYjY1YzA5NGJmWE4liwidCl6ImlzZTVkYjVLT15NDQtdGzNy05OWY1LTc0ODhhY2U1NDMxOSIsImMiOjhh9>

The livelihoods sector will follow up closely with implementing agencies to capture the VCs interventions' contribution on job creation.

Overall results have demonstrated an increase in women's engagement in livelihoods interventions, (15,319 women vs 20,195 men-all nationalities). The women's participation rate in labour intensive programmes continues to be low (3,177 women vs 10,894 men) but has increased compared to end of year 2018 (EoY 2018: 1,081 women vs 9,507 men). However, in Vocational Trainings (VTs) and home-based opportunities the number of women is higher when compared to those of men (6,825 women vs 5,895 men in VTs and 149 women vs 3 men in home-based opportunities). Moreover, some implementing partners have initiated programmes that focus specifically on women economic empowerment so their engagement in economic activities is likely to increase. Female headed HHs should be prioritized in partners' targeting. Indeed, VaSyr 2018 figures report that 55 per cent of female headed HHs do not have a working member and they are 62 per cent more likely to engage their children in work.

The Livelihoods sector remains underfunded, with only \$44m received until June 2019, of which \$26.9m represents the carry-over from 2018. Despite these funding constraints, the results obtained so far constitute evidence of livelihoods partners' ability to continue maintain Lebanon's economic stability by mitigating the deterioration in the economic condition of vulnerable populations (LCRP S04). During the first half of the year, livelihoods partners were able to reach 35,574 beneficiaries-all nationalities.

## CHALLENGES

The main challenge for the sector remains its capacity to create jobs. This is mainly due to continued lack of available resources (79% funding gap), the difficulty to place people into jobs as well as the limited growth and production capacity of SMEs that could replace import and boost job creation.

To make progress in job creation, support for Lebanese micro, small and medium enterprises (MSMEs) shall be boosted to facilitate production of goods and services that can be competitive on the market while allowing small businesses to supply bigger companies. The use of new technologies to increase quantity as well as quality of the production must also be encouraged. To maximize scarce resources, it is needed to strengthen Coordination between livelihoods partners to complement existing programs that are already developing successful value chains and creating an intertwined and mutually beneficial network.

<sup>2</sup> Multiplied by HHs size (4.5) as per VaSyr 2018

Moreover, further results and achievements remain anchored to major political reforms.

The promising commitments of the Government of Lebanon presented at the CEDRE Conference<sup>3</sup> as well as the Capital Investment Plan<sup>4</sup> which resulted in a positive response while supporting the Government in the implementation of the reforms<sup>5</sup> should have an impact on Lebanon's macroeconomic stability, and consequently would contribute in enabling the environment for job creation.

Overall, as the majority of Livelihoods interventions (that reflect funding availability) are short-term, it is difficult to expect them to bring a radical change in the living conditions of vulnerable people.

Lack of available studies and analysis has also hindered the sector to know what interventions are creating the greatest impact on the ground. Nevertheless, different initiatives have been taking place within the Livelihoods coordination system, such as the establishment of the Employment Task Force in Beirut Mount Lebanon whose main objective is to analyze major challenges that organizations are facing and follow up on jobs created.

Moreover, partners shall continue to adapt and tailor VTs curricula to market demands to increase the likely of job placement and new labour intensive programmes shall aim at improving the efficiency of existing public infrastructures before planning the construction on new ones.

## KEY PRIORITIES AND GAPS FORESEEN FOR 2019

It is urgent to allocate funds and resources to grow the demand side and meet the job creation's target. As such, there is a need to invest in multiyear funding programs to support small businesses as the main job creators in vulnerable areas, as well as develop strategic value chains notably in agro-food and environment products.

With regards to Value Chains, coordination must be strengthened both at national and field level hence promoting partnerships and comprehensive initiatives that link vocational trainings to MSMEs support and to Value Chain development<sup>6</sup>. This exercise has already been initiated through the Interactive Value Chains Interventions Dashboard whose aim is to identify main gaps of current activities and inform partners' new programming (to complement existing activities).

As competition over lower-skilled jobs has consistently been cited as the main factor driving intercommunal tensions, increasing the number of income opportunities and regulating employment as per the MoL policies would likely contribute to a reduction of tensions between Syrians and Lebanese host communities (Ark Wave 4th impact of cash on social tensions). It is therefore necessary to continue securing funding to implement labour intensive projects that create short-term jobs for vulnerable people and are of value for the long-term recovery and development of affected municipalities.

Finally, ensuring that partners respect the general agreement of the LCRP Livelihoods sectors with regards to allocation of funds (70% Leb 30% Syr for VTs and 50% Leb vs 50% Syr FOR Labour Intensive) will be essential to enhance the stability of the sector.

<sup>3</sup> At the CEDRE conference, in April 2018, the GoL presented its "Vision for stabilization, growth and employment". The vision is based on four pillars: (1) increasing the level of public and private investment; (2) ensuring economic and financial stability through fiscal adjustment; (3) undertaking essential sectoral reforms and cross-sectoral reforms, including fighting corruption, modernization of the public sector and public finance management; (4) developing a strategy for the reinforcement and diversification of Lebanon's productive sectors and the realization of its export potential. Moreover, participants emphasised the need to increase investment and expenditure in social sectors, including health and education, to improve resilience.

<sup>4</sup> The CIP is mainly focused on infrastructure development and rehabilitation.

<sup>5</sup> Regarding structural reforms, the Lebanese Government stressed that fighting corruption, strengthening governance and accountability, including public finance management, modernising procurement rules, reforming customs and improving public investment management are of utmost importance. In addition, Lebanese authorities will continue to strengthen their anti-money laundering efforts and to take steps to counter the financing of terrorism in line with international standards. Regarding sectoral reforms, the Lebanese Government commits to tariff reform alongside increased power generation in the electricity sector; in the water management field, to implementing the new Water Code; and in the field of waste management to implementing the new strategy, based on decentralization.

<sup>6</sup> It is key to use studies such as McKinsey to identify sectors with high growth potential



## CASE STUDY

The agricultural sector in Baablek-Hermel contributes up to 80 percent of the local GDP along with the directly related sub-sectors of inputs supply such as processing, manufacturing, marketing, storage, and transportation. Agriculture is the primary source of income and employment, particularly for the poorest communities. It is also important to note that according to the 2016 UNDP Rapid Poverty Assessment report in Lebanon, 38% of the people in Bekaa Valley live under the poverty line which is the highest percentage in all of Lebanon.



The economic repercussions and the unstable security situation, caused by the Syrian crisis, have particularly impacted the agriculture sector and its food production capacities. Today farmers face increases in inputs and production costs and are struggling in keeping up production predominantly due to the lack of water caused by desertification and the practical absence of the government in agriculture. Farmers' income is also affected by the disruption of trade routes (closure of border points) and the increase in transportation costs.

The Lebanese Organization of Studies and Training (LOST) responded to this situation by establishing the Community Farm. The Community Farm is a farmer incubation center that institutionalizes a food security and livelihood support system using the value chain approach to benefit vulnerable Baalbeck-Hermel families and farmers through the agricultural sector. LOST's Value Chain supports vulnerable families and farmers in establishing and growing their businesses in 2 methods: 1st by providing holistic-integrated support in most value-added components to sustain the main business, and 2nd by providing support to grow agri- businesses vertically and horizontally.

In 2013 the Community Farm with MCC funding implemented the Livelihood through Goat Farming project<sup>7</sup>. Using LOST's 1st value chain method, the project provided each of the 100 vulnerable woman beneficiaries with; 1 to 2 goat(s)/sheep, goat/sheep farming training, goat/sheep feed for one year, and VET services for 3 years. In 2018 the number of goats/sheep that were distributed increased from 170 to over 450; this is around a 275% growth. Ms. Georgette Zeaiter, a project beneficiary from Hermel, said "This project empowered me to provide for my family. Thank God, we are now self-sufficient and no longer in need of assistance from family and friends. We received 2 goats and now we have 13. The goats have been very good to me; they are my kids. The better I treat them; the more they give."

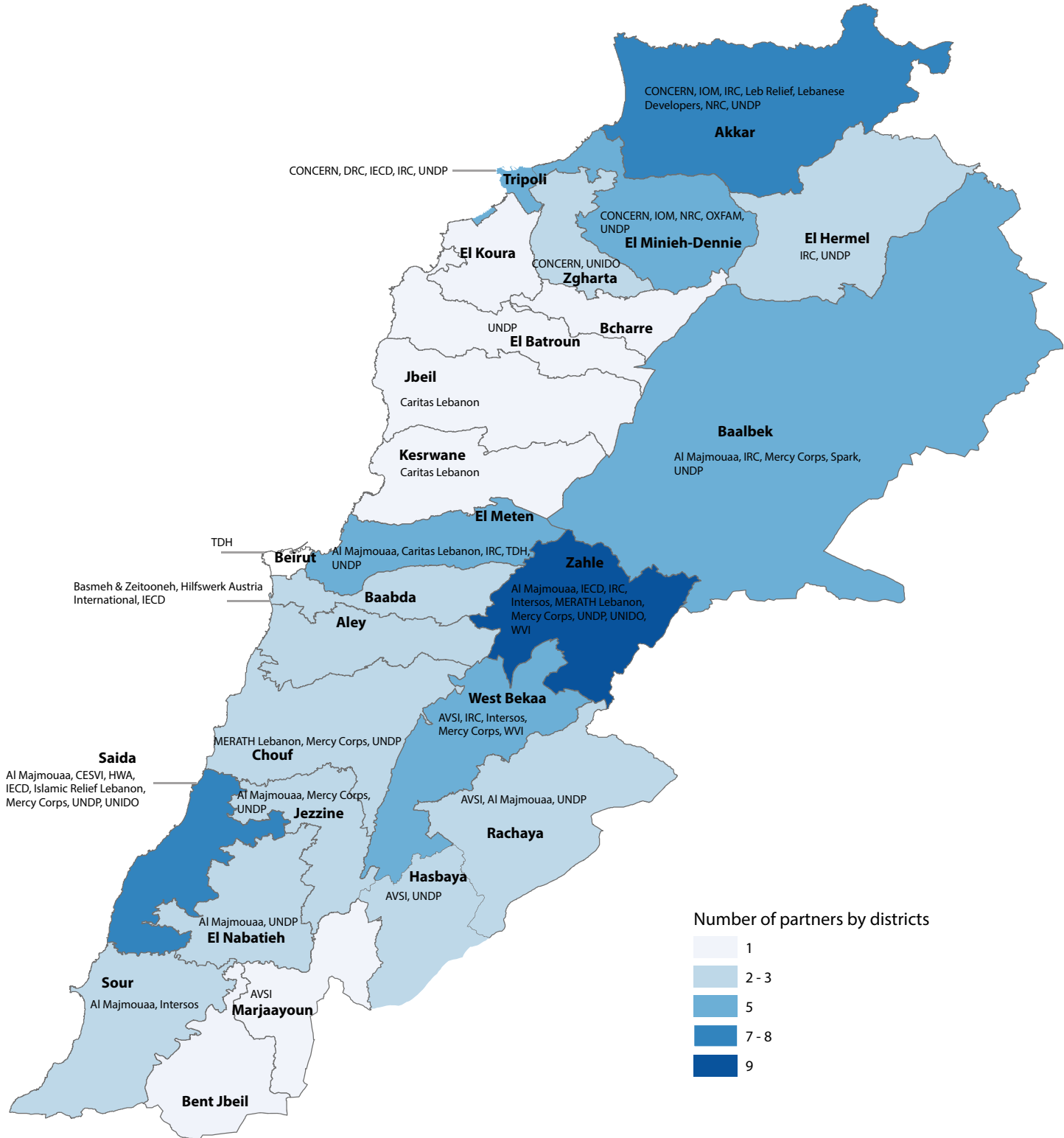


<sup>7</sup> Lebanon Partnership Paper, Brussels II Conference, 24-25 April 20182



The achievements described in this dashboard are the collective work of the following 27 organizations:

AVSI, Al Majmouaa, Basmeh & Zeitooneh, CESVI, CONCERN, Caritas Lebanon, DRC, HWA, Hilfswerk Austria International, IECD, ILO, IOM, IRC, Intersos, Islamic Relief Lebanon, Leb Relief, Lebanese Developers, MERATH Lebanon, Mercy Corps, NRC, OXFAM, SHEILD, Spark, TDH, UNDP, UNIDO, WVI.



Note: This map has been produced by UNDP based on maps and material provided by the Government of Lebanon for Inter Agency operational purposes. It does not constitute an official United Nations map. The designations employed and the presentation of material on this map do not imply the expression of any opinion whatsoever on the part of the Secretariat of the United Nations concerning the legal status of any country, territory, city or area or of its authorities, or concerning the delimitation of its frontiers or boundaries.