

ITALY Sea arrivals dashboard

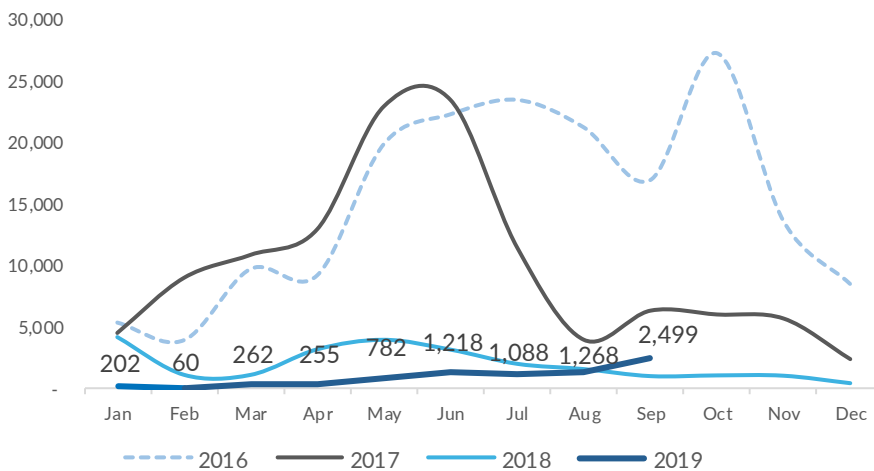
Overview

Between 1 January and 30 September 2019, 7,634 persons arrived in Italy by sea. This is a 64% decrease compared to sea arrivals in the same period last year (21,024). In September 2019, 2,499 individuals reached Italian shores, compared to 947 in September 2018. This is the highest number of monthly sea arrivals in 2019 so far, followed by 1,268 in the previous month.

7,634 Jan - Sep 2019 ¹
21,024 Jan - Sep 2018 ¹

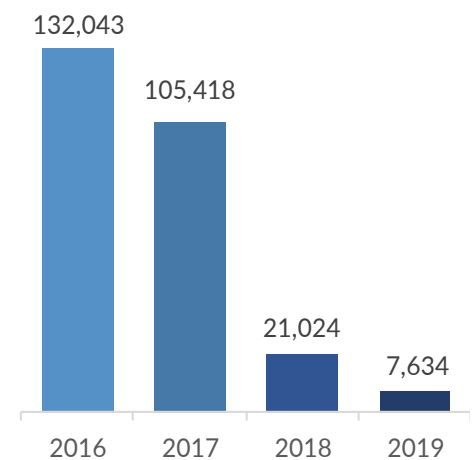
Monthly sea arrivals

January 2016 to September 2019



Yearly sea arrivals

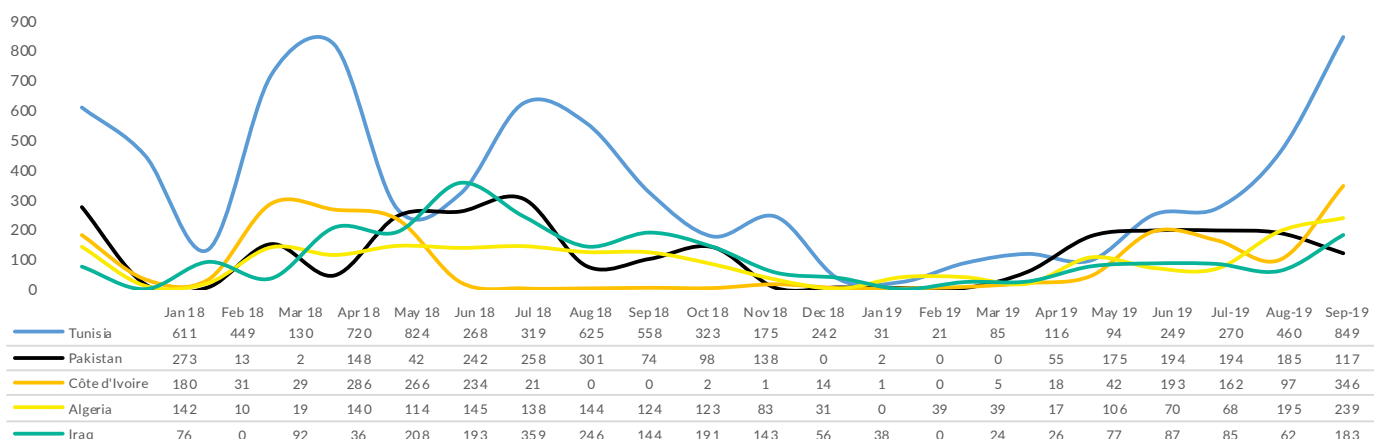
January to September, 2016-2019



Nationality of arrivals

In the first nine months of 2019, 28% of sea arrivals originated from Tunisia, followed by Pakistan (12%), Côte d'Ivoire (11%), Algeria (10%), Iraq (8%), Sudan (5%), Bangladesh (3%), Islamic Republic of Iran (2%), Guinea (2%), and Morocco (2%). In September, the most common country of origin of persons arriving in Italy by sea was Tunisia, with 849 individuals registered at landing points, predominantly in Lampedusa. This is a considerable increase if compared to the previous month, when 460 reached Italian shores. The second most common country of origin of sea arrivals in September was Côte d'Ivoire, with 346 persons arriving in Italian ports. Notably, 178 of them, corresponding to 51% of monthly Ivorian arrivals, were women. The third most common country of origin of persons arriving by sea in September was Algeria: 239 reached Italian shores, mainly in Sardinia, all of whom were men. The numbers of monthly sea arrivals originating from Iraq (183), Sudan (139), and Pakistan (117) were also significant. Notably, the numbers of Sudanese nationals arriving by sea in September were the highest recorded in any month this year so far. Furthermore, they were considerably higher than those registered in the previous month (139 in September compared to 17 in August).

Most common nationalities of arrivals - January 2018 to September 2019

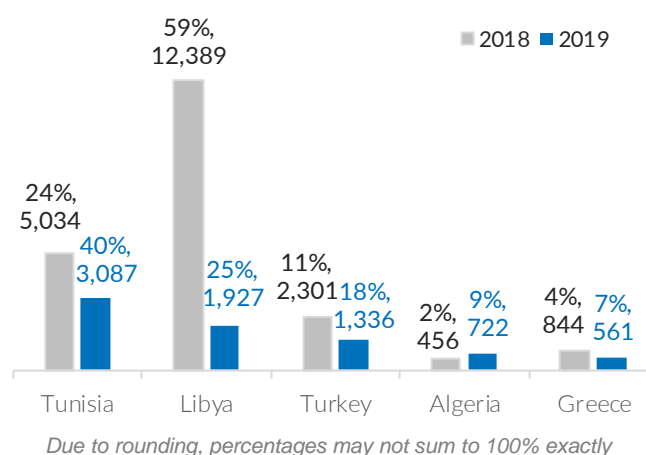


Country of embarkation

In the first nine months of 2019, 40% of sea arrivals in Italy (3,087 persons) departed from Tunisia, followed by 25% (1,927 persons) from Libya, 18% (1,336 persons) from Turkey, 9% (722 persons) from Algeria, and 7% (561 persons) from Greece. The most common departure sites in Tunisia were Sfax, Zarzis, and Mahdia. Individuals departing from Libya most commonly embarked in Zuwarah and Zawiya, with significant numbers also embarking in Abu Kammash and Garabulli. Persons who travelled from Turkey mainly departed from Bodrum, followed by Izmir.

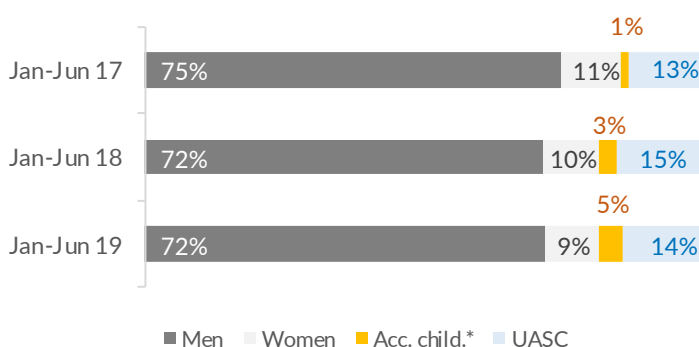
In September, the vast majority of sea arrivals – 1,259 persons, corresponding to 50% of monthly sea arrivals – departed from Tunisia. Furthermore, 573 refugees and migrants, corresponding to 23% of monthly sea arrivals in September, departed from Libya. Finally, departures from Turkey and Algeria each represented 9% of monthly sea arrivals in September (233 and 223 persons, respectively), while 8% of refugees and migrants arriving during the month (211 persons) embarked in Greece.

January to September 2018 - 2019



Demographics of arrivals

January to September 2017 - 2019

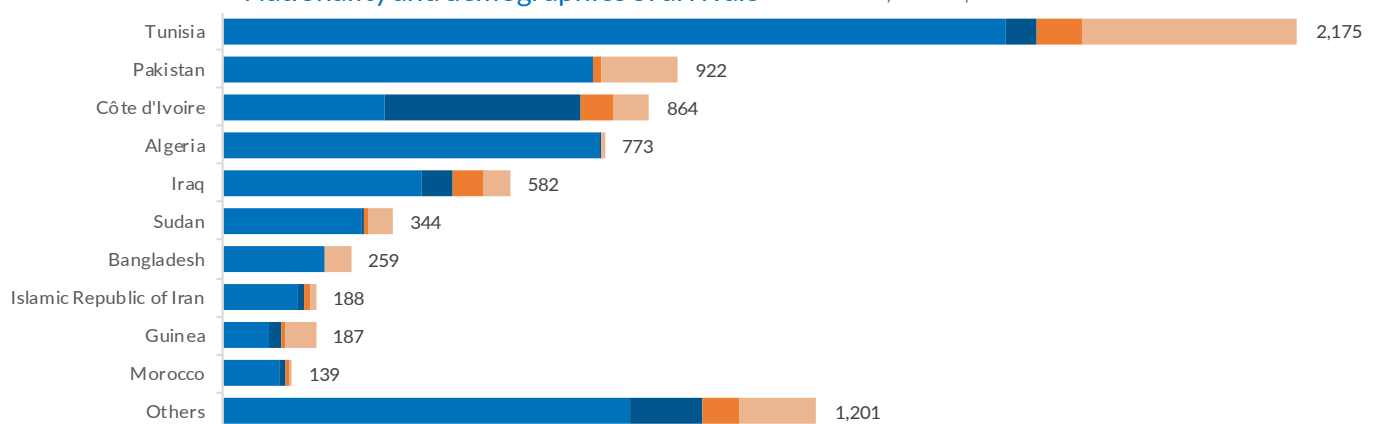


Due to rounding, percentages may not sum to 100% exactly

Between 1 January and 30 September 2019, most sea arrivals were adult men (72%), followed by unaccompanied and separated children (14%), adult women (9%) and accompanied children (5%). Since the beginning of 2019, 1,063 unaccompanied and separated children (UASC) reached Italian shores, of whom 326 arrived in September.

In 2019 so far, most UASC arriving by sea originated from Tunisia (435), followed by Pakistan (157), Côte d'Ivoire (72), Guinea (62), Iraq (56), and Bangladesh (55). Over half of the UASC population arriving by sea in September (183 UASC) originated from Tunisia.

Nationality and demographics of arrivals – January to September 2019



	Others	Morocco	Guinea	Islamic Republic of Iran	Bangladesh	Sudan	Iraq	Algeria	Côte d'Ivoire	Pakistan	Tunisia	Total
■ Men	825	114	93	152	204	281	403	761	327	751	1,586	5,497
■ Women	145	14	25	11	0	2	62	5	396	0	62	722
■ Acc. child.*	77	5	7	15	0	12	61	0	69	14	92	352
■ UASC	154	6	62	10	55	49	56	7	72	157	435	1,063
Total	1,201	139	187	188	259	344	582	773	864	922	2,175	7,634